




RANDOM STEPS — 4 FT



Specifications	Step A	Step B	Step D	Step F
Length	1372 mm(54 in)	1524 mm(60 in)	1219 mm(48 in)	1219 mm(48 in)
Height	178 mm(7 in)	178 mm(7 in)	178 mm(7 in)	178 mm(7 in)
Depth	559 mm(22 in)	610 mm(24 in)	711 mm(28 in)	610 mm(24 in)
Unit/pallet	1	2	1	2
Weight/stone		±737 lbs/±334 kg	±698 lbs/±316 kg	±628 lbs/±284 kg
Weight/pallet	±3195lbs/cube			

RANDOM STEPS — 6 FT




SNAPPED FACE



Dimensions	Length	Height	Depth	Units/pallet	Weight/unit	Weight/pallet
Full Pallet	-	-	-	3*		±3,733 lbs/±1,693 kg
Unit 1	1,829 mm (72 in)	178 mm (7 in)	762 mm (30 in)		±1,244 lbs/±564 kg	
Unit 2	1,829 mm (72 in)	178 mm (7 in)	762 mm (30 in)		±1,244 lbs/±564 kg	
Unit 3	1,829 mm (72 in)	178 mm (7 in)	762 mm (30 in)		±1,244 lbs/±564 kg	

*Three (3) random assortment.

Unit 1
Side A




Side B

Unit 2
Side A



Side B

Unit 3
Side A



Side B

STANDARD COLOURS

- Manitou
- Windsor



CALCULATING TREAD WIDTH

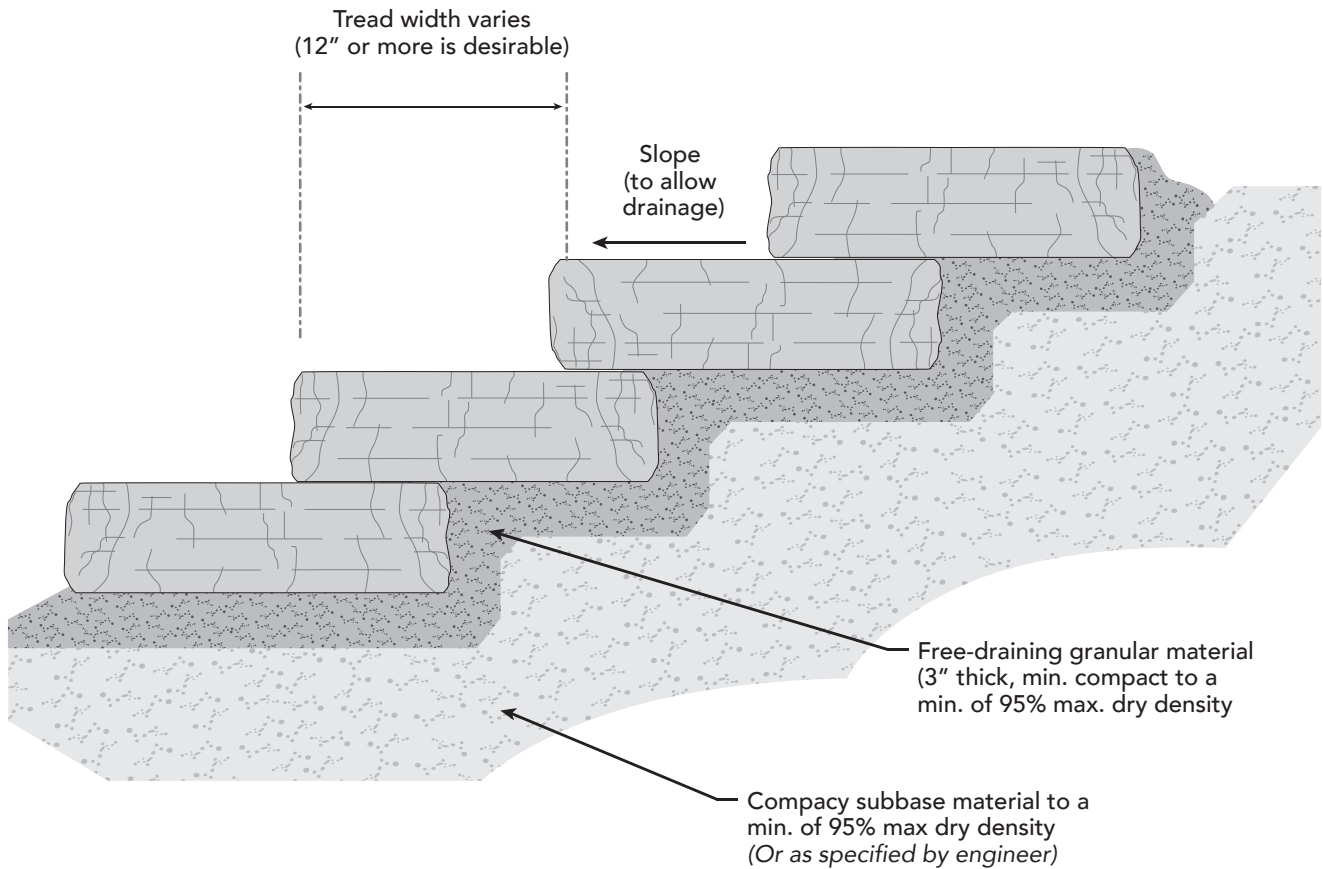


Generally, when the grade allows, a 12 inch or wider tread is desirable. To calculate the tread width, divide the total allowable horizontal run minus the width of the top step, by the number of steps minus one. The one less will account for the top step.

1. Excavate and grade the area for the first step. Steps should be placed on at least 3 inches of free draining soil, such as sand or pea-stone. Compact soil to a minimum of 95% standard proctor.
2. Place the first step with either forks or straps using a small excavator or skid-steer to lift the piece into place. Practice safe handling procedures during this process.
3. Fill behind each step with free draining soil and compact to 95% standard proctor. Remember to slope fill to allow for proper drainage when next step is placed. Continue placing steps in this manner until finish grade is reached.
4. Block size and placement shown are for reference only. Individual steps will vary with installation pattern.

EXAMPLE	
Total rise	42"
Total horizontal run	96"
Width of top step	18"
Rise of steps	7"
Number of steps calculation	$42" \div 7"/\text{step} = 6 \text{ steps}$ $\text{Tread depth} = (96" - 18") \div (6-1)$ $= 15.6" \text{ tread depth}$

INSTALLATION CROSS-SECTION



NOTE: This drawing is for reference only.

DIMENSIONAL STEPS

3 FT | 4 FT | 6 FT



Specifications per pallet	3' long	4' long	6' long
Length	915 mm (36 in)	1,220 mm (48 in)	1,829 mm (72 in)
Height	178 mm (7 in)	178 mm (7 in)	178 mm (7 in)
Depth	762 mm (30 in)	457 mm (18 in)	762 mm (30 in)
Units/pallet	3	6	3
Weight/stone	±593 lbs/±268 kg	±496 lbs/±224 kg	±1,212 lbs/549 kg
Weight/pallet	±1,778 lbs/±807 kg	±2,976 lbs/±1,351 kg	±3,637 lbs/±1,650 kg

STANDARD COLOURS

- Manitou
- Fond Du Lac
- Windsor

Please note 3' step is only available in Manitou.