










# TECH SPECS EARTHSTONE WHITE

COLLECTION	MODEL	SIZE	TYPE	VARIATION	 FROST		 DCOF	 PEI			
<b>EARTHSTONE WHITE</b>	EARTHSTONE WHITE	24"x48"	HD INKJET RECTIFIED POLISHED PORCELAIN GLAZED	 V2 SLIGHT VARIATION	<0.5%	YES	YES	<0.42	4	5	 
	PACKING										
	MODEL	ft <sup>2</sup>	pcs	lbs (kgs)	Box per	lbs	Container	Container	SQF/ 20'		
EARTHSTONE WHITE 24x48	16	2	84 (38.2kgs)	40	3376	21	840	13,440			