

SCHOOL KIT

ASSEMBLY INSTRUCTIONS

Include the following items in each School Kit:




One sturdy drawstring backpack-style cloth bag, approximately 14" x 17", with shoulder straps (no standard backpacks)




Four 70-sheet notebooks of wide- or college-ruled paper, approximately 8" x 10½"; no loose-leaf paper



One box of 16 or 24 crayons




One 30-centimeter ruler, or a ruler with centimeters on one side and inches on the other



One pencil sharpener




One pair of blunt scissors (safety scissors with embedded steel blades work well)



Five unsharpened No. 2 pencils with erasers; secure together with a rubber band



Five black or blue ballpoint pens (no gel ink); secure together with a rubber band



One 2½" eraser



LUTHERAN WORLD RELIEF

1 DRAWSTRING BACKPACK


Opened



LUTHERAN WORLD RELIEF

4 SPIRAL NOTEBOOKS

PLACED IN A NEAT STACK
INSIDE THE BACKPACK



LUTHERAN WORLD RELIEF

1 RULER

**PLACED IN BETWEEN TWO NOTEBOOKS
TO KEEP FROM BREAKING**



LUTHERAN WORLD RELIEF

1 PENCIL SHARPENER

PLACED INSIDE THE BAG



LUTHERAN WORLD RELIEF

1 PAIR OF SCISSORS

PLACED INSIDE THE BAG



LUTHERAN WORLD RELIEF

5 PENCILS

BUNDLED TOGETHER WITH A RUBBER BAND AND PLACED INSIDE THE BAG



LUTHERAN WORLD RELIEF

5 PENS

BUNDLED TOGETHER WITH A RUBBER BAND AND PLACED INSIDE THE BAG



LUTHERAN WORLD RELIEF

1 BOX OF CRAYONS

PLACED INSIDE THE BAG



LUTHERAN WORLD RELIEF

1 ERASER

PLACED INSIDE THE BAG



LUTHERAN WORLD RELIEF

Draw the strings on the backpack closed to keep everything inside.



***PLEASE:* Pack all items neatly.
Place completed kits in a box carefully
to ensure nothing gets broken.**



LUTHERAN WORLD RELIEF