

Fretboard Toolbox Chord Building

Using page 9 from the Complete Guitar Edition

Chord Name (click on any blue link below to go to that page)	Chord Roman Numeral (in key of G Major)	Page #
G Major	I	2
C Major	IV	3
D Major	V	4
G, C, & D Major (all together)	I, IV, & V (all together)	5
A minor	ii	6
B minor	iii	7
E minor	vi	8
A, B, & E minor (all together)	ii, iii, vi (all together)	9
Fretboard Toolbox G Major & E minor Sample Page	-	10

What is Chord Building?

Regardless of the instrument, chords are always made of combinations of the same notes- e.g. G Major chords ALWAYS use combinations of the notes G, B, and D. “Chord building” is knowing the notes you need for the chord you want to play, and then seeing where they are laid out all up and down your instrument. This is exactly what my Fretboard Toolbox books do in each of the 14 Major, minor, & blues keys!

What do the Roman numerals mean?

In every Major key, there are seven notes that make up the Major scale, and seven chords that come from the seven notes. The first, fourth & fifth (I, IV, & V) chords are Major chords, and the second, third, and sixth (ii, iii, & iv) are minor. The seventh is weird, so we’ll ignore it here. 😊 Learn to think of chord progressions in songs as Roman numerals (a song that

goes G Major, C Major, D Major is a I-IV-V song) and then changing keys is a breeze!

Note: The following pages use colored circles to show how to build each of the I-vi chords using a Fretboard Toolbox Complete Edition. I’ve used the Key of G Major page as a example. Learn how this works in G Major, then you can build chords in any key with a Fretboard Toolbox!

How should I use these pages? :

First, learn how to play the I, IV, & V chords from pages 2-4. The I, IV, & V chords are the first chords you should learn in any Major key you want to play in! Page 5 shows you all three of these chords at one time, so you can find ways to move between them. Then work on the ii, iii, and vi chords from pages 6-8. Use page 9 to find ways to move between these chords. Knowing which notes make a chord lets you play it anywhere on your instrument!

Keys of G Major and E minor (1 sharp)

How to Build the I Chord in the Key of G Major

Chord Names and Roman Numerals: Major / relative minor	Use notes from these columns to build any chords I-bVII from the key of G Major, and any chords i-VII from the key of E minor.								
	1	2	b3	3	4	5	6	b7	7
G MAJOR (G) I / III	<u>G</u>	A	<i>Bb</i>	<u>B</u>	C	<u>D</u>	E	F	F#
A minor (Am) ii / iv	A		C	<i>C#</i>		E		G	
B minor (Bm) iii / v	B		D	<i>D#</i>		F#		A	
C MAJOR (C) IV / VI	C		<i>Eb</i>	E		G		<i>Bb</i>	
D MAJOR (D) V / VII	D			F#		A		C	
E minor (Em) vi / i	<u>E</u>		G	<i>G#</i>		B		D	
F MAJOR (F) <i>bVII / bII</i>	F			A		C		<i>Eb</i>	

Chord Jig

Chord Type:	Use notes in columns:
Major -----	1, 3, 5
e.g. G Major-----	G, B, D
e.g. E Major-----	E, G#, B
7, dom7 -----	1, 3, 5, b7
e.g. D7-----	D, F#, A, C
e.g. B7-----	B, D#, F#, A
minor -----	1, b3, 5
e.g. Bm-----	B, D, F#
e.g. Cm-----	C, Eb, G
min7, m7 -----	1, b3, 5, b7
e.g. Am7-----	A, C, E, G
e.g. Em7-----	E, G, B, D

Some G Major Chord Progressions

- I-V-I-----G-D-G
- I-IV-V-----G-C-D
- I-V-IV-----G-D-C
- I-vi-IV-V-----G-Em-C-D
- I-vi-ii-V-----G-Em-Am-D
- I-ii-IV-V-----G-Am-C-D
- V-IV-I-----D-C-G

More G Major Chord Progressions

- I-iii-ii-V-----G-Bm-Am-D
- ii-V-I-----Am-D-G
- I-bVII-IV-V-----G-F-C-D
- I-II-IV-V-----G-A-C-D
- I-III-IV-iv-----G-B-C-Cm
- I-III7-VI7-II7-V7-----G-B7-E7-A7-D7

Some E minor Chord Progressions

- i-v-i-----Em-Bm-Em
- i-VII-v-----Em-D-Bm
- i-VII-i-----Em-D-Em
- i-V-i-----Em-B-Em
- i-iv-V-----Em-Am-B
- i-VII-VI-V-----Em-D-C-B
- i-iv-VI-V-----Em-Am-C-B

Standard Fretboard Jig - (from p. 9 of Fretboard Toolbox Complete Guitar Edition)

Fret #:	1	2	3	4	5	6	7	8	9	10	11	12	13	14	15	16	17
1	<u>E</u>	F	F#	<u>G</u>	A	<i>Bb</i>	<u>B</u>	C		<u>D</u>	E	F	F#	<u>G</u>	A		
2	<u>B</u>	C		<u>D</u>	<u>E</u>	F	F#	<u>G</u>	A	<i>Bb</i>	<u>B</u>	C		<u>D</u>	<u>E</u>		
3	<u>G</u>	A	<i>Bb</i>	<u>B</u>	C		<u>D</u>		E	F	F#	<u>G</u>	A	<i>Bb</i>	<u>B</u>	C	
4	<u>D</u>	<u>E</u>	F	F#	<u>G</u>	A	<i>Bb</i>	<u>B</u>	C		<u>D</u>	<u>E</u>	F	F#	<u>G</u>		
5	A	<i>Bb</i>	<u>B</u>	C		<u>D</u>	<u>E</u>	F	F#	<u>G</u>	A	<i>Bb</i>	<u>B</u>	C		<u>D</u>	
6	<u>E</u>	F	F#	<u>G</u>	A	<i>Bb</i>	<u>B</u>	C		<u>D</u>	E	F	F#	<u>G</u>	A		

G Major & E natural minor scales: White boxes
 G Major & E minor pentatonic scales: Underlined
 b3 (Bb) and b7 (F) notes from G Major: *Italicized*

Major Roots: For songs in G Major	<u>G</u>
Minor Roots: For songs in E minor	<u>E</u>

Keys of G Major and E minor (1 sharp)

How to Build the IV Chord in the Key of G Major

Chord Names and Roman Numerals: Major / relative minor	Use notes from these columns to build any chords I-bVII from the key of G Major, and any chords i-VII from the key of E minor.										
	1	2	b3	3	4	5	6	b7	7		
G MAJOR (G) I / III	<u>G</u>	A	Bb	<u>B</u>	C	<u>D</u>	E	F	F#		
A minor (Am) ii / iv	A		C	C#		E		G			
B minor (Bm) iii / v	B		D	D#		F#		A			
<u>C MAJOR (C) IV / VI</u>	<u>C</u>		Eb	<u>E</u>		<u>G</u>		Bb			
D MAJOR (D) V / VII	D			F#		A		C			
E minor (Em) vi / i	<u>E</u>		G	G#		B		D			
F MAJOR (F) bVII / bII	F			A		C		Eb			

Chord Type:	Use notes in columns:
Major	1, 3, 5 e.g. G Major - G, B, D e.g. E Major - E, G#, B
7, dom7	1, 3, 5, b7 e.g. D7 - D, F#, A, C e.g. B7 - B, D#, F#, A
minor	1, b3, 5 e.g. Bm - B, D, F# e.g. Cm - C, Eb, G
min7, m7	1, b3, 5, b7 e.g. Am7 - A, C, E, G e.g. Em7 - E, G, B, D

Some G Major Chord Progressions

- I-V-I - G-D-G
- I-IV-V - G-C-D
- I-V-IV - G-D-C
- I-vi-IV-V - G-Em-C-D
- I-vi-ii-V - G-Em-Am-D
- I-ii-IV-V - G-Am-C-D
- V-IV-I - D-C-G

More G Major Chord Progressions

- I-iii-ii-V - G-Bm-Am-D
- ii-V-I - Am-D-G
- I-bVII-IV-V - G-F-C-D
- I-II-IV-V - G-A-C-D
- I-III-IV-iv - G-B-C-Cm
- I-III7-VI7-II7-V7 - G-B7-E7-A7-D7

Some E minor Chord Progressions

- i-v-i - Em-Bm-Em
- i-VII-v - Em-D-Bm
- i-VII-i - Em-D-Em
- i-V-i - Em-B-Em
- i-iv-V - Em-Am-B
- i-VII-VI-V - Em-D-C-B
- i-iv-VI-V - Em-Am-C-B

Standard Fretboard Jig - (from p. 9 of Fretboard Toolbox Complete Guitar Edition)

Fret #:	1	2	3	4	5	6	7	8	9	10	11	12	13	14	15	16	17
1	<u>E</u>	F	F#	<u>G</u>	A	Bb	<u>B</u>	<u>C</u>		D		<u>E</u>	F	F#	<u>G</u>		A
2	<u>B</u>	<u>C</u>		D	<u>E</u>	F	F#	<u>G</u>		A	Bb	<u>B</u>	<u>C</u>		D		<u>E</u>
3	<u>G</u>	A	Bb	<u>B</u>	<u>C</u>		D		E	F	F#	<u>G</u>	A	Bb	<u>B</u>	<u>C</u>	
4	D	<u>E</u>	F	F#	<u>G</u>		A	Bb	<u>B</u>	<u>C</u>		D	<u>E</u>	F	F#	<u>G</u>	
5	A	Bb	<u>B</u>	<u>C</u>		D		E	F	F#	<u>G</u>	A	Bb	<u>B</u>	<u>C</u>		D
6	<u>E</u>	F	F#	<u>G</u>	A	Bb	<u>B</u>	<u>C</u>		D		<u>E</u>	F	F#	<u>G</u>		A

G Major & E natural minor scales: White boxes
 G Major & E minor pentatonic scales: Underlined
 b3 (Bb) and b7 (F) notes from G Major: Italicized

Major Roots: For songs in G Major	<u>G</u>
Minor Roots: For songs in E minor	<u>E</u>

Keys of G Major and E minor (1 sharp)

How to Build the V Chord in the Key of G Major

Chord Names and Roman Numerals: Major / relative minor	Use notes from these columns to build any chords I-bVII from the key of G Major, and any chords i-VII from the key of E minor.										
	1	2	b3	3	4	5	6	b7	7		
G MAJOR (G) I / III	<u>G</u>	<u>A</u>	<i>Bb</i>	<u>B</u>	<u>C</u>	<u>D</u>	<u>E</u>	<i>F</i>	<i>F#</i>		
A minor (Am) ii / iv	<u>A</u>		<u>C</u>	<i>C#</i>		<u>E</u>		<u>G</u>			
B minor (Bm) iii / v	<u>B</u>		<u>D</u>	<i>D#</i>		<u>F#</u>		<u>A</u>			
C MAJOR (C) IV / VI	<u>C</u>		<i>Eb</i>	<u>E</u>		<u>G</u>		<i>Bb</i>			
<u>D MAJOR (D) V / VII</u>	<u>D</u>		<i>F#</i>			<u>A</u>		<u>C</u>			
E minor (Em) vi / i	<u>E</u>		<u>G</u>	<i>G#</i>		<u>B</u>		<u>D</u>			
F MAJOR (F) bVII / bII	<u>F</u>			<u>A</u>		<u>C</u>		<i>Eb</i>			

Chord Jig

Chord Type: Use notes in columns:

Major-----1, 3, 5
 e.g. G Major-----G, B, D
 e.g. E Major-----E, G#, B

7, dom7-----1, 3, 5, b7
 e.g. D7-----D, F#, A, C
 e.g. B7-----B, D#, F#, A

minor-----1, b3, 5
 e.g. Bm-----B, D, F#
 e.g. Cm-----C, Eb, G

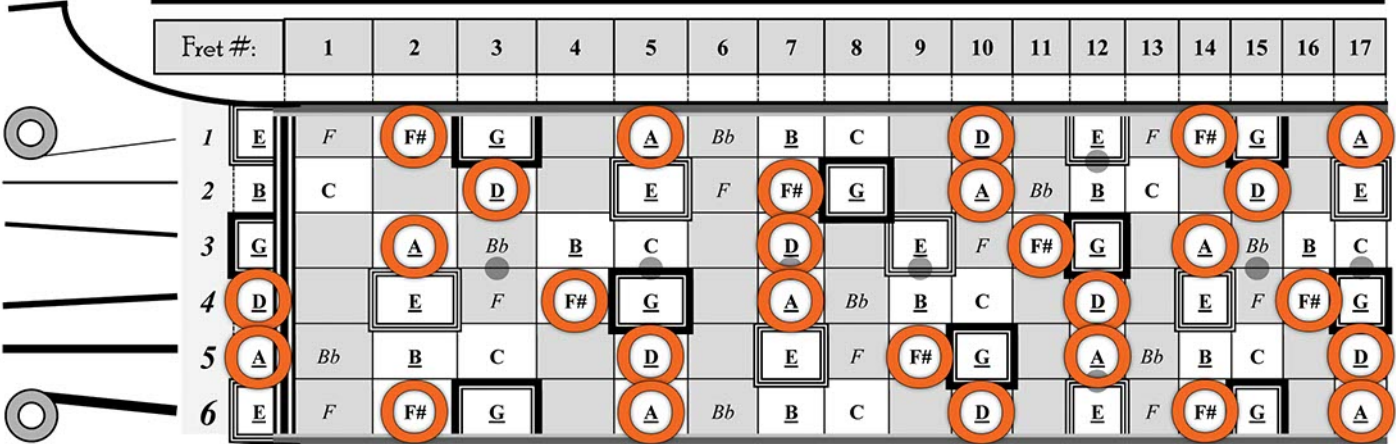
min7, m7-----1, b3, 5, b7
 e.g. Am7-----A, C, E, G
 e.g. Em7-----E, G, B, D

- #### Some G Major Chord Progressions
- I-V-I-----G-D-G
 - I-IV-V-----G-C-D
 - I-V-IV-----G-D-C
 - I-vi-IV-V-----G-Em-C-D
 - I-vi-ii-V-----G-Em-Am-D
 - I-ii-IV-V-----G-Am-C-D
 - V-IV-I-----D-C-G

- #### More G Major Chord Progressions
- I-iii-ii-V-----G-Bm-Am-D
 - ii-V-I-----Am-D-G
 - I-bVII-IV-V-----G-F-C-D
 - I-II-IV-V-----G-A-C-D
 - I-III-IV-iv-----G-B-C-Cm
 - I-III7-VI7-II7-V7-----G-B7-E7-A7-D7

- #### Some E minor Chord Progressions
- i-v-i-----Em-Bm-Em
 - i-VII-v-----Em-D-Bm
 - i-VII-i-----Em-D-Em
 - i-V-i-----Em-B-Em
 - i-iv-V-----Em-Am-B
 - i-VII-VI-V-----Em-D-C-B
 - i-iv-VI-V-----Em-Am-C-B

Standard Fretboard Jig - (from p. 9 of Fretboard Toolbox Complete Guitar Edition)



G Major & E natural minor scales: White boxes
 G Major & E minor pentatonic scales: Underlined
 b3 (Bb) and b7 (F) notes from G Major: Italicized

Major Roots: For songs in G Major	<u>G</u>
Minor Roots: For songs in E minor	<u>E</u>

Keys of G Major and E minor (1 sharp)

How to Build the I, IV, & V Chords in the Key of G Major

Chord Names and Roman Numerals: Major / relative minor	Use notes from these columns to build any chords I-bVII from the key of G Major, and any chords i-VII from the key of E minor.								
	1	2	b3	3	4	5	6	b7	7
<u>G MAJOR (G)</u> I / III	<u>G</u>	A	Bb	<u>B</u>	C	<u>D</u>	E	F	F#
A minor (Am) ii / iv	A		C	C#		E		G	
B minor (Bm) iii / v	B		D	D#		F#		A	
<u>C MAJOR (C)</u> IV / VI	<u>C</u>		E _b	<u>E</u>		<u>G</u>		B _b	
<u>D MAJOR (D)</u> V / VII	<u>D</u>		F#			<u>A</u>		C	
E minor (Em) vi / i	E		G	G#		B		D	
F MAJOR (F) bVII / bII	F		A			C		E _b	

Chord Jig

Chord Type: Use notes in columns:

Major-----1, 3, 5
e.g. G Major-----G, B, D
e.g. E Major-----E, G#, B

7, dom7-----1, 3, 5, b7
e.g. D7-----D, F#, A, C
e.g. B7-----B, D#, F#, A

minor-----1, b3, 5
e.g. Bm-----B, D, F#
e.g. Cm-----C, Eb, G

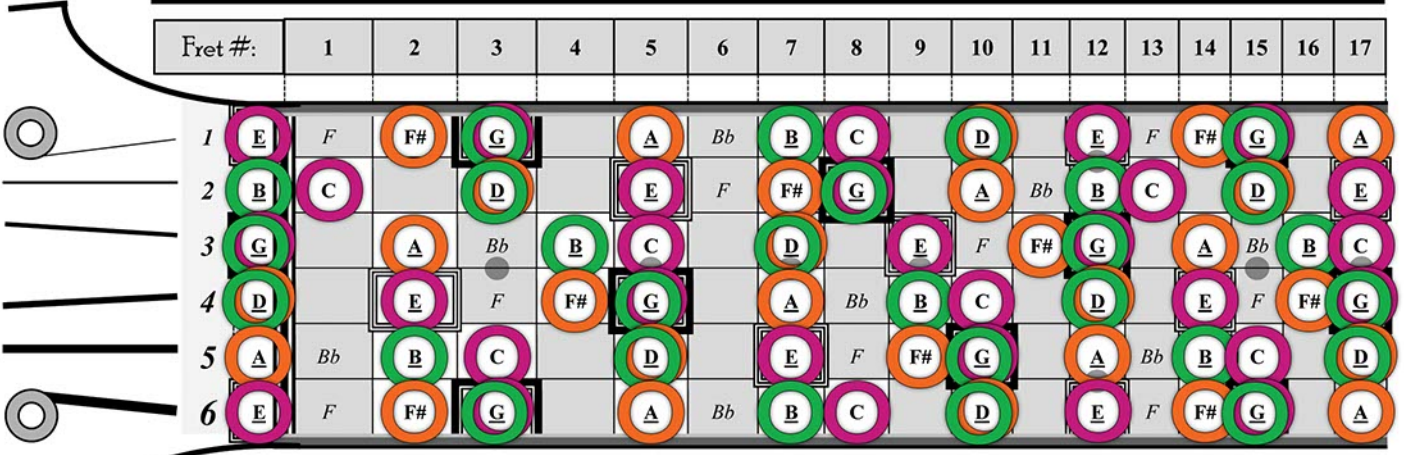
min7, m7-----1, b3, 5, b7
e.g. Am7-----A, C, E, G
e.g. Em7-----E, G, B, D

- #### Some G Major Chord Progressions
- I-V-I-----G-D-G
 - I-IV-V-----G-C-D
 - I-V-IV-----G-D-C
 - I-vi-IV-V-----G-Em-C-D
 - I-vi-ii-V-----G-Em-Am-D
 - I-ii-IV-V-----G-Am-C-D
 - V-IV-I-----D-C-G

- #### More G Major Chord Progressions
- I-iii-ii-V-----G-Bm-Am-D
 - ii-V-I-----Am-D-G
 - I-bVII-IV-V-----G-F-C-D
 - I-II-IV-V-----G-A-C-D
 - I-III-IV-iv-----G-B-C-Cm
 - I-III7-VI7-II7-V7-----G-B7-E7-A7-D7

- #### Some E minor Chord Progressions
- i-v-i-----Em-Bm-Em
 - i-VII-v-----Em-D-Bm
 - i-VII-i-----Em-D-Em
 - i-V-i-----Em-B-Em
 - i-iv-V-----Em-Am-B
 - i-VII-VI-V-----Em-D-C-B
 - i-iv-VI-V-----Em-Am-C-B

Standard Fretboard Jig - (from p. 9 of Fretboard Toolbox Complete Guitar Edition)



G Major & E natural minor scales: White boxes
 G Major & E minor pentatonic scales: Underlined
 b3 (Bb) and b7 (F) notes from G Major: *Italicized*

Major Roots: For songs in G Major	<u>G</u>
Minor Roots: For songs in E minor	<u>E</u>

Keys of G Major and E minor (1 sharp)

How to Build the ii Chord in the Key of G Major

Chord Names and Roman Numerals: Major / relative minor	Use notes from these columns to build any chords I-bVII from the key of G Major, and any chords i-VII from the key of E minor.											
	1	2	b3	3	4	5	6	b7	7			
G MAJOR (G) I / III	G	A	Bb	B	C	D	E	F	F#			
A minor (Am) ii / iv	A	C	C#			E		G				
B minor (Bm) iii / v	B	D	D#			F#		A				
C MAJOR (C) IV / VI	C	E	Eb			G		Bb				
D MAJOR (D) V / VII	D	F#				A		C				
E minor (Em) vi / i	E	G	G#			B		D				
F MAJOR (F) bVII / bII	F	A				C		Eb				

Chord Jig

Chord Type:	Use notes in columns:
Major	1, 3, 5 e.g. G Major - G, B, D e.g. E Major - E, G#, B
7, dom7	1, 3, 5, b7 e.g. D7 - D, F#, A, C e.g. B7 - B, D#, F#, A
minor	1, b3, 5 e.g. Bm - B, D, F# e.g. Cm - C, Eb, G
min7, m7	1, b3, 5, b7 e.g. Am7 - A, C, E, G e.g. Em7 - E, G, B, D

Some G Major Chord Progressions

- I-V-I - G-D-G
- I-IV-V - G-C-D
- I-V-IV - G-D-C
- I-vi-IV-V - G-Em-C-D
- I-vi-ii-V - G-Em-Am-D
- I-ii-IV-V - G-Am-C-D
- V-IV-I - D-C-G

More G Major Chord Progressions

- I-iii-ii-V - G-Bm-Am-D
- ii-V-I - Am-D-G
- I-bVII-IV-V - G-F-C-D
- I-II-IV-V - G-A-C-D
- I-III-IV-iv - G-B-C-Cm
- I-III7-VI7-II7-V7 - G-B7-E7-A7-D7

Some E minor Chord Progressions

- i-v-i - Em-Bm-Em
- i-VII-v - Em-D-Bm
- i-VII-i - Em-D-Em
- i-V-i - Em-B-Em
- i-iv-V - Em-Am-B
- i-VII-VI-V - Em-D-C-B
- i-iv-VI-V - Em-Am-C-B

Standard Fretboard Jig - (from p. 9 of Fretboard Toolbox Complete Guitar Edition)

Fret #:	1	2	3	4	5	6	7	8	9	10	11	12	13	14	15	16	17
1	E	F	F#	G	A	Bb	B	C	D	E	F	F#	G	A			
2	B	C	D	E	F	F#	G	A	Bb	B	C	D	E				
3	G	A	Bb	B	C	D	E	F	F#	G	A	Bb	B	C			
4	D	E	F	F#	G	A	Bb	B	C	D	E	F	F#	G			
5	A	Bb	B	C	D	E	F	F#	G	A	Bb	B	C	D			
6	E	F	F#	G	A	Bb	B	C	D	E	F	F#	G	A			

G Major & E natural minor scales: White boxes
 G Major & E minor pentatonic scales: Underlined
 b3 (Bb) and b7 (F) notes from G Major: Italicized

Major Roots: For songs in G Major	G
Minor Roots: For songs in E minor	E

Keys of G Major and E minor (1 sharp)

How to Build the iii Chord in the Key of G Major

Chord Names and Roman Numerals: Major / relative minor	Use notes from these columns to build any chords I-bVII from the key of G Major, and any chords i-VII from the key of E minor.										
	1	2	b3	3	4	5	6	b7	7		
G MAJOR (G) I / III	G	A	Bb	B	C	D	E	F	F#		
A minor (Am) ii / iv	A		C	C#		E		G			
<u>B minor (Bm) iii / v</u>	<u>B</u>		<u>D</u>	D#		<u>F#</u>		A			
C MAJOR (C) IV / VI	C		Eb	E		G		Bb			
D MAJOR (D) V / VII	D			F#		A		C			
E minor (Em) vi / i	E		G	G#		B		D			
F MAJOR (F) bVII / bII	F			A		C		Eb			

Chord Jig

Chord Type:	Use notes in columns:
Major	1, 3, 5 e.g. G Major - G, B, D e.g. E Major - E, G#, B
7, dom7	1, 3, 5, b7 e.g. D7 - D, F#, A, C e.g. B7 - B, D#, F#, A
minor	1, b3, 5 e.g. Bm - B, D, F# e.g. Cm - C, Eb, G
min7, m7	1, b3, 5, b7 e.g. Am7 - A, C, E, G e.g. Em7 - E, G, B, D

Some G Major Chord Progressions

- I-V-I - G-D-G
- I-IV-V - G-C-D
- I-V-IV - G-D-C
- I-vi-IV-V - G-Em-C-D
- I-vi-ii-V - G-Em-Am-D
- I-ii-IV-V - G-Am-C-D
- V-IV-I - D-C-G

More G Major Chord Progressions

- I-iii-ii-V - G-Bm-Am-D
- ii-V-I - Am-D-G
- I-bVII-IV-V - G-F-C-D
- I-II-IV-V - G-A-C-D
- I-III-IV-iv - G-B-C-Cm
- I-III7-VI7-II7-V7 - G-B7-E7-A7-D7

Some E minor Chord Progressions

- i-v-i - Em-Bm-Em
- i-VII-v - Em-D-Bm
- i-VII-i - Em-D-Em
- i-V-i - Em-B-Em
- i-iv-V - Em-Am-B
- i-VII-VI-V - Em-D-C-B
- i-iv-VI-V - Em-Am-C-B

Standard Fretboard Jig - (from p. 9 of Fretboard Toolbox Complete Guitar Edition)

Fret #:	1	2	3	4	5	6	7	8	9	10	11	12	13	14	15	16	17
1	E	F	F#	G	A	Bb	B	C	D	E	F	F#	G	A			
2	B	C	D	E	F	F#	G	A	Bb	B	C	D	E				
3	G	A	Bb	B	C	D	E	F	F#	G	A	Bb	B	C			
4	D	E	F	F#	G	A	Bb	B	C	D	E	F	F#	G			
5	A	Bb	B	C	D	E	F	F#	G	A	Bb	B	C	D			
6	E	F	F#	G	A	Bb	B	C	D	E	F	F#	G	A			

G Major & E natural minor scales: White boxes
 G Major & E minor pentatonic scales: Underlined
 b3 (Bb) and b7 (F) notes from G Major: Italicized

Major Roots: For songs in G Major	G
Minor Roots: For songs in E minor	E

Keys of G Major and E minor (1 sharp)

How to Build the vi Chord in the Key of G Major

Chord Names and Roman Numerals: Major / relative minor	Use notes from these columns to build any chords I-bVII from the key of G Major, and any chords i-VII from the key of E minor.								
	1	2	b3	3	4	5	6	b7	7
G MAJOR (G) I / III	G	A	Bb	B	C	D	E	F	F#
A minor (Am) ii / iv	A		C	C#		E		G	
B minor (Bm) iii / v	B		D	D#		F#		A	
C MAJOR (C) IV / VI	C		Eb	E		G		Bb	
D MAJOR (D) V / VII	D			F#		A		C	
<u>E minor (Em) vi / i</u>	<u>E</u>		<u>G</u>	<u>G#</u>		<u>B</u>		D	
F MAJOR (F) bVII / bII	F			A		C		Eb	

Chord Jig

Chord Type:	Use notes in columns:
Major	1, 3, 5 e.g. G Major-----G, B, D e.g. E Major-----E, G#, B
7, dom7	1, 3, 5, b7 e.g. D7-----D, F#, A, C e.g. B7-----B, D#, F#, A
minor	1, b3, 5 e.g. Bm-----B, D, F# e.g. Cm-----C, Eb, G
min7, m7	1, b3, 5, b7 e.g. Am7-----A, C, E, G e.g. Em7-----E, G, B, D

Some G Major Chord Progressions

- I-V-I-----G-D-G
- I-IV-V-----G-C-D
- I-V-IV-----G-D-C
- I-vi-IV-V-----G-Em-C-D
- I-vi-ii-V-----G-Em-Am-D
- I-ii-IV-V-----G-Am-C-D
- V-IV-I-----D-C-G

More G Major Chord Progressions

- I-iii-ii-V-----G-Bm-Am-D
- ii-V-I-----Am-D-G
- I-bVII-IV-V-----G-F-C-D
- I-II-IV-V-----G-A-C-D
- I-III-IV-iv-----G-B-C-Cm
- I-III7-VI7-II7-V7-----G-B7-E7-A7-D7

Some E minor Chord Progressions

- i-v-i-----Em-Bm-Em
- i-VII-v-----Em-D-Bm
- i-VII-i-----Em-D-Em
- i-V-i-----Em-B-Em
- i-iv-V-----Em-Am-B
- i-VII-VI-V-----Em-D-C-B
- i-iv-VI-V-----Em-Am-C-B

Standard Fretboard Jig - (from p. 9 of Fretboard Toolbox Complete Guitar Edition)

Fret #:	1	2	3	4	5	6	7	8	9	10	11	12	13	14	15	16	17
1	<u>E</u>	F	F#	<u>G</u>	A	Bb	<u>B</u>	C		D	<u>E</u>	F	F#	<u>G</u>	A		
2	<u>B</u>	C		D	<u>E</u>	F	F#	<u>G</u>	A	Bb	<u>B</u>	C		D	<u>E</u>		
3	<u>G</u>	A	Bb	<u>B</u>	C		D		E	F	F#	<u>G</u>	A	Bb	<u>B</u>	C	
4	D	<u>E</u>	F	F#	<u>G</u>	A	Bb	<u>B</u>	C	D	<u>E</u>	F	F#	<u>G</u>	A		
5	A	Bb	<u>B</u>	C	D		E	F	F#	<u>G</u>	A	Bb	<u>B</u>	C	D		
6	<u>E</u>	F	F#	<u>G</u>	A	Bb	<u>B</u>	C		D	<u>E</u>	F	F#	<u>G</u>	A		

G Major & E natural minor scales: White boxes
 G Major & E minor pentatonic scales: Underlined
 b3 (Bb) and b7 (F) notes from G Major: *Italicized*

Major Roots: For songs in G Major	<u>G</u>
Minor Roots: For songs in E minor	<u>E</u>

Keys of G Major and E minor (1 sharp)

How to Build the ii, iii, & vi Chords in the Key of G Major

Chord Names and Roman Numerals: Major / relative minor	Use notes from these columns to build any chords I-bVII from the key of G Major, and any chords i-VII from the key of E minor.											
	1	2	b3	3	4	5	6	b7	7			
G MAJOR (G) I / III	G	A	Bb	B	C	D	E	F	F#			
A minor (Am) ii / iv	A	C	C#			E		G				
B minor (Bm) iii / v	B	D	D#			F#		A				
C MAJOR (C) IV / VI	C	E				G		Bb				
D MAJOR (D) V / VII	D	F#				A		C				
E minor (Em) vi / i	E	G	G#			B		D				
F MAJOR (F) bVII / bII	F			A		C		E				

Chord Jig

Chord Type:	Use notes in columns:
Major	1, 3, 5 e.g. G Major - G, B, D e.g. E Major - E, G#, B
7, dom7	1, 3, 5, b7 e.g. D7 - D, F#, A, C e.g. B7 - B, D#, F#, A
minor	1, b3, 5 e.g. Bm - B, D, F# e.g. Cm - C, Eb, G
min7, m7	1, b3, 5, b7 e.g. Am7 - A, C, E, G e.g. Em7 - E, G, B, D

Some G Major Chord Progressions

- I-V-I - G-D-G
- I-IV-V - G-C-D
- I-V-IV - G-D-C
- I-vi-IV-V - G-Em-C-D
- I-vi-ii-V - G-Em-Am-D
- I-ii-IV-V - G-Am-C-D
- V-IV-I - D-C-G

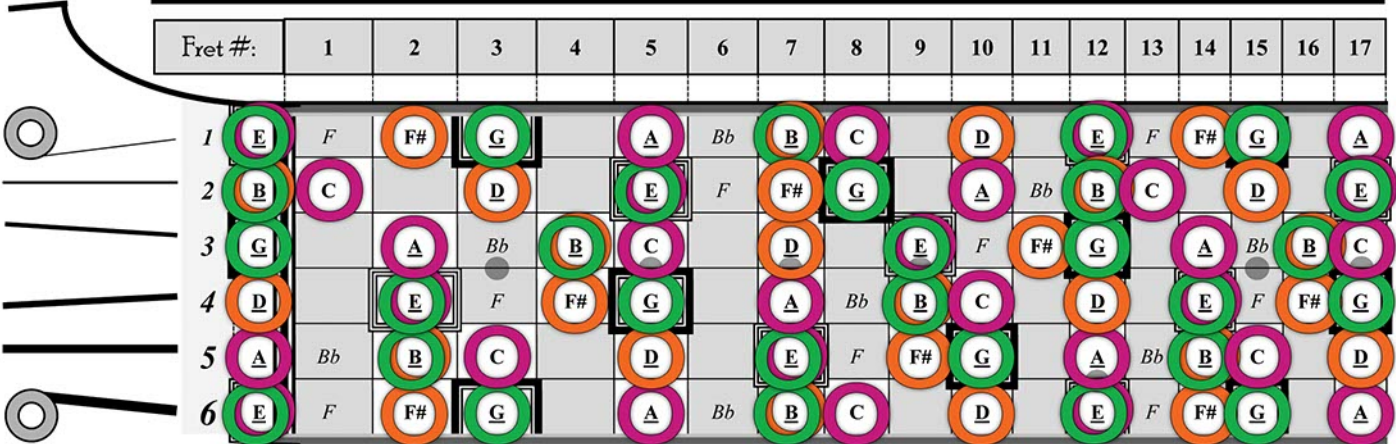
More G Major Chord Progressions

- I-iii-ii-V - G-Bm-Am-D
- ii-V-I - Am-D-G
- I-bVII-IV-V - G-F-C-D
- I-II-IV-V - G-A-C-D
- I-III-IV-iv - G-B-C-Cm
- I-III7-VI7-II7-V7 - G-B7-E7-A7-D7

Some E minor Chord Progressions

- i-v-i - Em-Bm-Em
- i-VII-v - Em-D-Bm
- i-VII-i - Em-D-Em
- i-V-i - Em-B-Em
- i-iv-V - Em-Am-B
- i-VII-VI-V - Em-D-C-B
- i-iv-VI-V - Em-Am-C-B

Standard Fretboard Jig - (from p. 9 of Fretboard Toolbox Complete Guitar Edition)



G Major & E natural minor scales: White boxes
 G Major & E minor pentatonic scales: Underlined
 b3 (Bb) and b7 (F) notes from G Major: Italicized

Major Roots: For songs in G Major	G
Minor Roots: For songs in E minor	E



Keys of G Major and E minor (1 sharp)

Sample from Complete Guitar Edition, page 9



Chord Names and Roman Numerals: Major / relative minor	Use notes from these columns to build any chords I-bVII from the key of G Major, and any chords i-VII from the key of E minor.								
	1	2	b3	3	4	5	6	b7	7
G MAJOR (G) I / III	<u>G</u>	<u>A</u>	<i>Bb</i>	<u>B</u>	<u>C</u>	<u>D</u>	<u>E</u>	<i>F</i>	<i>F#</i>
A minor (Am) ii / iv	<u>A</u>		<u>C</u>	<i>C#</i>		<u>E</u>		<u>G</u>	
B minor (Bm) iii / v	<u>B</u>		<u>D</u>	<i>D#</i>		<u>F#</u>		<u>A</u>	
C MAJOR (C) IV / VI	<u>C</u>		<i>Eb</i>	<u>E</u>		<u>G</u>		<i>Bb</i>	
D MAJOR (D) V / VII	<u>D</u>			<u>F#</u>		<u>A</u>		<u>C</u>	
E minor (Em) vi / i	<u>E</u>		<u>G</u>	<i>G#</i>		<u>B</u>		<u>D</u>	
F MAJOR (F) bVII / bII	<u>F</u>			<u>A</u>		<u>C</u>		<i>Eb</i>	

Chord Jig	
Chord Type:	Use notes in columns:
Major -----	1, 3, 5 e.g. G Major-----G, B, D e.g. E Major-----E, G#, B
7, dom7 -----	1, 3, 5, b7 e.g. D7-----D, F#, A, C e.g. B7-----B, D#, F#, A
minor -----	1, b3, 5 e.g. Bm-----B, D, F# e.g. Cm-----C, Eb, G
min7, m7 -----	1, b3, 5, b7 e.g. Am7-----A, C, E, G e.g. Em7-----E, G, B, D

Some G Major Chord Progressions

- I-V-I-----G-D-G
- I-IV-V-----G-C-D
- I-V-IV-----G-D-C
- I-vi-IV-V-----G-Em-C-D
- I-vi-ii-V-----G-Em-Am-D
- I-ii-IV-V-----G-Am-C-D
- V-IV-I-----D-C-G

More G Major Chord Progressions

- I-iii-ii-V-----G-Bm-Am-D
- ii-V-I-----Am-D-G
- I-bVII-IV-V-----G-F-C-D
- I-II-IV-V-----G-A-C-D
- I-III-IV-iv-----G-B-C-Cm
- I-III7-VI7-II7-V7-----G-B7-E7-A7-D7

Some E minor Chord Progressions

- i-v-i-----Em-Bm-Em
- i-VII-v-----Em-D-Bm
- i-VII-i-----Em-D-Em
- i-V-i-----Em-B-Em
- i-iv-V-----Em-Am-B
- i-VII-VI-V-----Em-D-C-B
- i-iv-VI-V-----Em-Am-C-B

Standard Fretboard Jig - (see page 3 to find any notes not shown below)

Fret #:	1	2	3	4	5	6	7	8	9	10	11	12	13	14	15	16	17
1	<u>E</u>	<i>F</i>	<i>F#</i>	<u>G</u>	<u>A</u>	<i>Bb</i>	<u>B</u>	<u>C</u>		<u>D</u>		<u>E</u>	<i>F</i>	<i>F#</i>	<u>G</u>		<u>A</u>
2	<u>B</u>	<u>C</u>		<u>D</u>		<u>E</u>	<i>F</i>	<i>F#</i>	<u>G</u>	<u>A</u>	<i>Bb</i>	<u>B</u>	<u>C</u>		<u>D</u>		<u>E</u>
3	<u>G</u>	<u>A</u>	<i>Bb</i>	<u>B</u>	<u>C</u>		<u>D</u>		<u>E</u>	<i>F</i>	<i>F#</i>	<u>G</u>	<u>A</u>	<i>Bb</i>	<u>B</u>	<u>C</u>	
4	<u>D</u>		<u>E</u>	<i>F</i>	<i>F#</i>	<u>G</u>		<u>A</u>	<i>Bb</i>	<u>B</u>	<u>C</u>	<u>D</u>		<u>E</u>	<i>F</i>	<i>F#</i>	<u>G</u>
5	<u>A</u>	<i>Bb</i>	<u>B</u>	<u>C</u>		<u>D</u>		<u>E</u>	<i>F</i>	<i>F#</i>	<u>G</u>	<u>A</u>	<i>Bb</i>	<u>B</u>	<u>C</u>		<u>D</u>
6	<u>E</u>	<i>F</i>	<i>F#</i>	<u>G</u>	<u>A</u>	<i>Bb</i>	<u>B</u>	<u>C</u>		<u>D</u>		<u>E</u>	<i>F</i>	<i>F#</i>	<u>G</u>		<u>A</u>

G Major & E natural minor scales: White boxes
 G Major & E minor pentatonic scales: Underlined
 b3 (Bb) and b7 (F) notes from G Major: Italicized

Major Roots: For songs in G Major	<u>G</u>
Minor Roots: For songs in E minor	<u>E</u>

TO SEE THESE IDEAS AND MORE, IN ALL 14 MAJOR, MINOR, & BLUES KEYS,
 ORDER PRINT OR E-BOOK COMPLETE EDITIONS AT WWW.FRETBOARD-TOOLBOX.COM