







Bariatric Steel Transport Chair

Item #	Color	Seat Width	UOM
BTR20-B	Blue 	20"	1/cs
BTR20-R	Red 	20"	1/cs
BTR22-B	Blue 	22"	1/cs
BTR22-R	Red 	22"	1/cs

- Supports individuals up to 450 lbs.
- Reinforced steel frame provides added support.
- Dual, reinforced steel cross braces.
- Available in blue or red frames.
- 12" rear flat free wheels.
- Comes with swing-away footrests.
- Padded armrests provide additional comfort.
- Heavy-duty, nylon reinforced upholstery with a back carry pouch.
- Removable, reversible desk-length arms.
- Companion activated wheel locks.

specifications	
Overall Width (BTR20)	24.5" (open) 9" (closed)
Overall Width (BTR22)	26.5" (open) 11.5" (closed)
Overall Height	37"
Seat-To-Floor Height	19.5"
Back Height	16"
Seat Dimensions (BTR20)	20" (W) x 18" (D)
Seat Dimensions (BTR22)	22" (W) x 18" (D)
Overall Length w/Riggings	38"
Weight (BTR20 BTR22)	45 lbs. 49 lbs.
Carton Shipping Weight (BTR20 BTR22)	50 lbs. 54 lbs.
Weight Limit	450 lbs.
Warranty:	Limited Lifetime