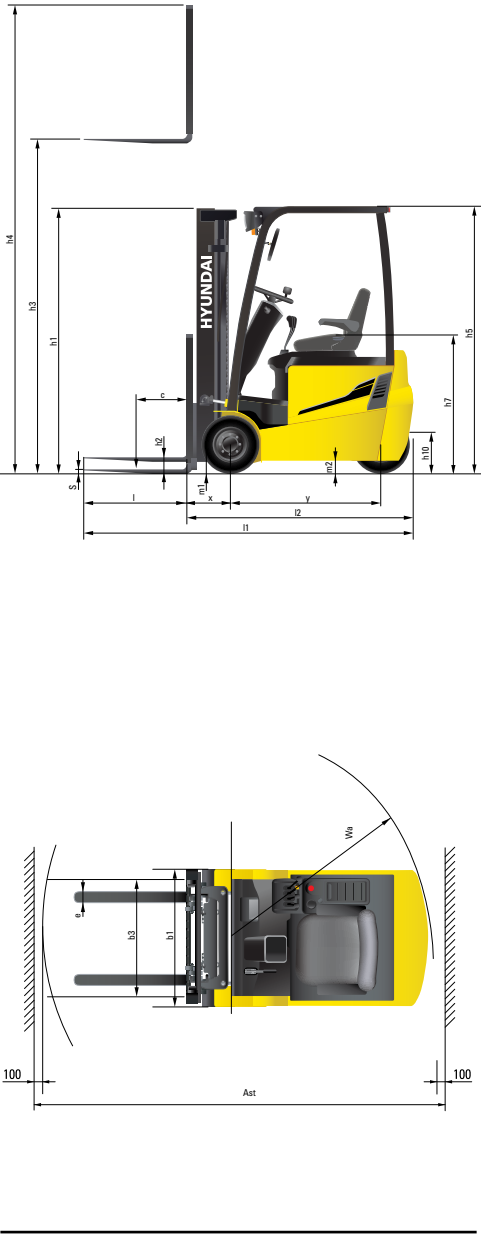


Dimension



Specification

Identification				
1.1	Manufacturer	HYUNDAI		
1.2	Manufacturer's type designation	15BT-9	18BT-9	20BT-9
1.3	Drive : electric (battery or mains), diesel, petrol, fuel gas, manual	Electric	Electric	Electric
1.4	Type of operation : hand, pedestrian, standing, seated, order-picker	Seated	Seated	Seated
1.5	Load capacity / rated load	Q kg	1,500	1,800
1.6	Load center distance	c mm	500	500
1.8	Load distance, center of front axle to fork	x mm	360	360
1.9	Wheelbase	y mm	1,335	1,420
Weights				
2.1	Service weight	kg	3,125	3,365
2.2	Axle loading, loaded front / rear	kg	4,127 / 498	4,600 / 565
2.3	Axle loading , unloaded front / rear	kg	1,661 / 1,464	1,710 / 1,655
Wheels, Chassis				
3.1	Tires : solid rubber(V), superelastic(SE), pneumatic(P), polyurethane(PE)	SE	SE	SE
3.2	Tires size, front(φ x width)	18 x 7-8	200 / 50-10	200 / 50-10
3.3	Tires size, rear(φ x width)	15 x 4.5-8	15 x 4.5-8	15 x 4.5-8
3.5	Wheels, number front rear(x = driven wheels)	2 x /2	2 x /2	2 x /2
3.6	Track width, front	mm	895	905
3.7	Track width, rear	mm	170	170
Basic Dimensions				
4.1	Mast / fork carriage tilt forward / backward	degrees	5 / 7	5 / 7
4.2	Lowered mast height	h1 mm	2,120	2,129
4.3	Free lift height	h2 mm	35	40
4.4	Lift height	h3 mm	3,325	3,325
4.5	Extended mast height	h4 mm	4,320	4,320
4.7	Overhead guard (cab) height	h5 mm	2,065	2,065
4.8	Seat height / Standing height	h7 mm	927	927
4.12	Coupling height	h10 mm	410	410
4.19	Overall length	l1 mm	2,785	2,875
4.20	Length to face of forks	l2 mm	1,885	1,975
4.21	Overall width	b1 mm	1,074	1,105
4.22	Fork dimensions	l / e / s mm	900 x 100 x 35	900 x 100 x 35
4.23	Fork carriage ISO 2328, class / type A, B		2A	2A
4.24	Fork - carriage width	b3 mm	1,006	1,006
4.31	Ground clearance, loaded, under mast	m1 mm	85	94
4.32	Ground clearance, centre of wheelbase	m2 mm	90	100
4.33	Aisle width for pallets 1,000 x 1,200 crossways	Ast mm	3,226	3,316
4.34	Aisle width for pallets 800 x 1,200 lengthways	Ast mm	3,350	3,440
4.35	Turning radius	Wa mm	1,540	1,630
Performance Data				
5.1	Travel speed, loaded/ unloaded	km/h	16 / 17	16 / 17
5.2	Lift speed, loaded/ unloaded	mm/s	410 / 600	410 / 600
5.3	Lowering speed, loaded/unloaded	mm/s	500 / 450	500 / 450
5.6	Max. drawbar pull, loaded/ unloaded S2 5min	N	15,102 / 14,759	15,190 / 14,710
5.8	Max. gradient performance, loaded S2 5min	%	29.5	27.5
5.10	Service brake		Hydraulic	Hydraulic
E - Motor				
6.1	Dirve motor rating S2 60min	kW	4.7x2	4.7x2
6.2	Lift motor rating at S3 20%(S2 10min)	kW	14.0	14.0
6.4	Battery voltage, nominal capacity K5	V/Ah	48 / 510	48 / 585
6.5	Battery weight (Min.)	kg	710	835
	Battery compartment dimensions l/w/h	mm	983 / 553 / 636	983 / 638 / 636
Other Details				
8.1	Type of drive control		AC	AC

15/18/20BT-9

Electric Counterbalance Trucks

MOVING YOU FURTHER

HYUNDAI HEAVY INDUSTRIES



HYUNDAI | FORKLIFT

Head Office (Sales Office)
14th Fl., Hyundai Bldg. 75, Yulgok-ro, Jongno-gu, Seoul 110-796, Korea
TEL (82) (2) 746-4609, 4753 / FAX (82) (2) 746-7444, 7445

Americas Operation : Hyundai Construction Equipment Americas, Inc.
6100 ATLANTIC BOULEVARD NORCROSS GA 30071 U.S.A
TEL (1) 847-678-823-7802 / FAX (1) 847-678-823-7778

Europe Operation : Hyundai Heavy Industries Europe N.V.
VOSSENDAAL 11, 2440 GEEL, BELGIUM
TEL (32) 14-56-2200 / FAX (32) 14-59-3405



PLEASE CONTACT

www.hyundai-ce.com 2013. 11 Rev. 0

Your satisfaction is our priority!

Hyundai introduces a new line of **9-series** battery forklift trucks.

The newly designed 3 wheel counterbalance trucks provide every operator comfortable driving, increased productivity and easy maintenance.

Compact forklift with proven AC technology

- Maximum performance
- Comfortable operating room
- Battery side loading system
- Curve control system
- Fingertip controlled mini levers available (optional)
- Weight indicator (optional)
- Safety system that prevents over loading (optional)



Some of the photos may include optional equipment.

High Efficiency & Optimal Performance

Efficient, smooth running and compact design provide you with enhanced performance and highest productivity.

15/18/20BT-9



More efficient operating control levers (Optional)

Electronic directional control and secondary horn are mounted to the hydraulic lift lever for quick and precise maneuvering.



Finger tip control levers (Optional)

The finger tip control lever allows more precise control and fatigue-free working. The ergonomically designed armrest can be adjusted up, down, forward and backward for various operator's body type.



Some of the photos may include optional equipment.



Some of the photos may include optional equipment.

Curve control

Curve Control limits travel speed based on turning radius, reducing speed for a smooth, precise turning operation for the driver.



Driving Speed

Limit the speed

Designed for compact aisle width and turning radius

The combination of 3-wheel design and dual drive motors offer central pivot turning. This allows the driver to work in very confined spaces.



Advanced drive and lift performance with proven durability and low maintenance

The enclosed drive and pump motor with AC technology combine power, high maintenance intervals and excellent durability. The brushless AC motors offer improved efficiency and reduction maintenance cost.



Auto fork leveling system (Optional)

In order to improve productivity the auto fork leveling system will automatically stop the tilt movement when the mast is in a straight position.

Anti roll back system, travel speed and gradeability

Anti Roll-back system offers protection against the machine rolling back on a ramp in combination with exceptional ramp start capabilities.

Max. Gradeability (loaded)		Max. Travel Speed (unloaded)	
Model	%	Model	km / h
15BT-9	29.5	15BT-9	17
18BT-9	27.5	18BT-9	17
20BT-9	24.5	20BT-9	17

Advanced **Safety**

The safely designed driver's space makes your operating more comfortable.

15/18/20BT-9



Excellent visibility for safe operation

Optimized lift cylinder arrangement provides operator with wider visibility. The panoramic mirror expands the driver's view when backing up.

Some of the photos may include optional equipment.

Fork safety features

When the forks are being lowered, a down-control valve maintains the controlled speed. The down-safety valve prevents forks from dropping down in case of sudden damage of hydraulic line.

OPSS(Operator Presence Sensing System)

When the operator is not in the seat all mast and drive movements are impossible.

- Lift Lock
- Tilt Lock
- Drive Lock



Some of the photos may include optional equipment.



Strong overhead guard

Exceeding EEC and ANSI regulations, the overhead guard offers great protection combined with excellent all around visibility.



Safety lamps & rear reflectors

LED combination lights and halogen headlights offer the driver visibility in all circumstances. Rear reflectors mounted on the counterweight enhance safety for the driver and the application.

Optimised Ergonomics & Fast and Easy Maintenance



An ideal arrangement of components ensures easy access and convenience for maintenance.


15/18/20BT-9



Spacious operator cabin

The BT is designed as a small, compact design, yet the operator compartment has ample room for virtually any operator.

Some of the photos may include optional equipment.



Easy battery replacement

The battery compartment is equipped with a side battery removal assembly for easy removal and replacement.

Some of the photos may include optional equipment.



Optimized pedal position and floor mat

The position of accelerator and throttle have been optimized through human engineering.



Low entrance height

In order to get in and out of the cabin in an easy and safe way the height of the entrance step is only 400mm high.



Adjustable steering wheel

To achieve a comfortable drive position, the angle of the steering column can easily be adjusted through a lever on the right-hand side of the steering column.



Grammer seat (Optional)

An easily adjustable suspension seat, based on a human engineering design, provides greater comfort reducing operator fatigue.



Advanced LCD Monitor

The LCD color monitor with 3.5 inch graphic smart display allows the operator to easily and efficiently control the machine. The monitor provides information about speed & accelerator lever, steer angle & travel direction, battery discharge indicator, hour meter & working mode. The optional load indicator displays the load weight in the monitor. The operator can select various performance modes to meet all working conditions. It is available multi-languages (maximum 11) for operator.



H (High) mode N (Normal) mode E (Economic) mode Turtle mode (maintain 7 km/h travel speed when lifting)

Brake oil reservoir with level sensor

The enhanced brake oil reservoir, located in the upper left dash is equipped with an electronic level sensor and easily visible through the monitor.



New 9 Series

15/18/20BT-9

Mast Specification (15/18BT-9)

Mast Type		Maximum Fork Height (mm)	Overall Height (Lowered) (mm)		Free Lift Height (mm)		Tilt Angle (deg) Fwd / Bwd	Load Capacity without side shift at (500mm LC)(kg)		Load Capacity with side shift at (500mm LC)(kg)		Truck Weight (Unloaded) (kg)	
					With Load Backrest	Without Load Backrest							
		15/18BT-9		15BT-9	18BT-9	15/18BT-9	15/18BT-9	15/18BT-9	15BT-9	18BT-9	15BT-9	18BT-9	15BT-9
2- Stage Limited free lift	V250	2,525	1,720	1,729	35	35	5 / 7	1,500	1,800	1,440	1,730	3,073	3,313
	V270	2,725	1,820	1,829	35	35	5 / 7	1,500	1,800	1,440	1,730	3,085	3,325
	V300	3,025	1,970	1,979	35	35	5 / 7	1,500	1,800	1,440	1,730	3,105	3,345
	* V330	3,325	2,120	2,129	35	35	5 / 7	1,500	1,800	1,440	1,730	3,125	3,365
	V350	3,525	2,220	2,229	35	35	5 / 7	1,500	1,800	1,440	1,730	3,138	3,378
	V370	3,725	2,320	2,329	35	35	5 / 7	1,500	1,800	1,440	1,730	3,151	3,391
	V400	4,025	2,470	2,479	35	35	5 / 7	1,450	1,750	1,400	1,680	3,176	3,416
	V450	4,525	2,820	2,829	35	35	5 / 5	1,400	1,700	1,400	1,640	3,243	3,483
	V500	5,025	3,070	3,079	35	35	5 / 5	1,350	1,600	1,340	1,540	3,277	3,517
2- Stage full free lift	V550	5,525	3,320	3,329	35	35	5 / 5	1,300	1,550	1,250	1,500	3,297	3,537
	VF300	3,025	1,970	1,979	972	1,460	5 / 5	1,500	1,800	1,440	1,730	3,144	3,384
	VF330	3,325	2,120	2,129	1,122	1,610	5 / 5	1,500	1,800	1,440	1,730	3,165	3,405
3 - Stage full free lift	VF350	3,525	2,220	2,229	1,222	1,710	5 / 5	1,500	1,800	1,440	1,730	3,180	3,420
	TF/TS370	3,735	1,770	1,779	772	1,260	5 / 5	1,475	1,750	1,420	1,680	3,221	3,461
	TF/TS400	4,035	1,870	1,879	872	1,360	5 / 5	1,450	1,700	1,390	1,630	3,241	3,481
	TF/TS430	4,335	1,970	1,979	972	1,460	5 / 5	1,400	1,650	1,340	1,590	3,260	3,500
	TF/TS450	4,535	2,070	2,079	1,072	1,560	5 / 5	1,375	1,625	1,320	1,560	3,280	3,520
	TF/TS470	4,735	2,120	2,129	1,122	1,610	5 / 5	1,350	1,600	1,300	1,530	3,290	3,530
	TF/TS500	5,035	2,220	2,229	1,222	1,710	5 / 5	1,300	1,550	1,250	1,490	3,310	3,550
	TF/TS550	5,535	2,420	2,429	1,422	1,910	5 / 5	1,250	1,450	1,200	1,390	3,350	3,590
	TF/TS600	6,035	2,620	2,629	1,622	2,110	5 / 5	1,175	1,175	1,130	1,130	3,413	3,653
	TF/TS650	6,535	2,820	2,829	1,822	2,310	5 / 5	900	1,050	850	1,010	3,458	3,698
	TF/TS700	7,035	3,020	3,029	2,022	2,510	5 / 5	650	800	610	760	3,497	3,737

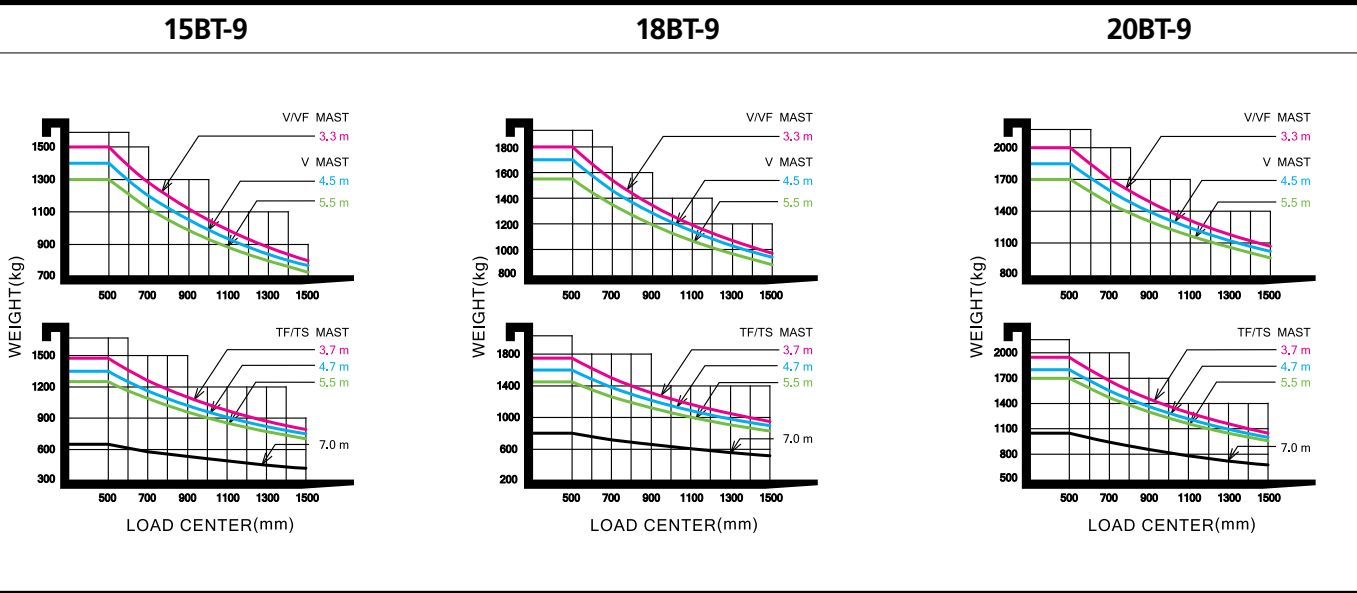
Mast Specification (20BT-9)

Mast Type		Maximum Fork Height (mm)	Overall Height (Lowered) (mm)	Free Lift Height (mm)		Tilt Angle (deg) Fwd / Bwd	Load Capacity without side shift at (500mm LC)(kg)		Load Capacity with side shift at (500mm LC)(kg)		Truck Weight (Unloaded) (kg)	
				With Load Backrest	Without Load Backrest							
				20BT-9	20BT-9							
2- Stage Limited free lift	V250	2,530	1,729	40	40	5 / 7	2,000		1,920		3,448	
	V270	2,730	1,829	40	40	5 / 7	2,000		1,920		3,460	
	V300	3,030	1,979	40	40	5 / 7	2,000		1,920		3,480	
	* V330	3,330	2,129	40	40	5 / 7	2,000		1,920		3,500	
	V350	3,530	2,229	40	40	5 / 7	2,000		1,920		3,513	
	V370	3,730	2,329	40	40	5 / 7	2,000		1,920		3,526	
	V400	4,030	2,479	40	40	5 / 7	1,950		1,880		3,551	
	V450	4,530	2,829	40	40	5 / 5	1,850		1,780		3,618	
	V500	5,030	3,079	40	40	5 / 5	1,800		1,730		3,652	
2- Stage full free lift	V550	5,530	3,329	40	40	5 / 5	1,700		1,640		3,672	
	VF300	3,030	1,979	986	1,474	5 / 5	2,000		1,920		3,519	
	VF330	3,330	2,129	1,136	1,624	5 / 5	2,000		1,920		3,540	
3 - Stage full free lift	VF350	3,530	2,229	1,236	1,725	5 / 5	2,000		1,920		3,555	
	TF/TS370	3,740	1,779	786	1,274	5 / 5	1,950		1,880		3,596	
	TF/TS400	4,040	1,879	886	1,374	5 / 5	1,900		1,830		3,616	
	TF/TS430	4,340	1,979	986	1,474	5 / 5	1,850		1,790		3,635	
	TF/TS450	4,540	2,079	1,086	1,574	5 / 5	1,825		1,770		3,655	
	TF/TS470	4,740	2,129	1,136	1,624	5 / 5	1,800		1,740		3,665	
	TF/TS500	5,040	2,229	1,236	1,724	5 / 5	1,750		1,690		3,685	
	TF/TS550	5,540	2,429	1,436	1,924	5 / 5	1,700		1,640		3,725	
	TF/TS600	6,040	2,629	1,636	2,124	5 / 5	1,500		1,500		3,788	
	TF/TS650	6,540	2,829	1,836	2,324	5 / 5	1,300		1,250		3,833	
	TF/TS700	7,040	3,029	2,036	2,524	5 / 5	1,050		1,010		3,872	

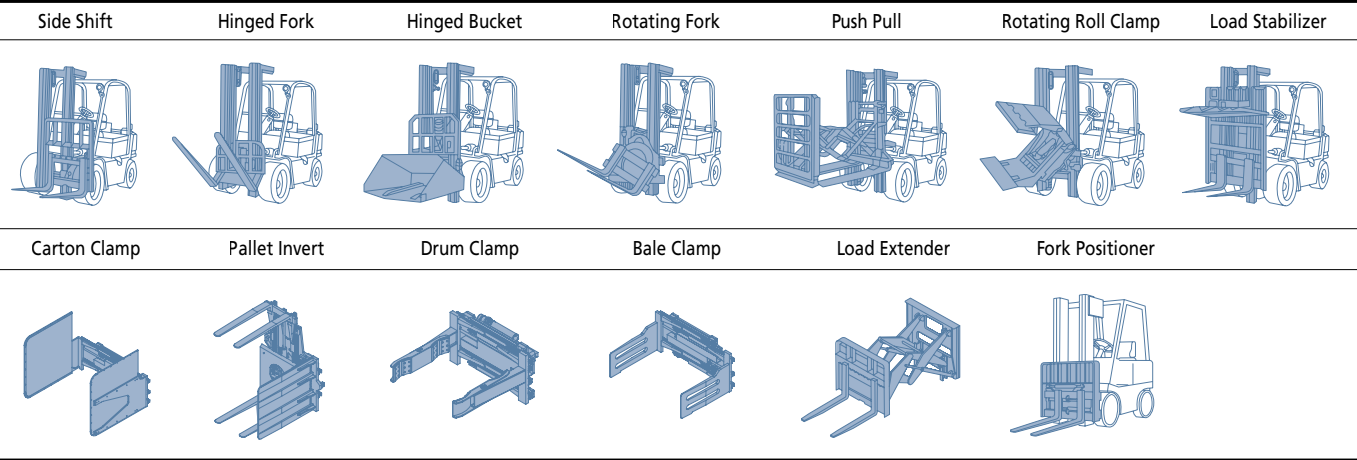
※ TS-Mast : Wide Visible 3-Stage Full Free Lift Mast with 2 Free Lift Cylinders.

* Standard

Load Capacity



Various Attachments



Carton Clamp

Pallet Invert

Drum Clamp

Bale Clamp

Load Extender

Fork Positioner

Optional Items

- Fork (mm) 15 / 18BT-9 : 35X100X750, 850, 900(STD), 1050, 1200, 1350, 1500
20BT-9 : 40X100X900(STD), 950, 1000, 1050, 1150, 1200, 1350, 1500, 1600

• Overshoe (mm) : 1300 / 1500 / 1700

• Integral Sideshift

• Tire : SOLID(STD) / Non-marking / Cushion tire /
Wide tire [15BT-9 : Front tire (200 / 50-10), 18/20BT-9 : Rear tire (15X5.5-9)]

• Seat : Grammer

• Finger Tip Control

• Cold Storage
- M.C.V : 2-Spool (STD), 3-Spool, 4-Spool

• Auto Fork Leveling

• Beacon Lamp

• Load Indicator

• Work Lamp

• OPSS : Mast

• UL : ES, EE

• Cabin