

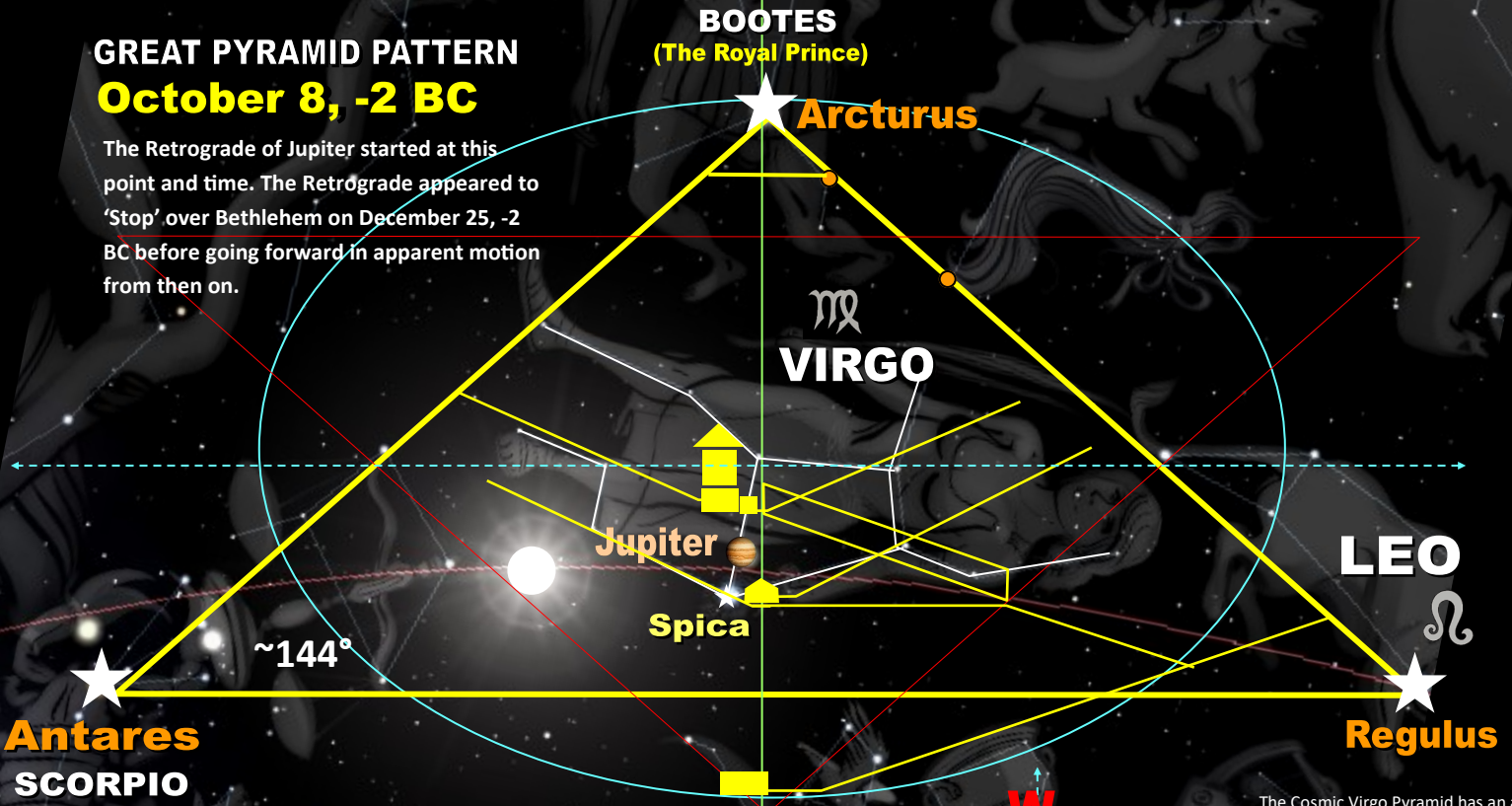
BETHLEHAM STAR ALIGNMENT

ASTRONOMICAL VIRGO TRIANGULATION OF JESUS' BIRTH PLACE

Based on observable astronomical correlations, perhaps the Wiseman of the East did find the King, but not new born as traditionally dissected. By the time the Noble Astrologers of the Persian court reached Bethlehem, Jesus was already born and perhaps 1.5-2 years of age. As the planet Jupiter became stationary over the southern sky in direct alignment to the Cross and Coma Berenices, the Wiseman could have astronomically triangulated the precise location within Bethlehem even. From the possible Winter Solstice visitation thereafter the Wiseman left another way back to their country and Joseph was warned to leave for Egypt to avoid the murderous wrath of Lucifer through Herod in that he had ordered to have all the infants 2 years and younger killed in Bethlehem and sounding villages.

GREAT PYRAMID PATTERN October 8, -2 BC

The Retrograde of Jupiter started at this point and time. The Retrograde appeared to 'Stop' over Bethlehem on December 25, -2 BC before going forward in apparent motion from then on.



Antares
SCORPIO

LEO

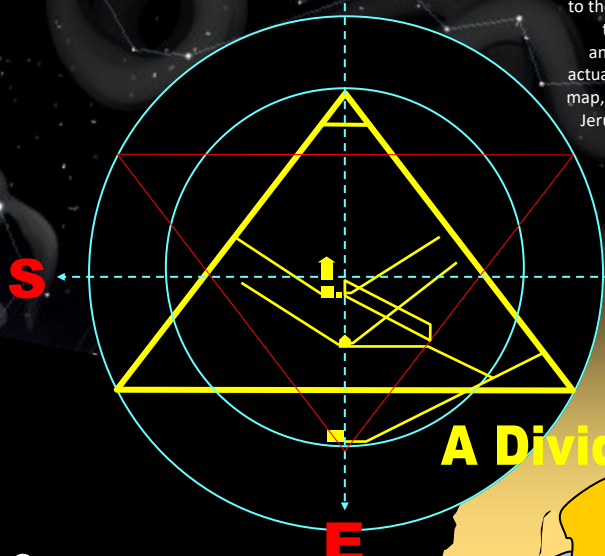
Regulus

FLIGHT INTO EGYPT

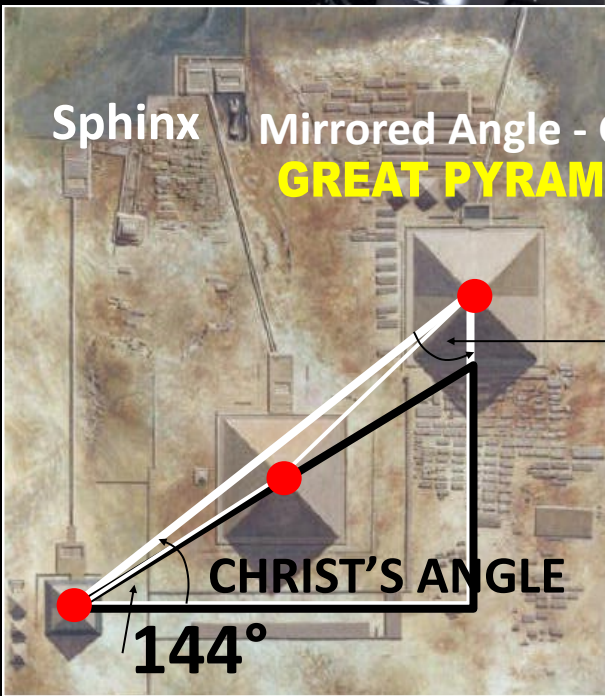
After the birth of Jesus, it was too dangerous to travel with New Born. The Family stayed probably with Relatives for about 13 Months. That is the time the Magi came to visit the King as His Star, Jupiter 'Stopped' in its Retrograde. An Angel warned Joseph in a Dream to flee to Egypt instead of returning to Nazareth. Only after the death of Herod I, did the Family return to Nazareth.

GREAT PYRAMID

The Cosmic Virgo Pyramid has an angle of approximately 144°. This same angle is seen when a measurement is taken of the actual Pyramids of Giza complex from the apex of the smallest pyramid to the apex of the Great Pyramid. From the apex of the Great pyramid, the angle measures 52°, the same as the actual slope of the Great Pyramid. On a map, from the Great Pyramid of Giza to Jerusalem, the angle is approximately 33°.




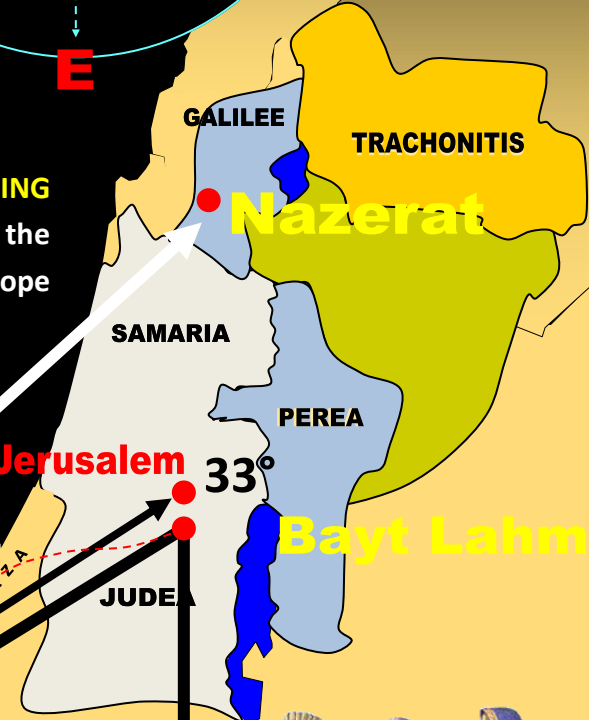
Sphinx Mirrored Angle - Giza GREAT PYRAMID



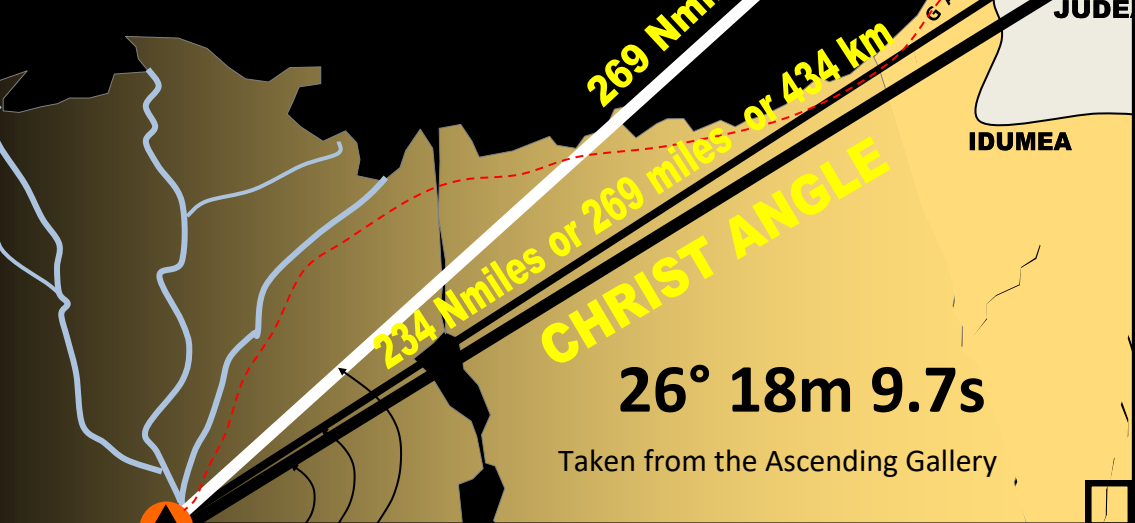
52°

HEADING
Same exact angle as the
Great Pyramid slope

A Divided Land

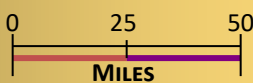


Persian Wiseman,
Astrologers of the Royal
House, School of the
Prophet Daniel.



26° 18m 9.7s

Taken from the Ascending Gallery



~9 Day trek to Egypt/270 Miles



GIZA
جمهورية مصر