

1, 2, & 3 Door Reach-In Units Half Door



CR1-2HD-HC



CR2-4HD-HC

Model	Size
CR1-2HD-HC	One Door, 23 Cu-Ft
CR2-4HD-HC	Two Doors, 49 Cu-Ft
CR3-6HD-HC	Three Doors, 72 Cu-Ft

STANDARD FEATURES

- CFC free refrigerant and foam with self contained capillary tube system
- Electronic thermostat and digital LED temperature display for accurate control
- Self-closing doors that remain open past 90°
- Magnetic gasket can be replaced without a tool
- Door Locks
- Larger fan motors and blades for more efficient air flow for fast recovery times
- Four casters, two front locking
- Certified to NSF7 requirements for open food storage
- Adjustable heavy duty epoxy coated wire shelves
- Condensate heating element built into condensate pan to evaporate excess and expel freon heat
- Easy slide out compressor housing for service
- Bottom mount raises the floor for ease of adding and removing product
- Warranty: 2 years parts and labor
additional 3 years- compressor

*No suitable for installation in non-commercial or residential applications.

Items	Description	Items	Description
External top/side	Stainless Steel	Temperature control	Solid State T-stat with Digital Display
Door	Stainless Steel	Comply to standard	ANSI/NSF-7, UL, Energy Star (CR1-2HD, CR2-4HD)
External back	430 stainless steel	Refrigerating system	Capillary tube
Cabinet internal	Aluminum – white	Refrigerant	R290
Internal floor	304 stainless steel	Temp. Range in box	34°F — 38°F
Insulation	Polyurethane (CFC free)	Evaporator/Condenser	Aluminum + Copper
Shelves	Heavy duty, PVC coating – 3 or 4 layers	Condensing unit	Bottom
Lighting	LED	Door lock	Yes

HALF DOOR REFRIGERATION



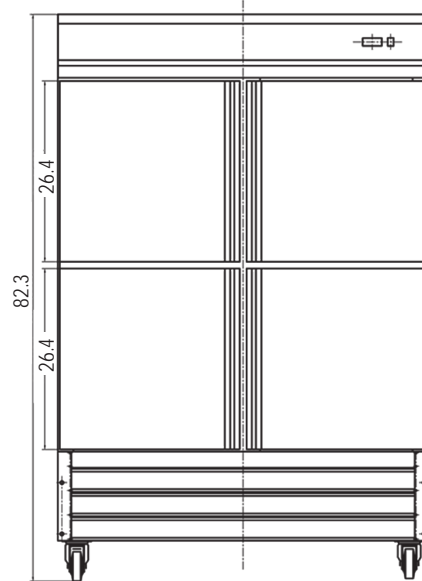


DETAILS AND DIMENSIONS

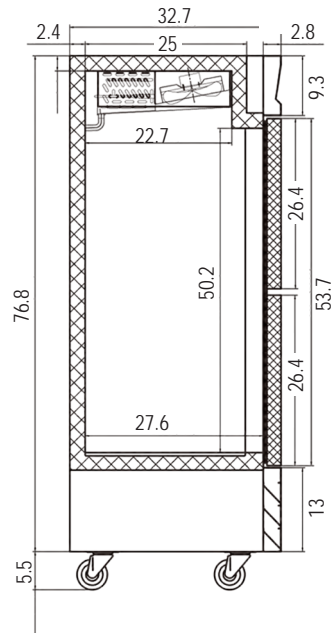
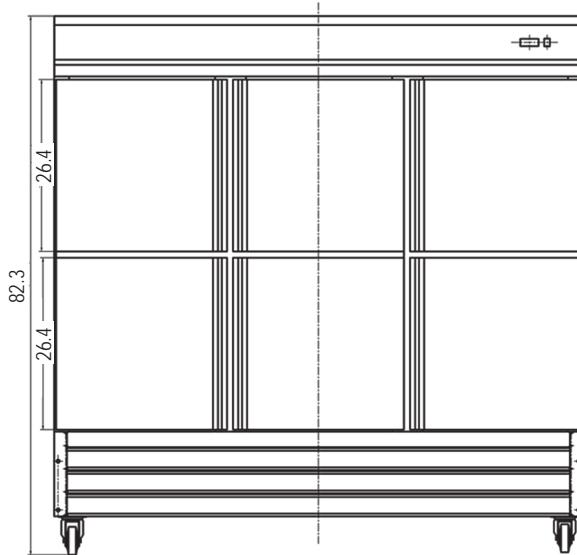
CR1-2HD-HC



CR2-4HD-HC



CR3-6HD-HC



Model	# of Doors	Storage CAP (Cu-ft)	Shelves	Shelves Sizes (in)	Cabinet Dim (in)			HP	Voltage /Hz /ph	Amp	NEMA Plug	Cord Lgth (ft)	Crated Weight (lbs)
					W	D	H						
CR1-2HD-HC	2	23	3	24.3/21.6	26.8	32.7	82.3	1/8	115/60/1	3	5-15P	8.2	350
CR2-4HD-HC	4	49	6	24.3/21.6	53.9	32.7	82.3	1/2	115/60/1	4.5	5-15P	8.2	518
CR3-6HD-HC	6	72	9	24.3/23.6	81.0	32.7	82.3	3/4	115/60/1	7.5	5-15P	8.2	669