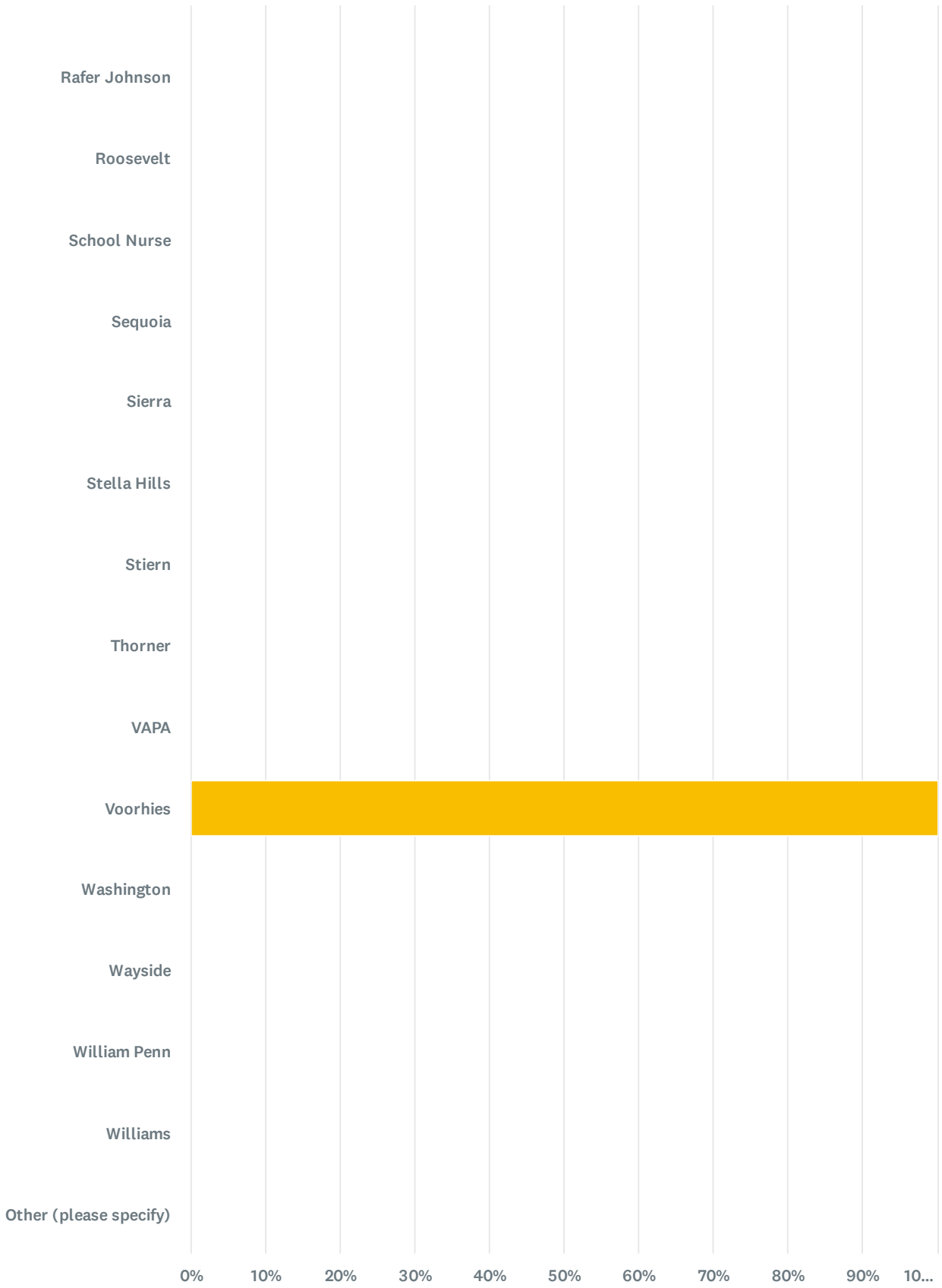
























2025-2026 BETA Administration/Site Climate Survey

























| Answer Choices | Percentage | Responses |
|----------------|------------|-----------|
| Total | | 9 |

2025-2026 BETA Administration/Site Climate Survey

| Answer Choices | Percentage | Responses |
|---|------------|-----------|
|  Casa Loma | 0% | 0 |
|  Cato | 0% | 0 |
|  Chavez | 0% | 0 |
|  Chipman | 0% | 0 |
|  College Hts | 0% | 0 |
|  Compton | 0% | 0 |
|  Curran | 0% | 0 |
|  Downtown | 0% | 0 |
|  Ed Center/District Office | 0% | 0 |
|  Eissler | 0% | 0 |
|  Emerson | 0% | 0 |
|  Evergreen | 0% | 0 |
|  Fletcher | 0% | 0 |
|  Frank West | 0% | 0 |
|  Franklin | 0% | 0 |
|  Fremont | 0% | 0 |
|  Garza | 0% | 0 |
|  Harding | 0% | 0 |
|  Harris | 0% | 0 |
|  Horace Mann | 0% | 0 |
|  Hort | 0% | 0 |
|  Jefferson | 0% | 0 |
| Total | | 9 |

2025-2026 BETA Administration/Site Climate Survey

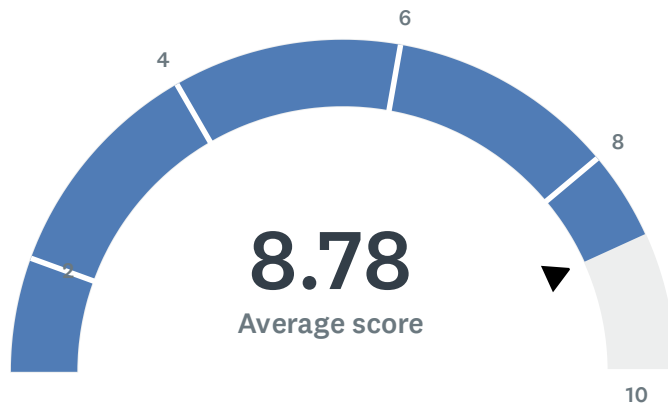
| Answer Choices | Percentage | Responses |
|--|------------|-----------|
|  Lincoln Jr. High | 0% | 0 |
|  Longfellow | 0% | 0 |
|  McKinley | 0% | 0 |
|  MLK | 0% | 0 |
|  Mt.Vernon | 0% | 0 |
|  Munsey | 0% | 0 |
|  Nichols | 0% | 0 |
|  Noble | 0% | 0 |
|  Owens Elementary | 0% | 0 |
|  Pauly | 0% | 0 |
|  Pioneer | 0% | 0 |
|  Rafer Johnson | 0% | 0 |
|  Roosevelt | 0% | 0 |
|  School Nurse | 0% | 0 |
|  Sequoia | 0% | 0 |
|  Sierra | 0% | 0 |
|  Stella Hills | 0% | 0 |
|  Stiern | 0% | 0 |
|  Thorner | 0% | 0 |
|  VAPA | 0% | 0 |
|  Voorhies | 100.00% | 9 |
|  Washington | 0% | 0 |
| Total | | 9 |

2025-2026 BETA Administration/Site Climate Survey

| Answer Choices | Percentage | Responses |
|---|------------|-----------|
|  Wayside | 0% | 0 |
|  William Penn | 0% | 0 |
|  Williams | 0% | 0 |
|  Other (please specify) Show responses | 0% | 0 |
| Total | | 9 |

Q2 Site administration is sensitive to the needs of students, staff, and the community.

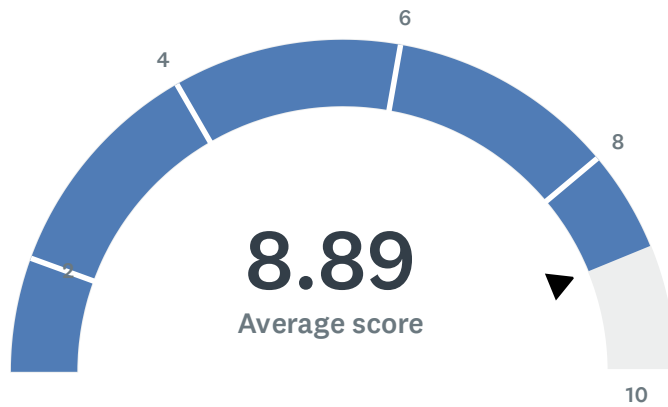
Answered: 9 Skipped: 0



| Basic statistics (i) | | | | |
|---|---------|--------|------|--------------------|
| Minimum | Maximum | Median | Mean | Standard Deviation |
| 7.00 | 10.00 | 8.00 | 8.78 | 1.13 |

Q3 Site administration treats staff with respect; you feel like a valued member of a team.

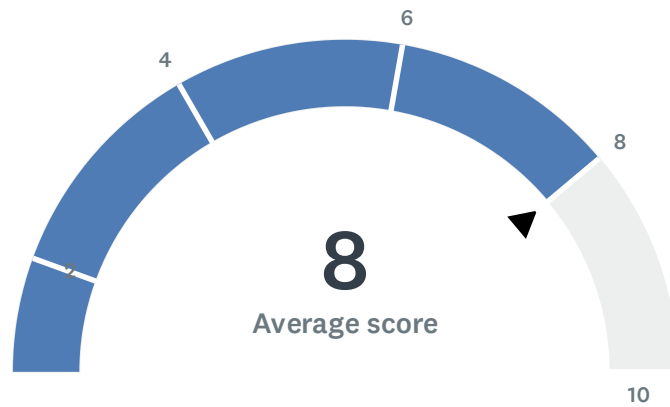
Answered: 9 Skipped: 0



| Basic statistics (i) | | | | |
|---|---------|--------|------|--------------------|
| Minimum | Maximum | Median | Mean | Standard Deviation |
| 7.00 | 10.00 | 9.00 | 8.89 | 1.20 |

Q4 Site administration conducts classroom visits in the least disruptive manner and leaves timely feedback (within 48 hours).

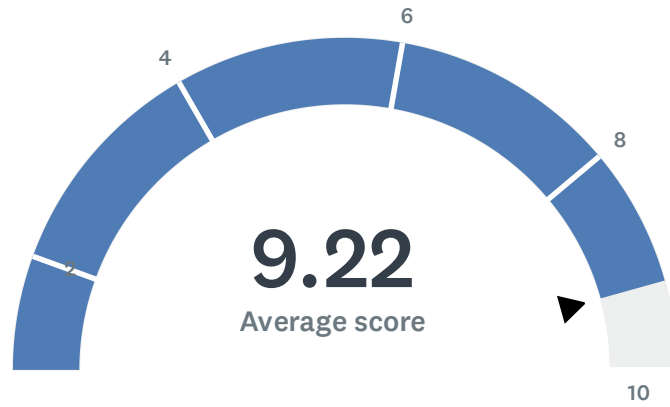
Answered: 9 Skipped: 0



| Basic statistics (i) | | | | |
|---|---------|--------|------|--------------------|
| Minimum | Maximum | Median | Mean | Standard Deviation |
| 4.00 | 10.00 | 9.00 | 8.00 | 2.26 |

Q5 Site administration follows the contract and respects personal rights.

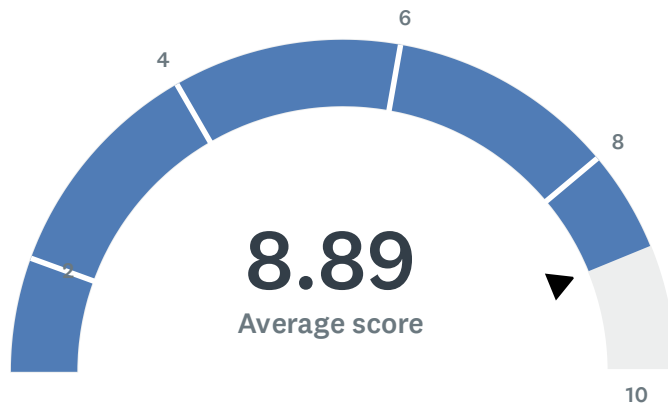
Answered: 9 Skipped: 0



| Basic statistics ⓘ | | | | |
|---|---------|--------|------|--------------------|
| Minimum | Maximum | Median | Mean | Standard Deviation |
| 7.00 | 10.00 | 10.00 | 9.22 | 1.13 |

Q6 Administration utilizes staff according to their job description (ie. Coaches, APL's, Specialists & Staff).

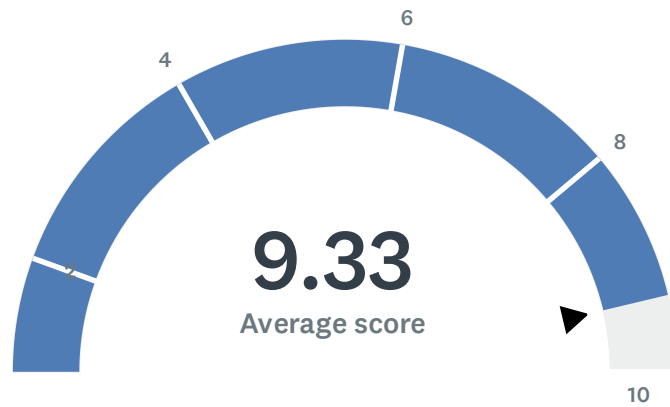
Answered: 9 Skipped: 0



| Basic statistics (i) | | | | |
|---|---------|--------|------|--------------------|
| Minimum | Maximum | Median | Mean | Standard Deviation |
| 7.00 | 10.00 | 9.00 | 8.89 | 1.20 |

Q7 Administration maintains open communication with staff, parents, and students.

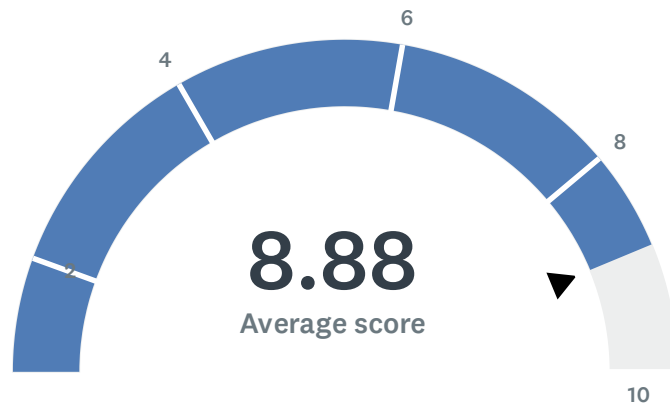
Answered: 9 Skipped: 0



| Basic statistics (i) | | | | |
|---|---------|--------|------|--------------------|
| Minimum | Maximum | Median | Mean | Standard Deviation |
| 8.00 | 10.00 | 10.00 | 9.33 | 0.82 |

Q8 Administration supports staff against attacks and criticism from parents.

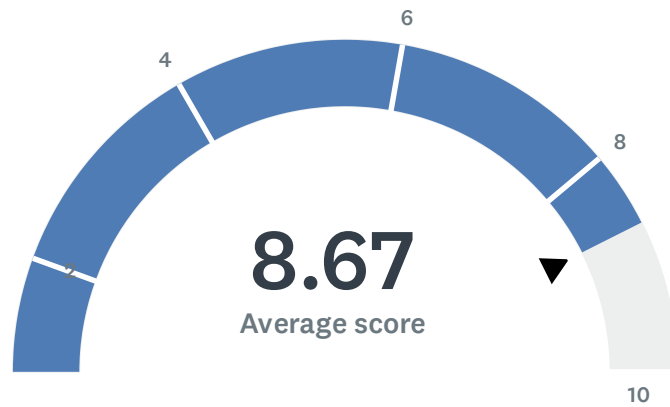
Answered: 8 Skipped: 1



| Basic statistics (i) | | | | |
|---|---------|--------|------|--------------------|
| Minimum | Maximum | Median | Mean | Standard Deviation |
| 6.00 | 10.00 | 9.50 | 8.88 | 1.45 |

Q9 Site administration treats all teachers equally; there is no preferential treatment.

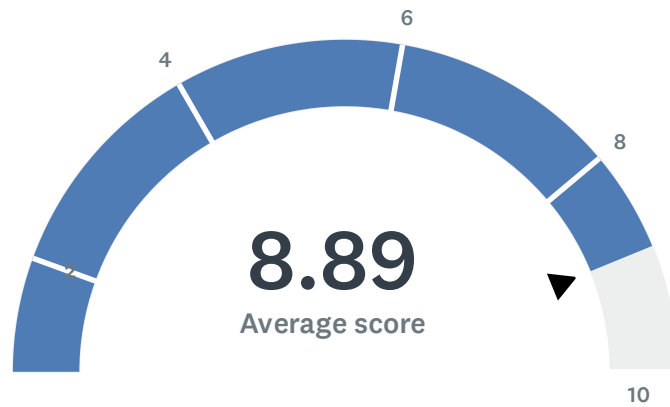
Answered: 9 Skipped: 0



| Basic statistics (i) | | | | |
|---|---------|--------|------|--------------------|
| Minimum | Maximum | Median | Mean | Standard Deviation |
| 6.00 | 10.00 | 9.00 | 8.67 | 1.56 |

Q10 Site administration has been supportive and minimizes additional stress.

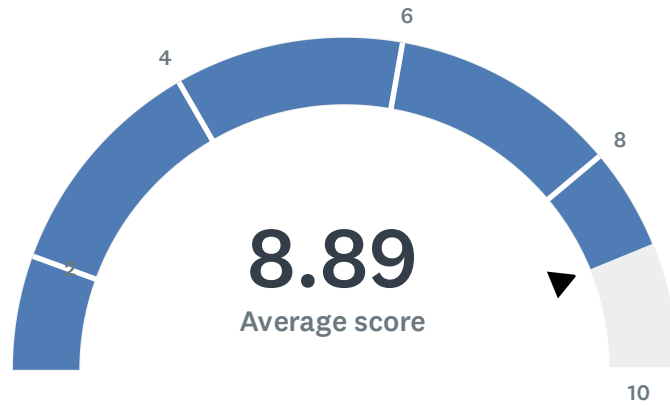
Answered: 9 Skipped: 0



| Basic statistics (i) | | | | |
|---|---------|--------|------|--------------------|
| Minimum | Maximum | Median | Mean | Standard Deviation |
| 7.00 | 10.00 | 10.00 | 8.89 | 1.29 |

Q11 Administration communicates expectations and information in an effective and timely manner.

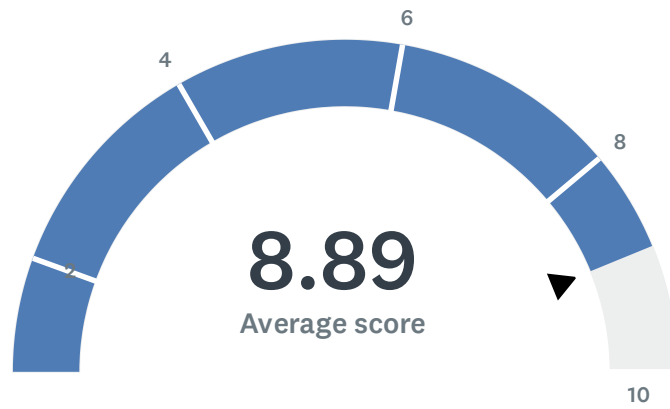
Answered: 9 Skipped: 0



| Basic statistics (i) | | | | |
|---|---------|--------|------|--------------------|
| Minimum | Maximum | Median | Mean | Standard Deviation |
| 6.00 | 10.00 | 9.00 | 8.89 | 1.29 |

Q12 Your site administration ensures positive working conditions at your worksite.

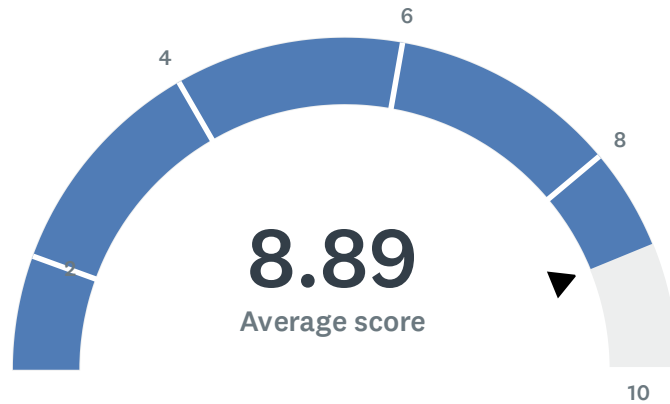
Answered: 9 Skipped: 0



| Basic statistics (i) | | | | |
|---|---------|--------|------|--------------------|
| Minimum | Maximum | Median | Mean | Standard Deviation |
| 7.00 | 10.00 | 9.00 | 8.89 | 1.20 |

Q13 Site administration is thoughtful/smart when calling "Inclement Weather" (rainy day, extreme temperatures, too windy, air quality, etc.) schedule.

Answered: 9 Skipped: 0



| Basic statistics (i) | | | | |
|---|---------|--------|------|--------------------|
| Minimum | Maximum | Median | Mean | Standard Deviation |
| 6.00 | 10.00 | 10.00 | 8.89 | 1.37 |

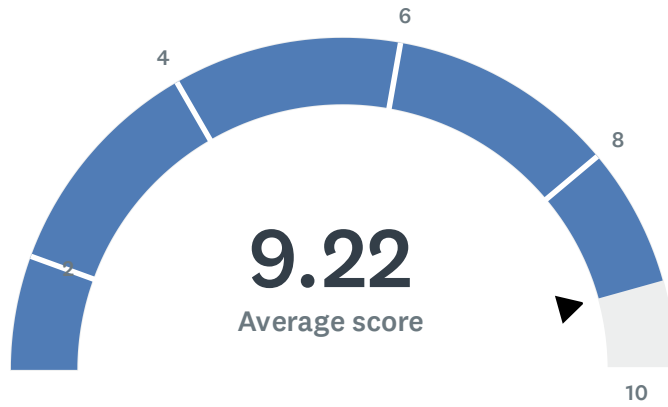
Q14 Do you have any comments, thoughts, or concerns about site administration?

Answered: 2 Skipped: 7

| # | RESPONSES |
|---|--|
| 1 | Voorhies has the absolute BEST admin team! |
| 2 | I have not had an experience where Admin has needed to defend me against parent criticism. |

Q15 Site staff is involved in setting school policies and budgetary priorities.

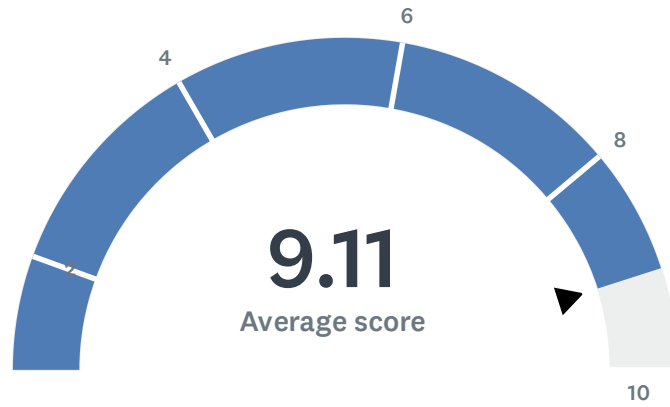
Answered: 9 Skipped: 0



| Basic statistics (i) | | | | |
|---|---------|--------|------|--------------------|
| Minimum | Maximum | Median | Mean | Standard Deviation |
| 8.00 | 10.00 | 10.00 | 9.22 | 0.92 |

Q16 Site meetings are productive and not excessive.

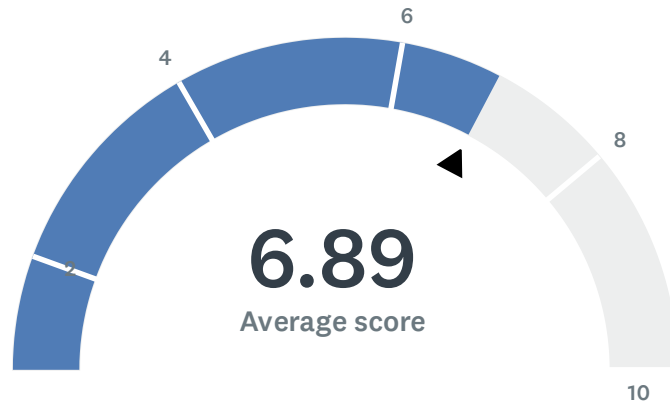
Answered: 9 Skipped: 0



| Basic statistics (i) | | | | |
|---|---------|--------|------|--------------------|
| Minimum | Maximum | Median | Mean | Standard Deviation |
| 7.00 | 10.00 | 10.00 | 9.11 | 1.10 |

Q17 Meetings, 504s, and/or IEPs scheduled outside of contractually guaranteed planning/preparation time?

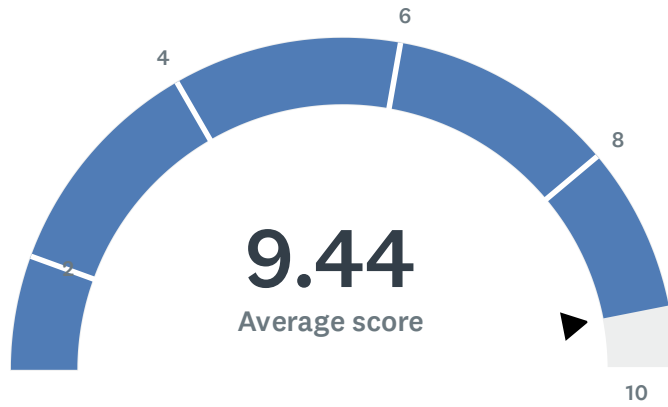
Answered: 9 Skipped: 0



| Basic statistics (i) | | | | |
|---|---------|--------|------|--------------------|
| Minimum | Maximum | Median | Mean | Standard Deviation |
| 1.00 | 10.00 | 8.00 | 6.89 | 3.48 |

Q18 My site receives daily, consecutive, uninterrupted planning/preparation time. (30 minutes / 40 minutes)

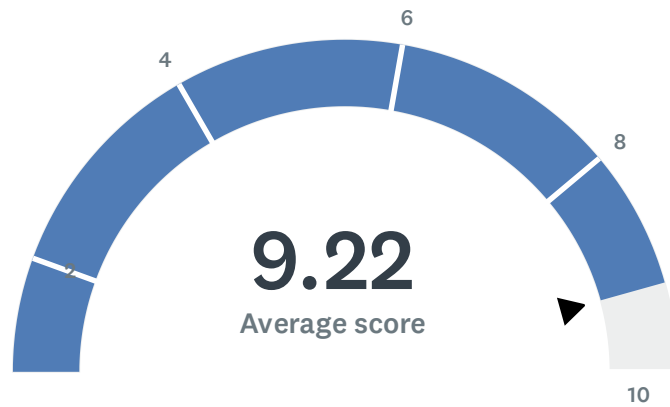
Answered: 9 Skipped: 0



| Basic statistics (i) | | | | |
|---|---------|--------|------|--------------------|
| Minimum | Maximum | Median | Mean | Standard Deviation |
| 8.00 | 10.00 | 10.00 | 9.44 | 0.83 |

Q19 Staff is given time (on duty) to input district-required data (i.e., Benchmarks, Dibels, CFAs, Report Cards, etc.).

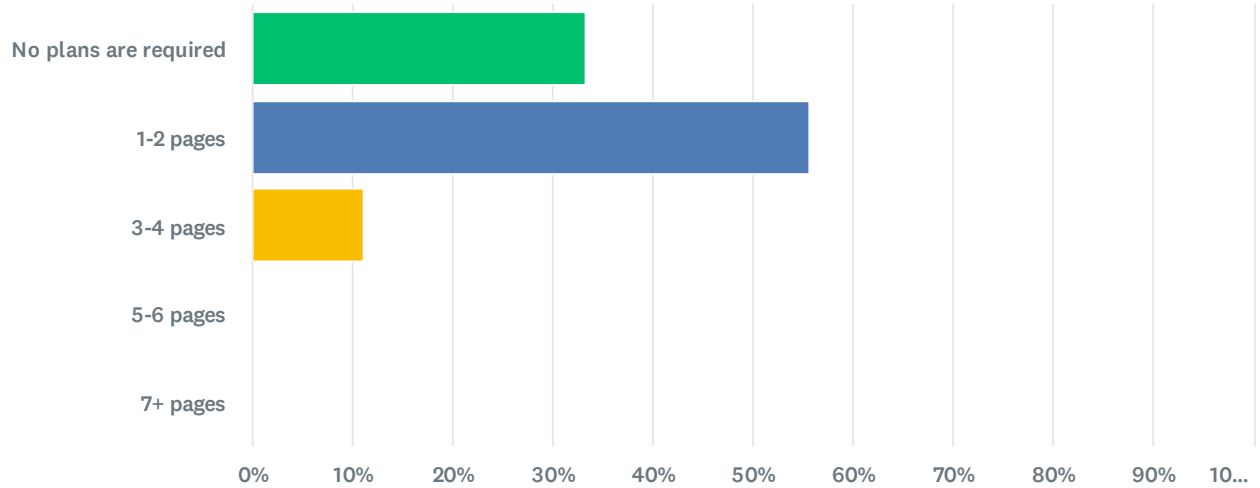
Answered: 9 Skipped: 0



| Basic statistics (i) | | | | |
|---|---------|--------|------|--------------------|
| Minimum | Maximum | Median | Mean | Standard Deviation |
| 7.00 | 10.00 | 10.00 | 9.22 | 1.13 |

Q20 Teachers are required to submit complete, but not excessively lengthy lesson plans.

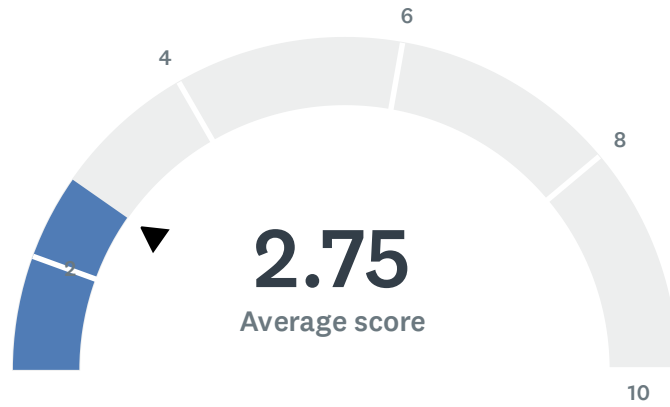
Answered: 9 Skipped: 0



| Answer Choices | Percentage | Responses |
|--|------------|-----------|
| ● No plans are required | 33.33% | 3 |
| ● 1-2 pages | 55.56% | 5 |
| ● 3-4 pages | 11.11% | 1 |
| ● 5-6 pages | 0% | 0 |
| ● 7+ pages | 0% | 0 |
| Show comments | | |
| Total | | 9 |

Q21 Staff (teachers and/or coaches) have recess duty.

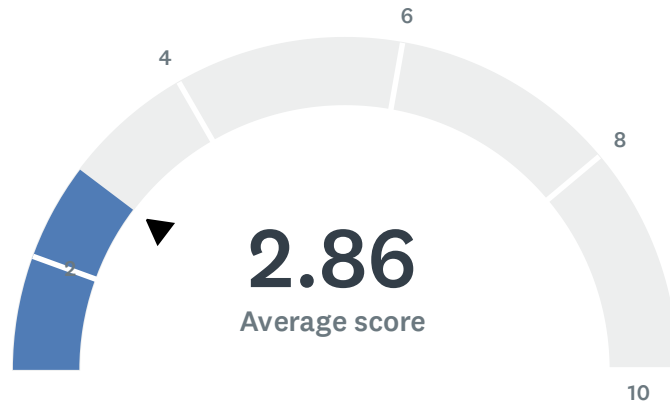
Answered: 8 Skipped: 1



| Basic statistics ⓘ | | | | |
|---|---------|--------|------|--------------------|
| Minimum | Maximum | Median | Mean | Standard Deviation |
| 1.00 | 8.00 | 1.00 | 2.75 | 3.03 |

Q22 Staff (teachers and/or coaches) have bus (arrival/dismissal) duty.

Answered: 7 Skipped: 2



| Basic statistics ⓘ | | | | |
|---|---------|--------|------|--------------------|
| Minimum | Maximum | Median | Mean | Standard Deviation |
| 1.00 | 8.00 | 1.00 | 2.86 | 2.95 |

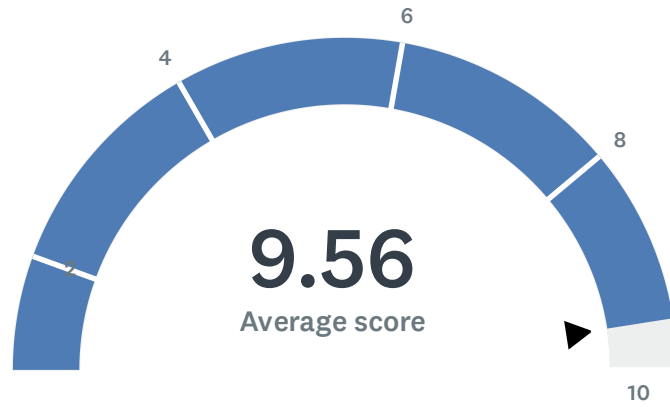
Q23 Do you have any comments, thoughts, or concerns about site operations, duties, and responsibilities?

Answered: 3 Skipped: 6

| # | RESPONSES | |
|---|---|--|
| 1 | Those last two questions should be yes/no. | |
| 2 | We have good CPALS with good attendance. | |
| 3 | We have dependable/reliable CPALS who come to work daily and assist with recess duty. | |

Q24 Staff and students feel safe.

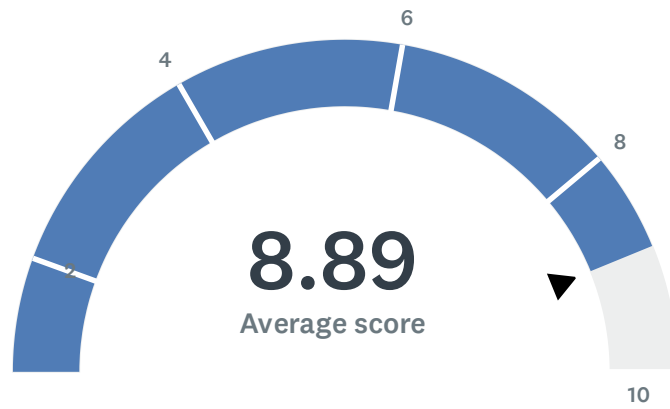
Answered: 9 Skipped: 0



| Basic statistics ⓘ | | | | |
|---------------------------------|---------|--------|------|--------------------|
| Minimum | Maximum | Median | Mean | Standard Deviation |
| 8.00 | 10.00 | 10.00 | 9.56 | 0.68 |

Q25 Administration has been helpful and supportive regarding student discipline.

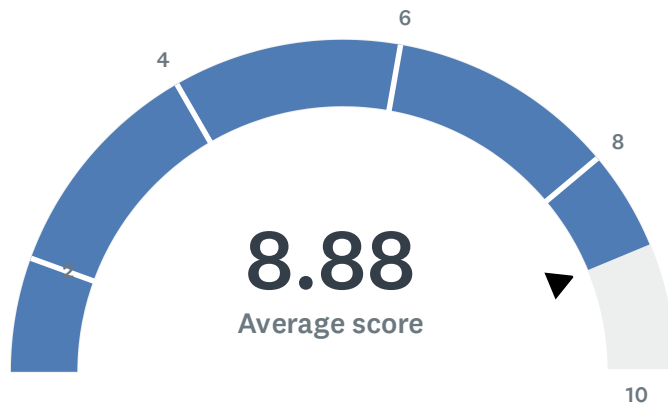
Answered: 9 Skipped: 0



| Basic statistics (i) | | | | |
|---|---------|--------|------|--------------------|
| Minimum | Maximum | Median | Mean | Standard Deviation |
| 7.00 | 10.00 | 9.00 | 8.89 | 1.10 |

Q26 Teachers have been given or trained to use effective tools to improve behavior.

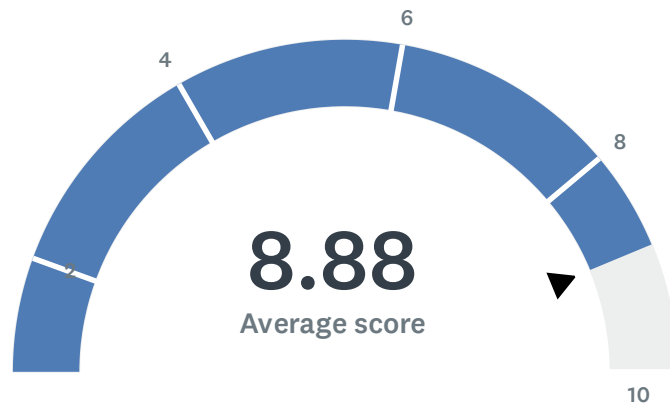
Answered: 8 Skipped: 1



| Basic statistics (i) | | | | |
|---|---------|--------|------|--------------------|
| Minimum | Maximum | Median | Mean | Standard Deviation |
| 5.00 | 10.00 | 10.00 | 8.88 | 1.69 |

Q27 Administration supports classroom discipline procedures and follows District discipline guidelines.

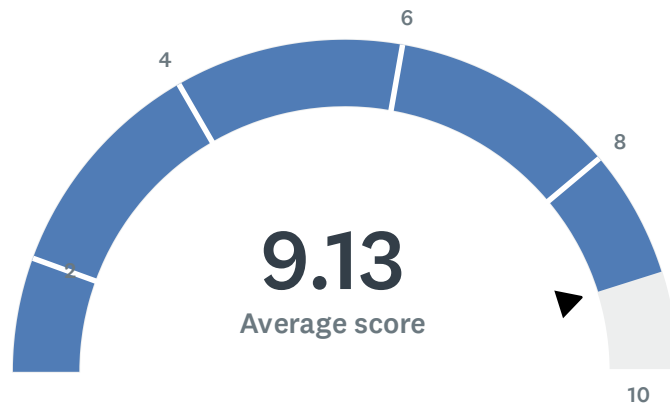
Answered: 8 Skipped: 1



| Basic statistics (i) | | | | |
|---|---------|--------|------|--------------------|
| Minimum | Maximum | Median | Mean | Standard Deviation |
| 6.00 | 10.00 | 9.50 | 8.88 | 1.36 |

Q28 When ODRs (office disciplinary referrals) are written, the teacher's word is valued and trusted.

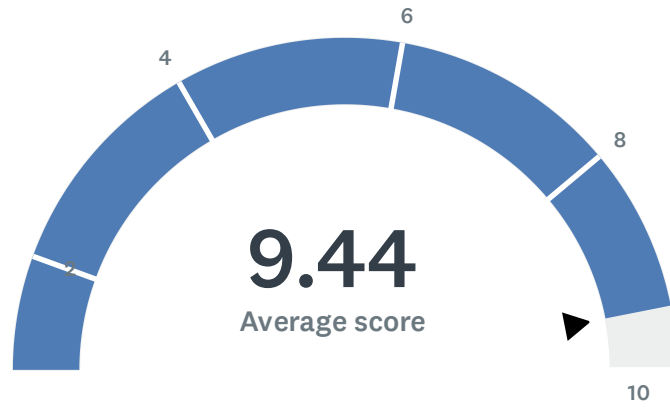
Answered: 8 Skipped: 1



| Basic statistics (i) | | | | |
|---|---------|--------|------|--------------------|
| Minimum | Maximum | Median | Mean | Standard Deviation |
| 8.00 | 10.00 | 9.00 | 9.13 | 0.78 |

Q29 My site has a positive atmosphere.

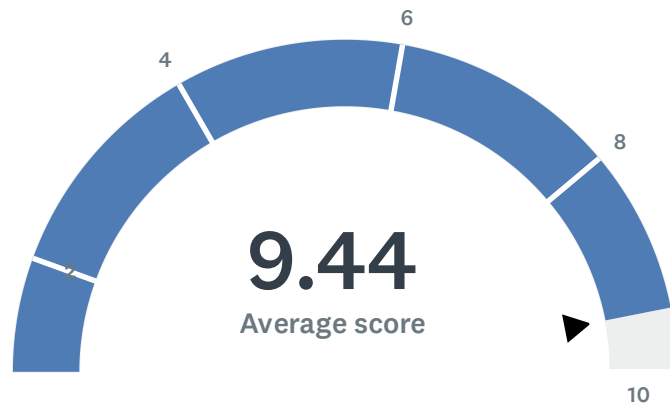
Answered: 9 Skipped: 0



| Basic statistics ⓘ | | | | |
|---------------------------------|---------|--------|------|--------------------|
| Minimum | Maximum | Median | Mean | Standard Deviation |
| 8.00 | 10.00 | 10.00 | 9.44 | 0.68 |

Q30 I would recommend my site to other employees and prospective teachers.

Answered: 9 Skipped: 0



| Basic statistics (i) | | | | |
|---|---------|--------|------|--------------------|
| Minimum | Maximum | Median | Mean | Standard Deviation |
| 8.00 | 10.00 | 10.00 | 9.44 | 0.83 |

Q31 Do you have any final comments, thoughts, or concerns about PBIS, Discipline, and/or Site Atmosphere?

Answered: 1 Skipped: 8

| # | RESPONSES | |
|---|-----------------------------|--|
| 1 | Things seem to be clicking. | |

Q32 Do you have any overall comments about your site and/or its administration?

Answered: 2 Skipped: 7

| # | RESPONSES |
|---|--|
| 1 | A great place to work! |
| 2 | Our site administration is friendly, knowledgeable, NICE and base decisions on student needs first, despite our current school board and teacher's union view on administration. |