



PHONE: 603-497-4440

FAX: 603-497-4880

WEB SITE: www.medvilcooperative.com

Established 2006

E-MAIL ADDRESS: medvil@comcast.net

Edition 160

February 2023

THE MEDVIL MESSENGER

BOARD NOTICES

OPERATIONS

February is here, Happy Valentine's Day to everyone.

I can't say that I'm disappointed that, so far, it's been a mild winter. Why do I suddenly get the feeling that I just jinxed us! We have had some plowable snow but more freezing rain that required salting the roads.

I want to thank Ray Pelletier for helping us with the last unexpected snowstorm. Ray cleared all the drains and fire

hydrants, which was a tremendous help. As I've mentioned before, there's more to cleaning up after a storm than plowing and salting the roads.

On a sad note, our trash truck will be out of commission for a while. We will be doing trash as we did in the past without the use of the platforms mounted on the back of the truck. The guys throwing the trash will follow the dump truck in the golf cart.



This gives me the opportunity to do a refresher on trash. It's been noticed that more residents have opted to use the large, black

construction type trash bags. If you want to use them as liners in your trash

OVER


COMING ATTRACTIONS



Breakfast
11 February



D Street Band
12 February



Meat Bingo
25 February

SEE INSIDE FOR MORE INFORMATION!

can that's fine; however, we ask that you please not tie up the black bag full of the usual tall kitchen bags. This makes the bag very heavy. It's easier for



them to remove individual trash bags from the container than one large black bag. Remember, we're back to throwing the bags up and over into the dump truck till we get the trash truck back.

Another thing that was noticed is that more residents are reusing the

bags you get from Hannaford or Market Basket. Please put these small bags into your kitchen trash bag for disposal. Do not throw the individual small bags in the bottom of your trash container. It's easier and faster for the guys to pick up a few trash bags than the 20 little bags at the bottom. Remember, all trash bags and recyclables should be placed in the appropriate container for pickup.

You may have noticed that your recyclables were picked up and thrown in with the trash. If the guys see that there are items in the container that are not recyclable, the entire container is then contaminated and will be thrown in with the trash. There should be a flyer attached to the newsletter with a refresher on what is and what is not recyclable.

One last thing to address is kitty litter. Please do not fill a trash bag to capacity with kitty litter. Kitty litter is very heavy and more times than not, the bag breaks. Yuck!



For those who may not have heard, our second full time employee has resigned. Yes, here we go again. He moved here from New Mexico and was having difficulty working in winter conditions. We are still

searching but it is a very painful process as it has been all along.

On a good note, Jarod has returned to help us on a part time basis. He will be working Tuesday, Wednesday and Thursday unless he is needed for snow removal after a storm. Jarod worked with us over the past 2 summers and we're very glad to have him back. With him here on Wednesday, we will have a constant to help Jeff with trash. Welcome back, Jarod!

That's all I have for this month. Sorry to go on about the trash but we can all use a refresher from time to time.

As always, thank you, Jeff, for your dedication to our community. You have been sticking with us through thick and thin and it is very much appreciated

Thank you.
Odie/OD

REMINDER – RENT INCREASE

Just a reminder that the rent is \$500/month starting on 2/1/23.

For those of you who use the ACH payment method, EMI automatically adjusts the amount.

If you do Bill Pay/Direct Pay please notify your bank.

Town Square deducts all charges.

This would be a good time to review your statement. There are a few outstanding amounts due that are over 90 days. ACH users will need to send in a separate payment if they have an outstanding balance. There are also some small credits.

If you have any questions, please call Irene Gagne, Treasurer, at 603-622-1869.

Irene Gagne





USED INK & TONER CARTRIDGES

Staples allows us to bring up to 20 used cartridges monthly for \$2 each. This is \$40/month we can use towards office supplies.

Just place them in the bin below the shelf to the left in the DDC mailroom.

INK CARTRIDGES FOR SALE

We have been donated 6 Canon #251 ink cartridges: 2 black, 2 yellow, 1 cyan, and 1 magenta.

Selling set of 4 (1 of each color) for \$25.

Sold separately for \$7 each.

All six for \$35.

Contact Irene Gagne, Treasurer, at 603-622-1869.

Irene Gagne

OTHER NOTICES

FIRST AID CPR/AED

Fellow community members, I would like to hold another First Aid CPR/AED class in February. It will be a 6-7 hour class and will be held on a Saturday or Sunday at either clubhouse. Anyone that is interested please email me at mrobrien1@comcast.net so we can find a date that works for everyone. Thank you.

Michael O'Brien

MONDAY NIGHT CRIBBAGE CLUB


A reminder that the Monday night cribbage league starts on 4/3 for 20 weeks at PLC with an awards banquet on 8/28. We are not playing 5/29. Cost is

\$2/week. Anyone interested in joining the group should contact Irene Gagne at 603-622-1869 by 3/15. If you played last year or have already signed up, please confirm you will continue playing. If you decide not to play, please call. We are currently playing for fun & learning until the end of March.

Irene Gagne

COMMITTEES

EVENTS COMMITTEE



The Events Committee works hard to bring you fun things to do, great food to eat and, occasionally, something that helps you in your day-to-day life. We host breakfasts, fish fries, and spaghetti suppers just to name a few of the events we host on a rotating monthly basis. You will find posters in the *Medvil Messenger* and in each mail house describing the month's event along with information on the cost (some are free to Medvil residents) and how to sign-up. Events are also listed on the monthly calendar attached to each edition of the newsletter.

We meet the first Wednesday of every month at 6:00 PM in the lower level of the Donald Drive Clubhouse. If you think you might like to join our committee, please stop by at one of our meetings.

We have two events scheduled for February. On Saturday, 2/11 we will be hosting an omelet breakfast and on Saturday, 2/25 please join us for Meat Bingo. Flyers with all the pertinent information are attached to this newsletter.

Kim Capen
Committee Chair





Contact Irene Gagne at 603-622-1869

Fundraising Pool— The winner for 1/1 was Irene Gagne for \$250. All numbers

are being played with a guaranteed winner. There are three residents on the wait list at this time but we would like to have more. **Call Irene Gagne to place your name on the list.** It's only \$5/month and you can play more than one number. Thank you to all who participated in the "blitz." This eliminates coming out in the winter to pay the pool.

Those who have not paid their pool number(s) for February may do so Monday – Friday 9 am – 4 pm at the office. Payment is due by 1/30 but please don't wait until the last minute.

Yard Sale 4-1-- The yard sale is back. The Committee still needs to sort out what we already received before the limitations. Please hold on to any items you wish to donate and contact Irene to let her know so she can notify you when items can be accepted.

The yard sale will also include the crafters.

However, we do not take electronics, TV's, large appliances, furniture, or exercise equipment.

Please do not place any items in the mail houses or libraries.

Consignment store –We will be bringing more items in the spring.

PURCHASES – We paid for the rental of the Porta-Potty so the D Street band could entertain the members.

We also paid for the refreshments and paper goods, etc. for the Tree Lighting ceremony. This was approved for the following years going forward.



Ideas Needed – You don't have to be a committee member to give us suggestions for projects to use our funds. We purchase items that benefit the Medvil community – call Irene with suggestions and costs, etc. or ideas for a fundraiser.

Committee Members – We are a committee of eight and we are looking for more members.

Irene M. Gagne



REAL ESTATE COMMITTEE

During the month of January the Real Estate Committee received four listings and held two showings Two Purchase and Sales are pending.

If you are thinking of selling your home, the first step is to fill out the Intent to Sell form. **This form can be found on our website at medvilcooperative.com. The Intent to Sell can be filled out online and printed, then dropped off at the Board Office for the Office Admin, in the mailbox on the wall by the door 30 days before listing your property.** The second step is to locate a realtor. Please consider letting Medvil Real Estate help you sell your home. Sales benefit Medvil community.

Medvil RE Committee - 497-4440 Prompt 2
Website: www.medvilcooperative.com Homes for Sale

Dorrie Kossuth, Chairperson



RESOURCE COMMITTEE

The Resource Committee Senior Discounts informational packets

helping seniors with fuel and electric assistance, USDA program, various websites to check out, and much more are available at the Donald Dr Clubhouse Mail Room.

If you were unable to attend the Dine Out Luncheons at DDC, these Resource Committee packets have the information and the application to join the Dine Out Club for anyone 60 and older. **The Dine Out Club is not the Meals on Wheels home delivery program.** The Dine Out Club is a separate program run by Meals on Wheels. Enjoy a meal in a relaxed restaurant dining experience.

The 2 restaurants currently participating in the Dine Out Club are The White Birch in Goffstown and The Village Eatery in Merrimack. Menus for these Club meals are in the Resource packets. Also, the White Birch has extended their hours to include Saturday and Sunday for the Dine Out Club diners. Any questions, please call Dorrie at 603-289-3143.

Dorrie Kossuth



TASTY TIDBITS by Cat Pragoff



February is for lovers, right? And what do we love more than dessert? Here is a nice selection of sweets for the sweet—from your snuggle buddy to your favorite grandkids, these tempting

taste sensations are fun to make and even better to eat. Enjoy!

Mini Fruit Cheesecakes
(makes 12 servings)

Ingredients:

- 1-1/2 cups Chocolate Chex™ cereal, crushed to make 1 cup
- 2 Tbs. + 1/3 cup sugar
- 2 Tbs. butter or margarine, melted
- 1 package (8 oz.) low fat cream cheese, softened
- 1 egg
- 2 containers (6 oz.) strawberry yogurt
- 2 tsp. cornstarch



HELPING HANDS

It is not uncommon for a person to find themselves in need of a little help from time to time.

If you could benefit from a little friendly assistance, don't hesitate to reach out to the Helping Hands Committee.

Need a prescription picked up? Maybe a few groceries? Or even a ride to/from a doctor's appointment?

Safety and health are of great concern and importance to everyone, so gloves and masks will be available.

If you need help or have any questions about the Committee and what they do, please reach out to Anita O'Brien at Medvil21@comcast.net

Or by phone at (603) 494-4246.



2 cups fresh berries (such as blueberries, raspberries, or sliced strawberries)
1/4 cup semisweet chocolate chips

Directions:

- Heat oven to 300°F. Line 12 regular size muffin cups with paper baking cups.
- In a medium bowl, mix crushed cereal, 2 Tbs. sugar, and melted butter or margarine together, stirring well. Press about 1 Tbs. of mixture into the bottom of each baking cup.
- In a separate bowl, beat the cream cheese with an electric mixer on medium speed until smooth. Add the egg and 1/3 cup sugar. Beat for an additional 2 minutes on medium speed until smooth. Add the yogurt and cornstarch. Drop speed to low and beat until smooth. Spoon about 3 tablespoons of batter into each muffin cup.
- Bake for 20 to 25 minutes, or until the edges are firm and the center is jiggly. Turn off the oven and cool in the oven with the door closed for 30 minutes. Remove from the oven to a cooling rack and cool at room temperature for 30 additional minutes. Cover and refrigerate for at least 3 hours. Remove paper cups from muffin pans.
- In a small microwave-safe bowl, microwave chocolate chips, uncovered, on high for 30 to 60 seconds, stirring every 15 seconds, until melted and smooth.
- Top cheesecakes with fresh fruit. Drizzle melted chocolate over fruit and serve.

German Black Forest Cake

(makes 12 servings)

Ingredients:

1 cup whole milk
3 large eggs
1/2 cup canola oil
3 tsp. vanilla extract
2 cups + 2 Tbs. all-purpose flour

2 cups + 1 cup sugar
3/4 cup baking cocoa
1-1/2 tsp. baking powder
3/4 tsp. baking soda
3/4 tsp. salt
2 cans (14-1/2 ounces each) pitted tart cherries
1/4 cup cornstarch
3 Tbs. cherry brandy (may substitute 2 tsp. vanilla extract)
3 cups heavy whipping cream
1/3 cup confectioners' sugar

Directions:

- Preheat oven to 350°F. Line the bottoms of two greased 9 inch round baking pans; grease the paper.
- In a large bowl, beat together the milk, eggs, oil, and 3 tsp. vanilla extract until well blended. In another bowl, whisk 2 cups flour, 2 cups sugar, the cocoa, baking powder, baking soda, and salt; gradually beat into the milk mixture.
- Transfer evenly to the prepared pans. Bake for 30-35 minutes or until a toothpick inserted into the center comes out clean. Cool in the pans for 10 minutes before removing to wire racks. Remove the paper and cool completely.
- Meanwhile, for the filling, drain the cherries, reserving 1/2 cup of the juice. In a small saucepan, whisk 1 cup sugar, cornstarch, and the reserved juice; add the cherries. Cook and stir over low heat for 10-12 minutes until thickened and bubbly. Remove from the heat, stir in the brandy (or vanilla, as preferred). Allow to cool completely.
- In a large bowl, beat cream until it begins to thicken. Add confectioners' sugar; beat until stiff peaks form.
- Using a long serrated knife, cut each cake in half horizontally. Place one layer on a serving plate. Top with 1-1/2 cups whipped cream. Spread 3/4 cup cherry filling to within 1 inch of the edge. Add another cake layer and repeat cream and filling, twice. Add final cake layer. Frost top and sides



with remaining whipped cream, spooning remainder of filling on top of cake. Refrigerate until time to serve.

And now for something a little bit different~~

Peachy Mimosas

(Makes 12 servings)

Ingredients:

- 2 cups orange juice, chilled
- 2 cups peach nectar, chilled
- 1 bottle (1 liter) regular or non-alcoholic dry champagne or sparkling wine, chilled

Directions:

- In a 1-1/2 quart pitcher, mix orange juice and peach nectar.
- Dip the rim of each champagne glass into water and then into sugar to frost.
- Pour champagne into glasses until half full. Fill glasses with juice mixture.
- Sip and enjoy!

MEMBERS' CONTRIBUTIONS

IF I KNEW

If I knew it would be the last time
that I'd see you fall asleep,
I would tuck you in more tightly
and pray the Lord, your soul to keep.

If I knew it would be the last time
that I see you walk out the door,
I would give you a hug and kiss
and call you back for one more.

If I knew it would be the last time
I'd hear your voice lifted up in praise,
I would tape video tape each action and word,

so I could play them back day after day.

For surely there's always tomorrow
to make up for the oversight,
And we always get a second chance
to make everything right.

There will always be another day
to say our *I love yous*,
And certainly there's another a chance
to say our *Anything I can dos?*

But just in case I might be wrong,
and today is all I get,
I'd like to say how I love you
and hope we never forget

Tomorrow is not promised to anyone
young or old alike,
And this may be the last chance you get
to hold your loved one's tight.

So if you're waiting for tomorrow,
why not do it today?
For if tomorrow never comes,
you'll always regret the day

That you didn't take that extra time
for a smile, a hug, or a kiss,
And you were too busy to grant someone,
what turned out to be their last wish.

So hold your loved ones close today
and whisper in their ear,
That you loved them very much and
you'll always hold them dear.

Take the time to say "I'm sorry,"
"Please forgive me," "Thank you," or "It's okay."
And if tomorrow never comes,
you'll have no regrets about today.

By Sidney W. Johnston
Submitted by Diane Foster





...and other stuff
you want to know
about

The Medvil Messenger wants more material! Family recipes, helpful hints, reminiscences, jokes, poems, gardening advice, reviews of your latest vacation and day trip discoveries, hilarious tales of your pets' antics—just about anything. Please keep it upbeat and positive. Original material will take precedence over reprints from other sources, including printouts of email pass-arounds. If you submit previously published material, please try to cite a source. We reserve the right to reject material that may offend, divide our community or cause political arguments.

Please submit your items to our email: medvilnewsletter@comcast.net Or place a copy in the Messenger mailbox in the Reception Office in the DDC. Deadline for submissions is noon on the Thursday after the Board Meeting. (BOD meets on the 3rd Tuesday of the month.)

Medvil Messenger Staff: Debbie Cyr and MB. Wulf

Additional Proofreading: Irene Gagne



Mom always said, “breakfast is the most important meal of the day.”

Start the day with an omelet made your way with your choice of veggies, ham and cheese. (Scrambled or fried eggs are also available!)



And served with toast, home fries, baked beans, sliced fruit and all the coffee you can drink.

Omelet Breakfast
Saturday, February 11th
Donald Drive Club House
Serving any time between 8:30 and 10:00 am.

\$8.00 for adults

\$5.00 for children under 12

Sign up at the Reception Office
Monday through Friday
9:00 am to 4:00 pm

Don't Forget The 50/50 Raffle

**The last day to sign up is
Thursday, February 9th!**



It's time once again for

MEAT BINGO!

It's played with playing cards!

Saturday ~ February 25th

Donald Drive Club House

12:00 – 3:00 pm

Selections may include, but are not limited to, pork, beef, chicken, etc...whatever looks best at the butcher shop at the time of purchase. And some items come with everything you need for a complete meal.

There are fifteen games; cards are \$1.00 each per game.

Games may be purchased individually BUT if you purchase all 15 games in advance, you get to play a final "bonus" game.



Please come and bring a friend or family member, the more the merrier. It's always lots of fun!!

And feel free to bring a beverage of your choice. Snacks too!

And one lucky  goes home with the door prize!

FEBRUARY 2023

Sun	Mon	Tue	Wed	Thu	Fri	Sat
			1 10 Pool PLC 12:30 Knitting PLC	2 GROUNDHOG DAY  6:30 Bingo DDC	3 6 Cribbage PLC non-league	4
5	6 6:30 Cribbage PLC	7 10 & 7 Play Pool PLC	8 10 Pool PLC 12:30 Knitting PLC	9 6:30 Bingo DDC	10 6 Cribbage PLC non-league	11 8:30 Breakfast DDC
12 2 D Street Band PLC	13 6:30 Cribbage PLC	14 VALENTINE'S DAY 10 & 7 Play Pool PLC 	15 10 Pool PLC 12:30 Knitting PLC	16 6:30 Bingo DDC	17 6 Cribbage PLC, non-league	18 8:30 Coffeehouse PLC
19	20 PRESIDENTS' DAY  6:30 Cribbage PLC	21 10 & 7 Play Pool PLC 6 BOD Mtg DDC	22 10 Pool PLC 12:30 Knitting PLC	23 6:30 Bingo DDC	24 6 Cribbage PLC, non-league	25 12 Meat Bingo DDC
26	27 6:30 Cribbage PLC	28 10 & 7 Play Pool PLC				

Metal Pick-up: 1st Monday of the month, beginning at 8 AM *
Trash & Recycling Pick-up: Every WEDNESDAY beginning at 7 AM *
Yard Waste Pick-up: Every Thursday until 1 December
**** Please have your items curbside by that time.**





ZERO-SORT® RECYCLING

No sorting on your end makes recycling quick and easy! Just focus on tossing **ONLY** the **Zero-Sort recyclables listed below** into your **recycling bin** and Casella takes care of the rest.

CARDBOARD/PAPER



Corrugated Cardboard
(Wavy center layer)



Boxboard
(Dry-food boxes, egg cartons, & rolls)



Junk Mail, Periodicals, & Office Paper
(Paper bags, envelopes, & catalogs)

PLASTIC



Plastic Bottles, Jugs, Tubs, & Lids
(Empty kitchen, laundry, & bath containers)

METAL



Aluminum & Steel Cans
(Foil & empty food & beverage cans)

GLASS



Glass Bottles & Jars
(Empty food & beverage bottles & jars)

REMEMBER TO RECYCLE BETTER!

- ✓ No items smaller than 2" in size
- ✓ All containers are empty, rinsed, & dry
- ✓ Cardboard is flattened & broken down
- ✓ There are NO items from the **NOT ACCEPTED** list in the recycling bin



For recycling tips and resources, visit casella.com/RecycleBetter • 800-CASELLA



RECYCLE BETTER™

THE ITEMS LISTED BELOW **DON'T** BELONG IN YOUR RECYCLING BIN.



PLASTIC BAGS
DON'T BELONG



BAGGED RECYCLABLES
DON'T BELONG



CLOTHING/TEXTILES
DON'T BELONG




FOOD WASTE/LIQUIDS
DON'T BELONG



TANGLERS
DON'T BELONG



SCRAP METAL ITEMS
DON'T BELONG



BATTERIES OF ANY KIND
DON'T BELONG



ELECTRONIC WASTE ITEMS
DON'T BELONG



NO Medical Waste
(Rubber gloves, sharps, pills, etc.)



NO Hazardous Materials or Explosives
(Find safe & secure disposal near you)



NO Toys, Hangers, or Shoes
(Donate gently used items)



NO Coated Paper Items
(Items with a plastic lining such as waxed coffee or soda cups, & waxed paper plates)



NO Plastic Wrap, Films, or Tarps
(Food bags or wrappers, plastic wrap, shrink wrap, or tarps)



NO Wood, Waste, or Tires
(Wood, diapers, human/pet or yard waste, or rubber)



NO Disposable Items
(Styrofoam™, napkins, paper towels, tissues, plastic utensils, dirty recycling, register tape, condiment packets, straws, stirrers, & coffee pods)



NO Ceramics or Baking Glass
(Donate gently used items)