

IMS Map360 v1.3 release

An overview of the new features in IMS V1.3 plus links with movies that cover each feature in more detail: [IMS Map360 v1.3 Release Notes](#)

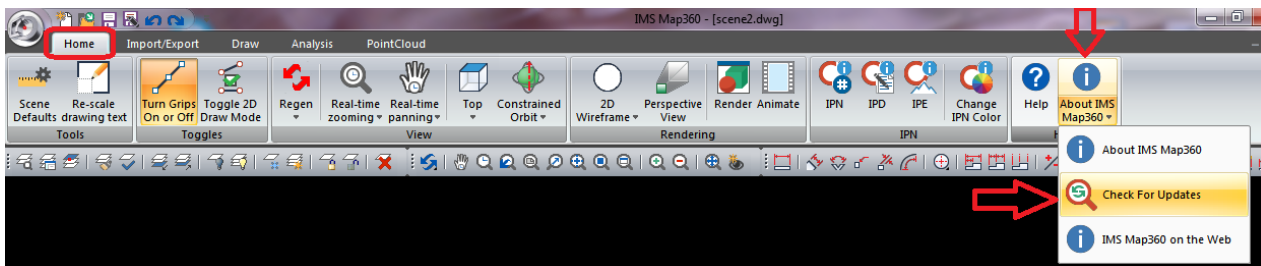
Any customers with current CCP will be entitled to this update. If this is a new install you can go to this download page: <http://ims.leica-geosystems.com/download>

Both 32 and 64 bit versions are available. Select correct version then choose to SAVE to download file. (If you are not sure go to your Windows Start button > right click on Computer and select Properties from the pop down.)

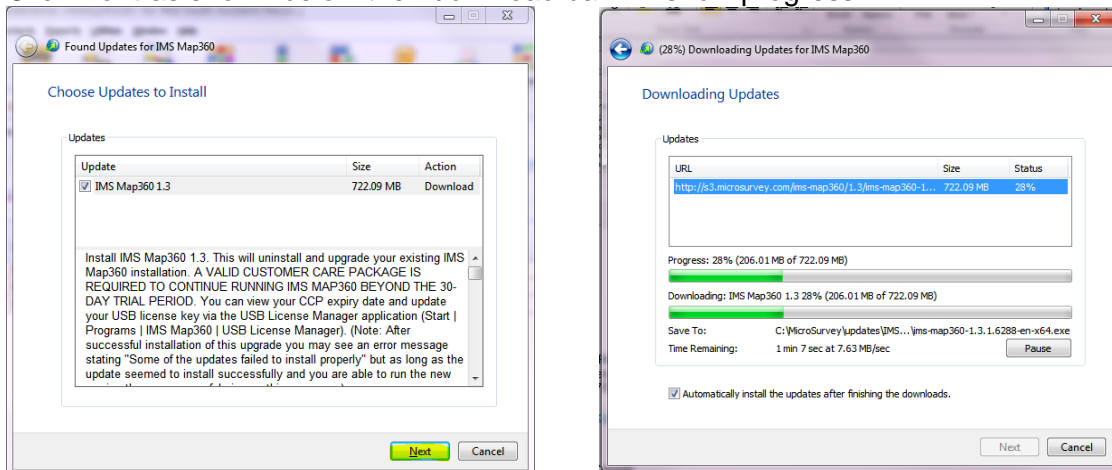
Download completely and once download is completed double-click file to begin installation. (Note: for an agency owned computer you may need to contact your IT Section in case you do not have admin rights to get their assistance to install software.)

To install updates if you have a **prior version** installed first you need to update your USB key. If not sure how refer to: <http://www.microsurvey.com/usb/forensic/>

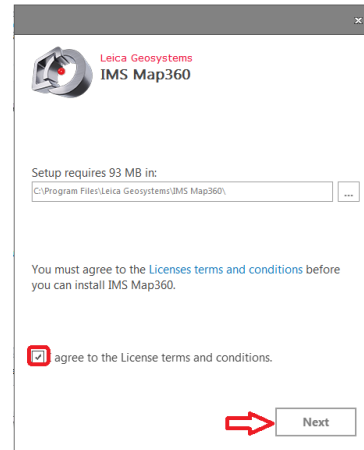
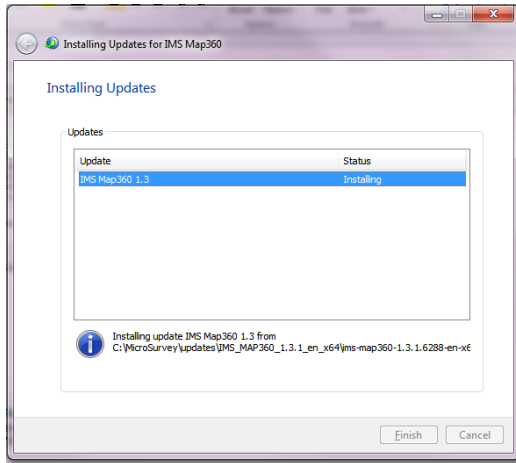
- 1.) Then Open IMS Map360 with new blank drawing.
- 2.) On **Home** Tab go to “**About IMS Map360**” drop down and select **Check For Updates**:




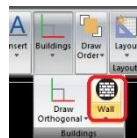
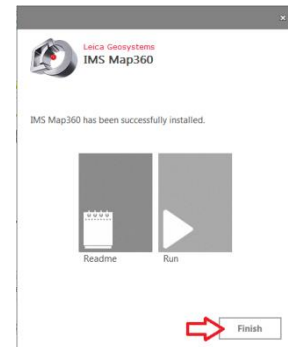
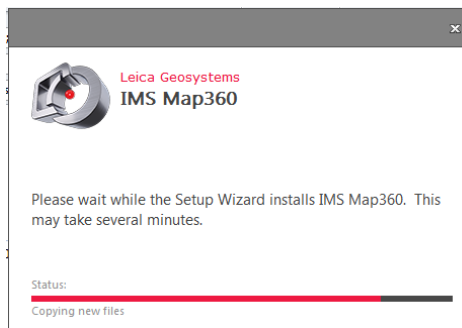
- 3.) Program pop up appears: **Checking for Updates**
- 4.) Click **Next** as shown below then download bar will show progress:



- 5.) Once download done begins install. Then need to Check box to **agree** and then click **Next**.

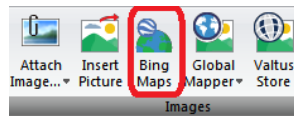


6.) Click **Install** then installation starts and may take a few moments and when done click **Finish**:



Version 1.3 New Tool buttons under **Draw** tab:

Analysis:



Import/Export > Images:

NOTE: You may need to call 800-661-3312 or email register@microsurvey.com to activate **BING MAPS** on your USB key.

If the new tools above do not appear you may need to **reset your PROFILE**. Instructions how to do this are found here: <http://ims.microsurvey.com/index.php?Knowledgebase/Article/View/67/11/menus-dont-appear-for-ims-13>

Make sure you have Administrator rights. If installing on an agency computer you may need to have your IT staff install for you. If you require our technical support call us at: **1-800-668-3312**

[Knowledgebase Articles and Movies](#)

ims.leica-geosystems.com