

Home Inspection Report



781 Castillo Street Santa Barbara, CA 93101

Inspection Date:

Thursday, January 16, 2014

Prepared For:

Mick Newroof & Mary Bolted

Prepared By:

CA Pro Home Inspection
781 Castillo Street
Santa Barbara, CA 93101
805-284-9437
homeinspection@kelseybray.com

Report Number:

1234

Inspector:

Kelsey Bray

Report Overview

THE HOUSE IN PERSPECTIVE

Good construction, well maintained.

CONVENTIONS USED IN THIS REPORT

SATISFACTORY - Indicates the component is functionally consistent with its original purpose but may show signs of normal wear and tear and deterioration.

MARGINAL - Indicates the component will probably require repair or replacement anytime within five years.

POOR - Indicates the component will need repair or replacement now or in the very near future.

MAJOR CONCERNS - A system or component that is considered significantly deficient or is unsafe.

SAFETY HAZARD - Denotes a condition that is unsafe and in need of prompt attention.

THE SCOPE OF THE INSPECTION

All components designated for inspection in the ASHI Standards of Practice are inspected, except as may be noted in the "Limitations of Inspection" sections within this report.

It is the goal of the inspection to put a home buyer in a better position to make a buying decision. Not all improvements will be identified during this inspection. Unexpected repairs should still be anticipated. The inspection should not be considered a guarantee or warranty of any kind.

Please refer to the pre-inspection contract for a full explanation of the scope of the inspection.

BUILDING DATA

Approximate Age: Unknown

Style: Single Family

Main Entrance Faces: North

State of Occupancy: Occupied

Weather Conditions: Sunny

Recent Rain: No

Ground Cover: Dry

Receipt/Invoice

CA Pro Home Inspection
781 Castillo Street
Santa Barbara, CA 93101
805-284-9437
homeinspection@kelseybray.com

Date: Thu. Jan. 16, 2014 9:56

Inspection Number: 1234

Inspected By: Kelsey Bray

Client: Mick Newroof & Mary Bolted

| Inspection | Fee |
|-------------------|------------|
| Base Fee | \$450.00 |

| | |
|--------------|-----------------|
| Total | \$450.00 |
|--------------|-----------------|

Check Cash Credit Card xxx-xxx-xxx

Grounds

Service Walks

- None Not Visible
Material Concrete Flagstone Gravel Brick
Condition Satisfactory Marginal Poor Trip hazard Typical cracks Pitched towards home
 Settling cracks Public sidewalk needs repair

Driveway/Parking

- None Not Visible
Material Concrete Asphalt Gravel/Dirt Brick
Condition Satisfactory Marginal Poor Settling Cracks Typical cracks Pitched towards home
 Trip hazard Fill cracks and seal
Comments Recommend sealing gap between driveway and home. Keep driveway drains cleared of debris.

Porch

- None Not Visible
Condition Satisfactory Marginal Poor Railing/Balusters recommended
Support Pier Concrete Wood
Floor Satisfactory Marginal Poor Safety Hazard

Stoops/Steps

- None
Material Concrete Wood Railing/Balusters recommended
Condition Satisfactory Marginal Poor Safety Hazard Uneven risers Rotted/Damaged Cracked
 Settled
Comments Minor settling Steps were slightly settled, but in usable condition.

Patio

- None
Material Concrete Flagstone Kool-Deck Brick
Condition Satisfactory Marginal Poor Settling cracks Trip hazard
 Pitched towards home (see remarks) Drainage provided Typical cracks
Comments

Deck/Balcony

- None Not Visible
Material Wood Metal Composite Railing/Balusters recommended
Condition Satisfactory Marginal Poor Wood in contact with soil
Finish Treated Painted/Stained Safety Hazard Improper attachment to house Railing loose
Comments Ballast 4" good Railing recommend on steps - SAFETY CONCERN. Railings recommended for deck. Balusters loose - SAFETY CONCERN.

Deck/Patio/Porch Covers

- None
Condition Satisfactory Marginal Poor Posts/Supports need Repair Earth to wood contact
 Moisture/Insect damage
Recommend Metal Straps/Bolts/Nails/Flashing Improper attachment to house

Landscaping affecting foundation

- N/A
Negative Grade East West North South Satisfactory Recommend additional backfill
 Recommend window wells/covers Trim back trees/shrubberies
 Wood in contact with/improper clearance to soil
Comments Tree foliage should not be touching structure- trim.

Grounds


Retaining wall

- Material** None
 Brick Concrete Concrete block Railroad ties Timbers
- Condition** Satisfactory Marginal Poor Safety Hazard Leaning/cracked/bowed
 Drainage holes recommended
- Comments** Over 6' get professional opinion


Hose bibs

- Condition** N/A
 Satisfactory Marginal Poor No anti-siphon valve Recommend Anti-siphon valve
- Operable** Yes No Not Tested Not On

Grounds Photos



Grounds Photos



Roof

Roof Visibility

None All Partial

Comments Good condition only one layer shingles

Inspected From

Roof Ladder at eaves Ground With Binoculars

Style of Roof

Type Gable Hip Mansard Shed Flat

Pitch Low Medium Steep Flat

Roof #1 Type: Roll asphalt Layers: 2+ Layers Age: Location:

Roof #2 Type: Layers: Age: Location:

Roof #3 Type: Layers: Age: Location:

Comments Satisfactory

Ventilation System

Not Present

Type Soffit Ridge Gable Roof Turbine Powered

Comments Recommend additional ventilation

Flashing

Material Not Visible Galv/Alum Asphalt Copper Foam Rubber Lead

Condition Not Visible Satisfactory Marginal Poor Rusted Missing Separated from chimney/roof

Recommend Sealing

Valleys

N/A

Material Not Visible Galv/Alum Asphalt Lead Copper

Condition Not Visible Satisfactory Marginal Poor Holes Rusted Recommend Sealing

Condition of Roof Coverings

Roof #1 Satisfactory Marginal Poor

Roof #2 Satisfactory Marginal Poor

Roof #3 Satisfactory Marginal Poor

Condition Curling Cracking Ponding Burn Spots Broken/Loose Tiles/Shingles Nail popping

Granules missing Alligating Blistering Missing Tabs/Shingles/Tiles Moss buildup

Exposed felt Cupping Incomplete/Improper Nailing Recommend roofer evaluate

Evidence of Leakage

Comments Roof was showing normal wear, but was in overall adequate condition.

Plumbing Vents

Not Visible Not Present

Condition Satisfactory Marginal Poor

Roof Photos



Exterior

Chimney(s)

- None Location(s):
- Viewed From** Roof Ladder at eaves Ground (Inspection Limited) With Binoculars
- Rain Cap/Spark Arrestor** Yes No Recommended
- Chase** Brick Stone Metal Blocks Framed
- Evidence of Flue** Holes in metal Cracked chimney cap Loose mortar joints Flaking Loose brick Rust
- Evidence of** Tile Metal Unlined Not Visible
- Scaling Cracks Creosote Not evaluated Have flue(s) cleaned and re-evaluated
- Recommend Cricket/Saddle/Flashing
- Condition** Satisfactory Marginal Poor Recommend Repair

Gutters/Scuppers/Eavestrough

- None
- Condition** Satisfactory Marginal Poor Rusting Downspouts needed Recommend repair/replace
- Needs to be cleaned
- Material** Copper Vinyl/Plastic Galvanized/Aluminum
- Leaking** Corners Joints Hole in main run
- Attachment** Loose Missing spikes Improperly sloped
- Extension needed** North South East West
- Comments** Insides of gutters are full of debris and need to be cleaned out. Maintain downspout discharge away from the house. Gutters are leaking at the seams - recommend repair and/or replacement as needed.

Siding

- Material** Stone Slate Block/Brick Fiberboard Fiber-cement Stucco EIFS* Not Inspected
- Asphalt Wood Metal/Vinyl Typical cracks Peeling paint Monitor Wood rot
- Loose/Missing/Holes
- Condition** Satisfactory Marginal Poor Recommend repair/painting
- Comments** Siding appeared to be all intact and in overall satisfactory condition.
Siding too close to soil

Trim

- Material** Wood Fiberboard Aluminum/Steel Vinyl Stucco Recommend repair/painting
- Damaged wood
- Condition** Satisfactory Marginal Poor

Soffit

- None
- Material** Wood Fiberboard Aluminum/Steel Vinyl Stucco Recommend repair/painting
- Damaged wood
- Condition** Satisfactory Marginal Poor

Fascia

- None
- Material** Wood Fiberboard Aluminum/Steel Vinyl Stucco Recommend repair/painting
- Damaged wood
- Condition** Satisfactory Marginal Poor
- Comments** Fascia rotted/damaged, repair as needed.

Flashing

- None
- Material** Wood Fiberboard Aluminum/Steel Vinyl Stucco Recommend repair/painting
- Damaged wood
- Condition** Satisfactory Marginal Poor
- Comments** Drip edge flashing at eaves improperly installed, repair as needed.

Exterior

Caulking

- None
Condition Satisfactory Marginal Poor
 Recommend around windows/doors/masonry ledges/corners/utility penetrations

Windows/Screens

- Condition** Satisfactory Recommend repair/replace damaged screens Failed/fogged insulated glass Marginal
 Poor Wood rot Recommend repair/painting
Material Wood Metal Vinyl Aluminum/Vinyl clad
Screens Torn Bent Not installed
Comments Some screens are torn.

Storms Windows

- None Not installed Condition:
Condition Satisfactory Broken/cracked Wood rot Recommend repair/painting
Material Wood Clad comb. Wood/Metal comb. Metal
Putty Satisfactory Needed N/A

Slab-On-Grade/Foundation

- Foundation Wall** Concrete block Poured concrete Post-Tensioned concrete Not Visible
Condition Satisfactory Marginal Monitor Have Evaluated Not Evaluated
Concrete Slab N/A Not Visible Satisfactory Marginal Monitor Have Evaluated
Comments Foundation (stem) wall contains typical cracks.

Service Entry

- Underground Overhead Weather head/mast needs repair Overhead wires too low
 Condition: Satisfactory Marginal Poor
Exterior receptacles Yes No Operable: Yes No Condition: Satisfactory Marginal Poor
GFCI present Yes No Operable: Yes No Safety Hazard Reverse polarity Open ground(s)
 Recommend GFCI Receptacles
Comments Overhead wires damaged, recommend seller contact utility company for repairs.

Building(s) Exterior Wall Construction

- Type** Not Visible Framed Masonry
Condition Not Visible Satisfactory Marginal Poor
Comments Building structure (walls) leaning, recommend contractor evaluate and repair as needed.

Exterior Doors

- Main Entrance** N/A Weather stripping: Satisfactory Marginal Poor Missing Replace
 Door condition: Satisfactory Marginal Poor
Patio N/A Weather stripping: Satisfactory Marginal Poor Missing Replace
 Door condition: Satisfactory Marginal Poor
Rear door N/A Weather stripping: Satisfactory Marginal Poor Missing Replace
 Door condition: Satisfactory Marginal Poor
Other door N/A Weather stripping: Satisfactory Marginal Poor Missing Replace
 Door condition: Satisfactory Marginal Poor
Comments Add weather stripping

Exterior

Exterior A/C - Heatpump #1

Unit #1 N/A Location: Brand: Model #: Serial # Approximate Age:
Condition Satisfactory Marginal Poor Cabinet/housing rusted
Energy source Electric Gas
Unit type Air cooled Water cooled Geothermal Heat pump
Outside Disconnect Yes No Maximum fuse/breaker rating (amps) Fuses/Breakers installed (amps)
 Improperly sized fuses/breakers
Level Yes No Recommend re-level unit
Condenser Fins Damaged Need cleaning Damaged base/pad Damaged Refrigerant Line
Improper Clearance (air flow) Yes No

Exterior A/C - Heatpump #2

Unit #2 N/A Location: Brand: Model #: Serial # Approx. Age:
Energy source Electric Gas
Unit type Air cooled Water cooled Geothermal Heat pump
Outside Disconnect Yes No Maximum fuse/breaker rating (amps) Fuses/Breakers installed (amps)
 Improperly sized fuses/breakers
Level Yes No Recommend re-level unit
Condenser Fins Damaged Need cleaning Damaged base/pad Damaged Refrigerant Line
Insulation Yes No Replace
Condition Satisfactory Marginal Poor Cabinet/housing rusted
Improper Clearance (air flow) Yes No

Exterior Photos



Not a fix, just best for down pipe to have elbow to divert water away from house. However there is a good slab and grade profile here.



Garage/Carport

Type

None Attached Detached 1-Car 2-Car 3-Car 4-Car

Automatic Opener

Yes No Operable Inoperable

Comments Emergency release rope missing, potential safety hazard.

Safety Reverse

Operable Not Operable Need(s) adjusting Safety hazard Photo eyes and pressure reverse tested

Comments Electric eyes not aligned, door will not close completely. Adjust as needed.

Roofing

Material Same as house Type: Approx. age Approx. layers

Gutters/Eavestrough

Condition Satisfactory Marginal Poor Same as house

Siding

N/A

Material Same as house Wood Metal Vinyl Stucco Masonry Slate Fiberboard

Condition Satisfactory Marginal Poor Recommend repair/replace Recommend painting

Trim

N/A

Material Same as house Wood Aluminum Vinyl

Condition Satisfactory Marginal Poor Recommend repair/replace Recommend painting

Floor

Material Concrete Gravel Asphalt Dirt

Condition Satisfactory Typical cracks Large settling cracks Recommend evaluation/repair Safety hazard

Burners less than 18" above floor N/A Yes No

Comments Garage floor has typical cracks.

Sill Plates

Not Visible Floor level Elevated Rotted/Damaged Recommend repair

Comments Ok condition

Overhead Door(s)

N/A

Material Wood Fiberglass Masonite Metal Recommend repair

Condition Satisfactory Marginal Poor Hardware loose Safety Cable Recommended

Weatherstripping missing/damaged Loose/missing

Recommend Priming/Painting Inside & Edges Yes No

Exterior Service Door

None

Condition Satisfactory Marginal Poor Damaged/Rusted

Garage/Carport

Electrical Receptacles

- N/A Not Visible
Reverse polarity Yes No
Open ground Yes No Safety Hazard
GFCI Present Yes No Operable: Yes No Handyman/extension cord wiring
 Recommend GFCI Receptacles


Fire Separation Walls & Ceiling

- N/A Present Missing
Condition Satisfactory Recommend repair Holes walls/ceiling Safety hazard(s)
Moisture Stains Present Yes No
Typical Cracks Yes No
Fire door Not verifiable Not a fire door Needs repair Satisfactory
Auto closure N/A Satisfactory Inoperative Missing
Comments Firewall between garage and living area not present - Potential Safety Hazard

Garage/Carport Photos



Very minor slab cracking



Correct sensor positioning



Door motor does have working safety chain

Kitchen

Countertops

Satisfactory Marginal Recommend repair/caulking
Comments Benefit from regrout

Cabinets

Satisfactory Marginal Recommend repair/adjustment
Comments Cabinets have normal wear.

Plumbing

Faucet Leaks Yes No
Pipes leak/corroded Yes No
Sink/Faucet Satisfactory Corroded Chipped Cracked Recommend repair
Functional drainage Satisfactory Marginal Poor
Functional flow Satisfactory Marginal Poor

Walls & Ceiling

Condition Satisfactory Marginal Poor Typical cracks Moisture stains

Heating/Cooling Source

Yes No

Floor

Condition Satisfactory Marginal Poor Sloping Squeaks

Appliances

Disposal N/A Not tested Operable: Yes No
Oven N/A Not tested Operable: Yes No
Range N/A Not tested Operable: Yes No
Dishwasher N/A Not tested Operable: Yes No
Trash Compactor N/A Not tested Operable: Yes No
Exhaust fan N/A Not tested Operable: Yes No
Refrigerator N/A Not tested Operable: Yes No
Microwave N/A Not tested Operable: Yes No
Other Operable: Yes No
Dishwasher airgap Yes No
Dishwasher drain line looped Yes No
Receptacles present Yes No Operable: Yes No
GFCI Yes No Operable: Yes No Recommend GFCI Receptacles: Yes No
 Potential Safety Hazard(s)
Open ground/Reverse polarity: Yes No Potential Safety Hazard
Comments Appliances only tested for operation, working or not. Quality or extent of operation not part of testing.

Kitchen Photos



Laundry Room

Laundry

- Laundry sink** N/A
Faucet leaks Yes No
Pipes leak Yes No Not Visible
Cross connections Yes No Potential Safety Hazard
Heat source present Yes No
Room vented Yes No
Dryer vented N/A Wall Ceiling Floor Not vented Plastic dryer vent not recommended
 Not vented to exterior Recommend repair Safety hazard
Electrical Open ground/reverse polarity: Yes No Safety hazard
GFCI present Yes No Operable: Yes No Recommend GFCI Receptacles
Appliances Washer Dryer Water heater Furnace/Boiler
Washer hook-up lines/valves Satisfactory Leaking Corroded Not Visible
Gas shut-off valve N/A Yes No Cap Needed Safety hazard Not Visible
Comments Washing machine should not be plugged into a GFCI.

Laundry Room Photos



Bathroom

Bath

Location Master bath
Sinks Faucet leaks: Yes No Pipes leak: Yes No
Tubs N/A Faucet leaks: Yes No Pipes leak: Yes No Not Visible
Showers N/A Faucet leaks: Yes No Pipes leak: Yes No Not Visible
Toilet Bowl loose: Yes No Operable: Yes No Cracked bowl Toilet leaks
Whirlpool Yes No Operable: Yes No Not tested No access door
Shower/Tub area Ceramic/Plastic Fiberglass Masonite
 Condition: Satisfactory Marginal Poor Rooted floors Caulk/Grouting needed: Yes No
 Where: floor
Drainage Satisfactory Marginal Poor
Water flow Satisfactory Marginal Poor
Moisture stains present Yes No Walls Ceilings Cabinetry
Doors Satisfactory Marginal Poor
Window None Satisfactory Marginal Poor
Receptacles present Yes No Operable: Yes No
GFCI Yes No Recommend GFCI Operable: Yes No
Open ground/Reverse polarity Yes No Potential Safety Hazard Recommend GFCI Receptacles
Heat source present Yes No
Exhaust fan Yes No Operable: Yes No Noisy
Comments Area needs caulking/grouting. Moisture stains present. Exhaust fan was not operating.

Bathroom Photos



Room

Room

Location: First floor Type: BEDROOM Unit #:

- Walls & Ceiling** Satisfactory Marginal Poor Typical cracks Damage
Moisture stains Yes No Where:
Floor Satisfactory Marginal Poor Squeaks Slopes Tripping hazard
Ceiling fan None Satisfactory Marginal Poor Recommend repair/replace
Electrical Operable: Yes No Switches: Yes No Operable Receptacles: Yes No Operable
 Open ground/Reverse polarity: Yes No Safety hazard Cover plates missing
Heating source present Yes No Holes: Doors Walls Ceilings
Bedroom Egress restricted N/A Yes No
Doors Satisfactory Marginal Poor Cracked glass Evidence of leaking insulated glass
 Broken/Missing hardware
Windows Satisfactory Marginal Poor Cracked glass Evidence of leaking insulated glass
 Broken/Missing hardware

Interior

Fireplace

- None Location(s):
- Type** Gas Wood Solid fuel burning stove Electric Ventless
- Material** Masonry Metal (pre-fabricated) Metal insert Cast Iron
- Miscellaneous** Blower built-in Operable: Yes No Damper operable: Yes No
- Open joints or cracks in firebrick/panels should be sealed Fireplace doors need repair
- Damper modified for gas operation** N/A Yes No Damper missing
- Hearth extension adequate** Yes No
- Mantel** N/A Secure Loose Recommend repair/replace
- Physical condition** Satisfactory Marginal Poor Recommend having flue cleaned and re-examined
- Not evaluated

Stairs/Steps/Balconies

- None Satisfactory Marginal Poor Loose/Missing
- Handrail** Satisfactory Marginal Poor Safety hazard Hand Rail/Railing/Balusters recommended
- Risers/Treads** Satisfactory Marginal Poor Risers/Treads uneven Trip hazard


Smoke/Carbon Monoxide detectors

- Present** Smoke detector: Operable: Yes No Not tested Recommend additional
- CO detector: Operable: Yes No Not tested Recommend additional
- Comments** Change smoke detectors every 6 months.

Attic/Structure/Framing/Insulation

- N/A
- Access** Stairs Pulldown Scuttlehole/Hatch No Access
- Inspected from** Access panel In the attic Other
- Location** Hallway Bedroom Closet Garage Other
- Access limited by**
- Flooring** Complete Partial None
- Insulation** Fiberglass Batts Loose Cellulose Foam Other Vermiculite Rock wool Depth
- Recommend baffles at eaves Damaged Displaced Missing Compressed
- Installed in** Rafters/Trusses Walls Between ceiling joists Underside of roof deck Not Visible
- Recommend additional insulation
- Vapor barriers** Kraft/foil faced Plastic sheeting Not Visible Improperly installed
- Ventilation** Ventilation appears adequate Recommend additional ventilation
- Fans exhausted to** Attic: Yes No Recommend repair Outside: Yes No Not Visible
- HVAC Duct** N/A Satisfactory Damaged Split Disconnected Leaking Repair/Replace
- Recommend Insulation
- Chimney chase** N/A Satisfactory Needs repair Not Visible
- Structural problems observed** Yes No Recommend repair Recommend structural engineer
- Roof structure** Rafters Trusses Wood Metal Collar ties Purlins Knee wall Not Visible
- Ceiling joists** Wood Metal Not Visible
- Sheathing** Plywood OSB Planking Rotted Stained Delaminated
- Evidence of condensation** Yes No
- Evidence of moisture** Yes No
- Evidence of leaking** Yes No
- Firewall between units** N/A Yes No Needs repair/sealing
- Electrical** Open junction box(es) Handyman wiring Visible knob-and-tube

Interior Photos



Crawl Space

Crawl space

N/A Full crawlspace Combination basement/crawl space/slab

Conditioned (heated/cooled) Yes No

Comments .

Access

Exterior Interior hatch/door Via basement No access

Inspected from Access panel In the crawl space

Foundation walls

Condition Satisfactory Marginal Have Evaluated Monitor Cracks Movement

Material Concrete block Poured concrete Stone ICF Wood Brick

Floor

Concrete Gravel Dirt Typical cracks Not Visible Vapor barrier present

Seismic bolts

N/A None visible Appear satisfactory Recommed evaluation

Drainage

Sump pump Yes No Operable: Yes No Pump not tested

Standing water Yes No Not Visible

Evidence of moisture damage Yes No

Ventilation

N/A Wall vents Power vents None apparent Additional ventilation recommended
 Evidence of moisture damage

Girders/Beams/Columns

Steel Wood Masonry Not Visible Sagging/Altered

Condition Satisfactory Marginal Poor

Comments Girders do not appear to be adequate for structure - recommend further evaluation by a qualified contractor or a licensed structural engineer.

Joists

Material Wood Steel Truss Not Visible 2x8 2x10 2x12 Engineered I-Type

Sagging/Altered joists

Condition Satisfactory Marginal Poor

Comments Floor joists have some cracking present - re-support as necessary.

Subfloor

Not Visible Indication of moisture stains/rotting

Insulation

None Type:

Location Walls Between floor joists

Vapor barrier

Yes No Kraft/foil faced Plastic Not Visible Improperly installed

Comments .

Plumbing

Water service

Main shut-off location: Outside at curbside

Water entry piping Not Visible Copper/Galv. PVC Plastic CPVC Plastic Polybutylene Plastic
 PEX Plastic Lead

Lead other than solder joints Yes No Unknown Service entry

Visible water distribution piping Copper Galvanized PVC Plastic CPVC Plastic Polybutylene Plastic
 PEX Plastic

Condition Satisfactory Marginal Poor

Flow Satisfactory Marginal Poor Water pressure over 80 psi Recommend plumber evaluate
 Recommend pressure regulator box

Pipes Supply/Drain Corroded Leaking Valves broken/missing Dissimilar metal

Cross connection: Yes No Safety Hazard

Drain/Waste/Vent pipe Copper Cast iron Galvanized PVC ABS Brass Polyethylene

Condition Satisfactory Marginal Poor

Support/Insulation N/A Type:

Traps proper P-Type Yes No P-traps recommended

Drainage Satisfactory Marginal Poor

Interior fuel storage system N/A Yes No Leaking: Yes No

Fuel line N/A Copper Brass Black iron Stainless steel CSST Not Visible

Condition Satisfactory Marginal Poor Recommend plumber evaluate

Comments .

Main fuel shut-off location

N/A

Well pump

N/A Submersible In basement Well house Well pit Shared well

Pressure gauge operable Yes No Well pressure Not Visible

Sanitary/Grinder pump

N/A Sealed crock: Yes No Check valve: Yes No Shut-off valve: Yes No

Vented Yes No Operable: Yes No

Water heater #1

N/A Brand Name: Rheem Serial # 2346546776 Capacity: 30 30 Approx. age: 5-10+

Type Gas Electric Oil LP

Combustion air venting present Yes No N/A

Seismic restraints needed Yes No N/A

Relief valve Yes No Extension proper: Yes No Missing Recommend repair Improper material

Vent pipe N/A Satisfactory Pitch proper Improper Rusted Recommend repair

Condition Satisfactory Marginal Poor

Water heater #2

N/A Brand Name: Serial # Capacity: Approx. age:

Type Gas Electric Oil LP

Combustion air venting present Yes No N/A

Seismic restraints needed Yes No N/A

Relief valve Yes No Extension proper: Yes No Missing Recommend repair Improper material

Vent pipe N/A Satisfactory Pitch proper Improper Rusted Recommend repair

Condition Satisfactory Marginal Poor

Plumbing

Water softener

N/A Present

Loop installed Yes No

Plumbing hooked up Yes No

Plumbing leaking Yes No

Plumbing Photos



Instant hot water system <5 years old

Heating System

Heating system

Unit #1 Brand name: Carrier Approx. age: 25+ Unknown Model #: ryant Serial # 23443554566

Energy source Gas LP Oil Electric Solid fuel

Warm air system Belt drive Direct drive Gravity Central system Floor/wall unit

Heat exchanger N/A Sealed Not Visible Visual w/mirror Flame distortion Rusted
 Carbon/soot buildup

Carbon monoxide N/A Detected at plenum Detected at register Not tested

CO test Tester: TIFF 8800

Combustion air venting present N/A Yes No

Controls Disconnect: Yes No Normal operating and safety controls observed

Distribution Metal duct Insulated flex duct Cold air returns Duct board Asbestos-like wrap
 Safety Hazard

Flue piping N/A Satisfactory Rusted Improper slope Safety hazard Recommend repair/replace

Filter Standard Electrostatic Satisfactory Needs cleaning/replacement Missing
 Electronic (not tested)

When turned on by thermostat Fired Did not fire Proper operation: Yes No Not tested

Heat pump N/A Supplemental electric Supplemental gas

Sub-slab ducts N/A Satisfactory Marginal Poor Water/Sand Observed: Yes No

#1 - System condition Satisfactory Marginal Poor Recommended HVAC technician examine

#2 - System condition Satisfactory Marginal Poor Recommended HVAC technician examine

System not operated due to Exterior temperature

Comments Furnace was in normal working order at the time of the inspection. Furnace was marginal and aging, unit was nearing end of its useful life. Furnace was older and inefficient, recommend budgeting for new furnace. Heat exchanger had some heavy rusting and corrosion - in need of servicing. H.E.P.A.-paper type filter should be changed once a year.

Boiler system

N/A Brand name: Approx. age: Model #: Serial #

Energy source Gas LP Oil Electric Solid fuel

Distribution Hot water Baseboard Steam Radiator Radiant floor

Circulator Pump Gravity Multiple zones

Controls Temp/pressure gauge exist: Yes No Operable: Yes No

Oil fired units Disconnect: Yes No

Combustion air venting present Yes No N/A

Relief valve Yes No Missing Extension proper: Yes No Recommend repair/replace

Operated When turned on by thermostat: Fired Did not fire

Operation Satisfactory: Yes No Recommend HVAC technician examine before closing

Other systems

N/A Electric baseboard Radiant ceiling cable Gas space heater Solid fuel burning stove

Proper operation Yes No

System condition Satisfactory Marginal Poor Recommend HVAC Technician Examine

Electric/Cooling System

Main panel

Location: Hallway

Condition Satisfactory Marginal Poor

Adequate Clearance to Panel Yes No

Amperage/Voltage Unknown 60a 100a 150a 200a 400a 120v/240v

Breakers/Fuses Breakers Fuses

Appears grounded Yes No Not Visible

GFCI breaker Yes No Operable: Yes No

AFCI breaker Yes No Operable: Yes No Not Tested

Main wire Copper Aluminum Not Visible Double tapping of the main wire

Condition: Satisfactory Marginal Poor

Branch wire Copper Aluminum Solid Branch Aluminum Wiring Not Visible Safety Hazard

Branch wire condition Satisfactory Poor Recommend electrician evaluate/repair Romex BX cable

Conduit Knob/Tube Double tapping Wires undersized/oversized breaker/fuse

Panel not accessible Not evaluated Reason:

Comments Panel was full and may need to be upgraded for future needs. Branch breaker distribution appeared minimal and may require added circuits. Some homeowner wiring was visible recommend licensed electrician repair and/or replace as necessary.

Sub panel(s)

None apparent Location 1: Location 2: Location 3: Panel not accessible Not evaluated Reason:

Branch wire Copper Aluminum Safety hazard Neutral/ground separated: Yes No

Neutral isolated: Yes No

Condition Satisfactory Marginal Poor Recommend separating/isolating neutrals

Recommend electrician repair/evaluate box

Electric/Cooling System Photos



Report Summary

Items Not Operating

Water softener does not appear to be operating.

Major Concerns

Item(s) that have failed or have potential of failing soon.

Railing recommend on steps - SAFETY CONCERN. Recommend moving the balusters closer together - safety concern for small children. Balusters loose - SAFETY CONCERN.

Building structure (walls) leaning, recommend contractor evaluate and repair as needed.

Girders do not appear to be adequate for structure - recommend further evaluation by a qualified contractor or a licensed structural engineer.

Floor joists have some cracking present - re-support as necessary.

Potential Safety Hazards

Railing recommend on steps - SAFETY CONCERN. Recommend moving the balusters closer together - safety concern for small children. Balusters loose - SAFETY CONCERN.

Overhead wires damaged, recommend seller contact utility company for repairs.

Emergency release rope missing in garage, potential safety hazard.

Electric eyes not aligned, door will not close completely. Adjust as needed.

Firewall between garage and living area not present - Potential Safety Hazard

Washing machine should not be plugged into a GFCI.

Girders do not appear to be adequate for structure - recommend further evaluation by a qualified contractor or a licensed structural engineer.

Floor joists have some cracking present - re-support as necessary.

Deferred Cost Items

Items that have reached or are reaching their normal life expectancy or show indications that they may require repair or replacement anytime during the next five (5) years.

Roofing= 2+ Layers Ponding may cause damage.

Gutters were incorrectly pitched, with standing water, and in need of correction.

Maintain downspout discharge away from the house.

Fascia rotted/damaged, repair as needed.

Some screens are torn.

Furnace was marginal and aging, unit was nearing end of its useful life.

Panel was full and may need to be upgraded for future needs.

Grounds Remarks

SERVICE WALKS/DRIVEWAYS

Spalling concrete cannot be patched with concrete because the new will not bond with the old. Water will freeze between the two layers, or the concrete will break up from movement or wear. Replacement of the damaged section is recommended. Walks or driveways that are close to the property should be properly pitched away to direct water away from the foundation. Asphalt driveways should be kept sealed and larger cracks filled so as to prevent damage from frost.

PATIOS

Patios that have settled towards the structure should be mudjacked or replaced to assure proper pitch. Improperly pitched patios are one source of wet basements/crawlspaces.

EXTERIOR WOOD SURFACES

All surfaces of untreated wood need regular applications of paint or special chemicals to resist damage. Porch or deck columns and fence posts which are buried in the ground and made of untreated wood will become damaged within a year or two.

Decks should always be nailed with galvanized, stainless steel or aluminum nails. Decks that are not painted or stained should be treated with a water sealer.

GRADING AND DRAINAGE

Any system of grading or landscaping that creates positive drainage (moving water away from the foundation walls) will help to keep a basement and crawlspace dry. Where negative grade exists and additional backfill is suggested, it may require digging out around the property to get a proper pitch. Dirt shall be approximately 6" below the bottom sill and should not touch wood surfaces.

Flower beds, loose mulched areas, railroad ties and other such landscaping items close to the foundation trap moisture and contribute to wet basements. To establish a positive grade, a proper slope away from the house is 1" per foot for approximately 5-6 feet. Recommend ground cover planting or grass up to foundation.

ROOF AND SURFACE WATER CONTROL

Roof and surface water must be controlled to maintain a dry basement and crawlspace. This means keeping gutters cleaned out and aligned, extending downspouts, installing splashblocks, and building up the grade so that roof and surface water is diverted away from the building

WINDOW WELLS

The amount of water which enters a window well from falling rain is generally slight, but water will accumulate in window wells if the yard is improperly graded. Plastic window well covers are useful in keeping out leaves and debris.

RETAINING WALLS

Retaining walls deteriorate because of excessive pressure buildup behind them, generally due to water accumulation. Conditions can often be improved by excavating a trench behind the retaining wall and filling it with coarse gravel. Drain holes through the wall will then be able to relieve the water pressure.

Retaining walls sometime suffer from tree root pressure or from general movement of topsoil down the slope. Normally, these conditions require rebuilding the retaining wall.

RAILINGS

It is recommended that railings be installed for any stairway over 3 steps and porches over 30" for safety reasons. Balusters for porches, balconies, and stairs should be close enough to assure children cannot squeeze through.

DEFINITIONS

SATISFACTORY (Sat.) - Indicates the component is functionally consistent with its original purpose but may show signs of normal wear and tear and deterioration.

MARGINAL (Marg.) - Indicates the component will probably require repair or replacement anytime within five years.

POOR - Indicates the component will need repair or replacement now or in the very near future.

Roof Remarks

Valleys and Flashings that are covered with shingles and/or tar or any other material are considered not visible and are not part of the inspection.

Tar and Gravel Roofs - This type of covering on a pitched roof requires ongoing annual maintenance. We recommend that a roofing contractor evaluate this type of roof. Infra-red photography is best used to determine areas of potential leaks.

Flat roofs are very vulnerable to leaking. It is very important to maintain proper drainage to prevent the ponding of water. We recommend that a roofing contractor evaluate this type of roof.

| ROOF TYPE | LIFE EXPECTANCY | SPECIAL REMARKS |
|--|------------------|---|
| Asphalt Shingles | 15-20 years | Used on nearly 80% of all residential roofs requires little maintenance. |
| Asphalt Multi-Thickness Shingles* | 20-30 years | Heavier and more durable than regular asphalt shingles. |
| Asphalt Interlocking Shingles* | 15-25 years | Especially good in high-wind areas. |
| Asphalt Rolls | 10 years | Used on low slope roofs. |
| Built-up Roofing | 10-20 years | Used on low slope roofs, 2 to 3 times as costly as asphalt shingles. |
| Wood Shingles* | 10-40 years** | Treat with preservative every 5 years to prevent decay. |
| Clay Tiles* | 20 + years | Durable, fireproof, but not watertight, requiring a good subsurface base. |
| Cement Tiles* | 20 + years | Durable, fireproof, but not watertight, requiring a good subsurface base. |
| Slate Shingles* | 30-100 years *** | Extremely durable, but brittle and expensive. |
| Asbestos Cement Shingles* | 30-75 years | Durable, but brittle and difficult to repair. |
| Metal Roofing | 15-40 + years | Comes in sheets & shingles; should be well grounded for protection from lightning certain metals must be painted. |
| Single Ply | 15-25 years | New material; not yet passed test of time. |
| Membrane (mfr's claim) Polyurethane with Elastomeric Coating | 5-10 years** | Used on low slope roofs. |

* Not recommended for use on low slope roof

** Depending on local conditions and proper installation

*** Depending on quality of slate

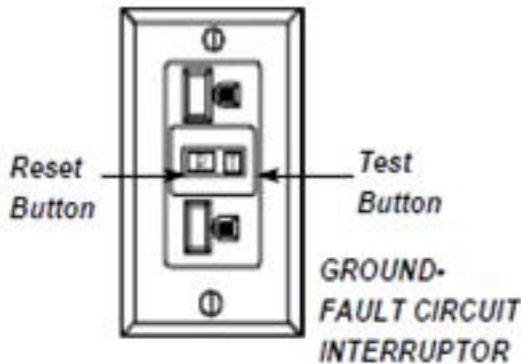
Roof coverings should be visually checked in the spring and fall for any visible missing shingles, damaged coverings or other defects. Before re-roofing, the underside of the roof structure and roof sheathing should be inspected to determine that the roof structure can support the additional weight of the shingles.

Wood shakes and shingles will vary in aging, due to the quality of the material, installation, maintenance, and surrounding shade trees. Ventilation and drying of the wood material is critical in extending the life expectancy of the wood. Commercial preservatives are available on the market, which could be applied to wood to impede deterioration.

Exterior Remarks

Every effort has been made to evaluate the size of the service. Three wires going into the home indicate 240 volts. The total amperage can be difficult to determine. We highly recommend that ground fault circuit interrupters (G.F.C.I.) be connected to all outlets around water. This device automatically shuts the circuit off when it senses a current leak to ground. This device can be purchased in most hardware stores. G.F.C.I.'s are recommended by all outlets located near water, outside outlets, or garage outlets. Pool outlets should also be protected with a G.F.C.I.

See diagram below:



If you do have G.F.C.I.'s, it is recommended that you test (and reset) them monthly. When you push the test button, the reset button should pop out, shutting off the circuit. If it doesn't, the breaker is not working properly. If you don't test them once a month, the breakers have a tendency to stick and may not protect you when needed.

Knob and tube wiring found in older homes should be checked by an electrician to insure that the wire cover is in good condition. Under no circumstances should this wire be covered with insulation. Recess light fixtures should have a baffle around them so that they are not covered with insulation. The newer recessed fixtures will shut off if they overheat. (no representation is made as to proper recess lighting fixtures).

Federal Pacific Stab-Lok Electrical® panels may be unsafe. See www.google.com (Federal Pacific)

Aluminum wiring in general lighting circuits has a history of overheating, with the potential of a fire. If this type of wiring exists, a licensed electrical contractor should examine the whole system.

ARC FAULTS

In some areas arc faults are required for bedrooms in new homes starting in 2002. In some areas arc Faults are required for all 120 Volt circuits that are not GFCI protected in new homes starting in 2009. Upgrade as desired for enhanced safety.

REVERSE POLARITY

A common problem that surfaces in many homes is reverse polarity. This is a potentially hazardous situation in which the hot and neutral wires of a circuit are reversed at the outlet, thereby allowing the appliance to incorrectly be connected. This is an inexpensive item to correct.

Each receptacle has a brass and silver screw. The black wire should be wired to the brass screw and the white wire should go to the silver screw. When these wires are switched, this is called "Reverse polarity". Turning off the power and switching these wires will correct the problem.

Main service wiring for housing is typically 240 volts. The minimum capacity for newer homes is 100 amps though many older homes still have 60 amp service. Larger homes or all electric homes will likely have a 200 amp service.

Main service wiring may be protected by one or more circuit breakers or fuses. While most areas allow up to six main turnoffs, expanding from these panels is generally not allowed.

COOLING

Testing A/C System and Heat Pump- The circuit breakers to A/C should be on for a minimum of 24 hours and the outside temperature at least 60 degrees for the past 24 hours or an A/C system cannot be operated without possible damage to the compressor. Check the instructions in your A/C manual or on the outside compressor before starting up in the summer. Heat pump can only be tested in the mode it's running in. Outside temperature should be at least 65 for the past 24 hours to run in cooling mode.

Temperature differential, between 14 -22 , is usually acceptable. If out of this range, have an HVAC contractor examine it. It is not always feasible to do a differential test due to high humidity, low outside temperature, etc.

A/C CONDENSER COIL They should not become overgrown with foliage. Clearance requirements vary, but 2 feet on all sides should be considered minimal with up to 6 feet of air discharge desirable. If a clothes dryer vent is within five to ten feet, either relocate the vent or do not run when the A/C is running. The lint will quickly reduce the efficiency of the A/C unit.

Exterior Remarks

CHIMNEYS

Chimneys built of masonry will eventually need tuckpointing. A cracked chimney top that allows water and carbonic acid to get behind the surface brick/stone will accelerate the deterioration. Moisture will also deteriorate the clay flue liner. Periodic chimney cleaning will keep you apprised of the chimneys condition. The flashing around the chimney may need resealing and should be inspected every year or two. Fireplace chimneys should be inspected and evaluated by a chimney professional before using. Chimneys must be adequate height for proper drafting. Spark arrestors are recommended for a wood burning chimney, and chimney caps for fossil fuels. Unlined Chimney - should be re-evaluated by a chimney technician. Have flue cleaned and re-evaluated. The flue lining is covered with soot or creosote and no representation can be made as to the condition.

NOT EVALUATED

The flue was not evaluated due to inaccessibility such as roof pitch, cap, cleanout not accessible, etc.

CRICKET FLASHING

Small, sloped structure made of metal and designed to drain moisture away from a chimney. Usually placed at the back of a chimney.

GUTTERS AND DOWNSPOUTS

This is an extremely important element in basement/crawlspace dampness control. Keep gutters clean and downspout extensions in place (4 or more). Paint the inside of galvanized gutters, which will extend the life. Shortly after a rain or thaw in winter, look for leaks at seams in the gutters. These can be recaulked before they cause damage to fascia or soffit boards. If no gutters exist, it is recommended that they be added.

SIDING

Wood siding should not come in contact with the ground. The moisture will cause rotting to take place and can attract carpenter ants. See page 34 for siding that have known problems, but are not always recognizable. Brick and stone veneer must be monitored for loose or missing mortar. Some brick and stone are susceptible to spalling. This can be caused when moisture is trapped and a freeze/thaw situation occurs. There are products on the market that can be used to seal out the moisture. This holds true for brick and stone chimneys also. Metal siding will dent and scratch. Oxidation is a normal reaction in aluminum. There are good cleaners on the market and it is recommended that they be used occasionally. Metal siding can be painted.

EIFS

This type of siding is a synthetic stucco and has experienced serious problems. It requires a certified EIFS inspector to determine condition.

DOORS AND WINDOWS

These can waste an enormous amount of energy. Maintain the caulking around the frames on the exterior. Check for drafts in the winter and improve the worst offenders first. Windows that have leaky storm windows will usually have a lot of sweating. Likewise, well-sealed storms that sweat indicate a leaky window. It is the tighter unit that will sweat (unless the home has excess humidity to begin with).

Wood that exhibits blistering or peeling paint should be examined for possible moisture sources: roof leaks, bad gutters, interior moisture from baths or laundry or from a poorly vented crawl space. Some paint problems have no logical explanation, but many are a symptom of an underlying problem. A freshly painted house may mask these symptoms, but after you have lived in the home for a year or two, look for localized paint blistering (peeling). It may be a clue.

New glazing will last longer if the raw wood is treated with boiled linseed oil prior to glazing. It prevents the wood from drawing the moisture out of the new glazing.

CAULKING

Many different types of caulk are available on the market today. Check with a paint or hardware store for the kind of application you need.

Garage Remarks

OVERHEAD DOOR OPENERS

We recommend that a separate electrical outlet be provided. Openers that do not have a safety reverse are considered a safety hazard. Small children and pets are especially vulnerable. We recommend the operating switches be set high enough so children cannot reach them. If an electric sensor is present, it should be tested occasionally to ensure it is working.

GARAGE SILL PLATES

Should be elevated or treated lumber should be used. If this is not the case, try to direct water away to prevent rotting.

BURNERS

Any appliance such as a water heater, furnace, etc. should have the flame a minimum of 18" above the floor. Any open flame less than 18" from the floor is a potential safety hazard. The appliance should also be protected from vehicle damage.

Interior Remarks

PLASTER ON WOOD LATH

Plaster on wood lath is an old technique and is no longer in general use. Wood lath shrinks with time and the nails rust and loosen. As a result, the plaster may become fragile and caution is needed in working with this type of plastering system. Sagging ceilings are best repaired by laminating drywall over the existing plaster and screwing it to the ceiling joists.

PLASTER ON GYPSUM LATH (ROCK LATH)

Plaster on gypsum lath will sometimes show the seams of the 16" wide gypsum lath, but this does not indicate a structural fault. The scalloping appearance can be leveled with drywall joint compound and fiberglass mesh joint tape or drywall can be laminated over the existing plaster on the ceiling.

WOOD FLOORING

Always attempt to clean wood floors first before making the decision to refinish the floor. Wax removers and other mild stripping agents plus a good waxing and buffing will usually produce satisfactory results. Mild bleaching agents help remove deep stains. Sanding removes some of the wood in the floor and can usually be done safely only once or twice in the life of the floor.

NAIL POPS

Drywall nail pops are due to normal expansion and contraction of the wood members to which the drywall is nailed and are usually of no structural significance.

CARPETING

Where carpeting has been installed, the materials and condition of the floor underneath cannot be determined.

APPLIANCES

(If report indicated appliances were operated, the following applies) dishwashers are tested to see if the motor operates and water sprays properly. Stoves are tested to see that burners are working and oven and broiler get hot. Timer and controls are not tested. Refrigerators are not tested. Most new dishwashers have the drain line looped automatically and may not be visible on the day of inspection. It is essential for the dishwasher drain line to have an anti-siphon break to prevent backflow. A drain line loop or Dishwasher air gap should be installed if found to be missing. No representation is made to continued life expectancy of any appliance.

ASBESTOS AND OTHER HAZARDS

Asbestos fibers in some form are present in many homes, but are often not visible and cannot be identified without testing.

If there is reason to suspect that asbestos may be present and if it is of particular concern, a sample of the material in question may be removed and analyzed in a laboratory. However, detecting or inspecting for the presence or absence of asbestos is not a part of our inspection.

Also excluded from this inspection and report are the possible presence of, or danger from, radon gas, lead-based paint, urea formaldehyde, toxic or flammable chemicals and all other similar or potentially harmful substances and environmental hazards.

WINDOWS

A representative number of windows are inspected.

DOOR STOPS

All swinging doors should be checked for door stops. Broken or missing door stops can result in door knobs breaking through drywall or plaster.

CLOSET GUIDES

Sliding closet doors should be checked to see that closet guides are in place. Missing or broken closet guides can cause scratches and damage to doors.

COLD AIR RETURNS

Bedrooms that do not have cold air returns in them should have a 3/4" gap under the doors to allow cold air to be drawn into the hall return.

Interior Remarks

AN INSPECTION VERSUS A WARRANTY

A home inspection is just what the name indicates, an inspection of a home...usually a home that is being purchased. The purpose of the inspection is to determine the condition of the various systems and structures of the home. While an inspection performed by a competent inspection company will determine the condition of the major components of the home, no inspection will pick up every minute latent defect. The inspectors ability to find all defects is limited by access to various parts of the property, lack of information about the property and many other factors. A good inspector will do his or her level best to determine the condition of the home and to report it accurately. The report that is issued is an opinion as to the condition of the home. This opinion is arrived at by the best technical methods available to the home inspection industry. It is still only an opinion.

A warranty is a policy sold to the buyer that warrants that specific items in the home are in sound condition and will remain in sound condition for a specified period of time. Typically, the warranty company never inspects the home. The warranty company uses actuarial tables to determine the expected life of the warranted items and charges the customer a fee for the warranty that will hopefully cover any projected loss and make a profit for the warranty seller. It is essentially an insurance policy.

The service that we have provided you is an inspection. We make no warranty of this property. If you desire warranty coverage, please see your real estate agent for details about any warranty plan to which their firm may have access.

WINDOW FRAMES AND SILLS

Window frames and sills are often found to have surface deterioration due to condensation that has run off the window and damaged the varnish. Usually this can be repaired with a solvent style refinisher and fine steel wool. This is sometimes a sign of excess humidity in the house. See comments regarding caulking doors and windows, page 8.

FIREPLACES

It is important that a fireplace be cleaned on a routine basis to prevent the buildup of creosote in the flue, which can cause a chimney fire. Masonry fireplace chimneys are normally required to have a terra cotta flue liner or 8 inches of masonry surrounding each flue in order to be considered safe and to conform with most building codes. During visual inspections, it is not uncommon to be unable to detect the absence of a flue liner either because of stoppage at the firebox, a defective damper or lack of access from the roof.

WOODBURNERS

Once installed, it can be difficult to determine proper clearances for woodburning stoves. Manufacturer specifications, which are not usually available to the inspector, determine the proper installation. We recommend you ask the owner for paperwork, verifying that it was installed by a professional contractor.

VENTILATION

Ventilation is recommended at the rate of one square foot of vent area to 300 square feet of attic floor space, this being divided between soffit and rooftop. Power vents should ideally have both a humidistat and a thermostat, since ventilation is needed to remove winter moisture as well as summer heat. Evidence of condensation such as blackened roof sheathing, frost on nail heads, etc. is an indication that ventilation may have been or is blocked or inadequate.

INSULATION

The recommended insulation in the attic area is R-38, approximately 12". If insulation is added, it is important that the ventilation is proper.

SMOKE DETECTORS

Smoke detectors should be tested monthly. At least one detector should be on each level. CO detectors are not required by most states, but for safety reasons, are highly recommended.

VAPOR BARRIERS

The vapor barrier should be on the warm side of the surface. Most older homes were built without vapor barriers. If the vapor barrier is towards the cold side of the surface, it should be sliced or removed. Most vapor barriers in the attic are covered by insulation and therefore, not visible.

Interior Remarks

SAFETY GLAZING

Safety glazing requirements vary depending on the age of the home. Every attempt is made to identify areas where the lack of safety glazing presents an immediate safety hazard, such as a shower door. In some older homes it is difficult to determine if safety glazing is present, since the glass is not marked. Therefore, no representation is made that safety glazing exists in all appropriate areas.

INSULATED GLASS

Broken seal in thermopane/insulated windows are not always visible nor detectible due to humidity and temperature changes during the day. Other factors such as window covering, dirty windows, and lack of accessibility, personal property placed in front of the windows all affect the view of the windows at the time of the inspection.

Bathroom(s) Remarks

STALL SHOWER

The metal shower pan in a stall shower has a potential or probable life of 10-20 years depending on quality of the pan installed. Although a visible inspection is made to determine whether a shower pan is currently leaking, it cannot be stated with certainty that no defect is present or that one may not soon develop. Shower pan leaks often do not show except when the shower is in actual use.

CERAMIC TILE

Bathroom tile installed in a mortar bed is excellent. It is still necessary to keep the joint between the tile and the tub/shower caulked or sealed to prevent water spillage from leaking through and damaging the ceilings below.

Ceramic tile is often installed in mastic. It is important to keep the tile caulked or water will seep behind the tile and cause deterioration in the wallboard. Special attention should be paid to the area around faucets and other tile penetrations.

EXHAUST FANS

Bathrooms with a shower should have exhaust fans when possible. This helps to remove excess moisture from the room, preventing damage to the ceiling and walls and wood finishes. The exhaust fan should not be vented into the attic. The proper way to vent the fan(s) is to the outside. Running the vent pipe horizontally and venting into a gable end or soffit is preferred. Running the vent pipe vertically through the roof may cause condensation to run down the vent pipe, rusting the fan and damaging the wallboard. Insulating the vent pipe in the attic will help to reduce this problem.

SLOW DRAINS

Slow drains on sinks, tubs, and showers are usually due to build up of hair and soap scum. Most sink popups can be easily removed for cleaning. Some tubs have a spring attached to the closing lever that acts as a catch for hair. It may require removing a couple of screws to disassemble. If you cannot mechanically remove the obstruction, be kind to your pipes. Don't use a caustic cleaner. There are several bacteria drain cleaners available. They are available at hardware stores in areas where septic tanks are used. These drain cleaners take a little longer to work, but are safe for you and your pipes.

SAFETY HAZARDS

Typical safety hazards found in bathrooms are open grounds or reverse polarity by water. Replacing these outlets with G.F.C.I.'s are recommended.

WHIRLPOOL TUBS

This relates to interior tubs hooked up to interior plumbing. Where possible, the motor will be operated to see that the jets are working. Hot tubs and spas are not inspected.

Basement Remarks

BASEMENT/CRAWLSPACE

Any basement/crawlspace that has cracks or leaks is technically considered to have failed. Most block basements/crawlspace have step cracks in various areas. If little or no movement has occurred and the step cracks are uniform, this is considered acceptable. Horizontal cracks in the third or fourth block down indicate the block has moved due to outside pressure. They can be attributed to many factors such as improper grading, improperly functioning gutter and downspout system, etc. Normally if little or no movement has taken place and proper grading and downspouts exist, this is considered acceptable. If the wall containing the stress crack(s) has moved considerably, this will require some method of reinforcement. Basements/crawlspace that have been freshly painted or tuckpointed should be monitored for movement. This will be indicated by cracks reopening. If cracks reappear, reinforcement may be necessary. Reinforcing a basement/crawlspace wall can become expensive.

FOUNDATION (COVERED WALLS)

Although an effort has been made to note any major inflections or weaknesses, it is difficult at best to detect these areas when walls are finished off, or basement/crawlspace storage makes areas inaccessible. No representation is made as to the condition of these walls.

INSULATED CONCRETE FORMS (ICF'S)

Formwork for concrete that stays in place as permanent building insulation for energy-efficient, cast-in-place, reinforced concrete walls, floors and roofs.

MONITOR

Indicates that the walls have stress cracks, but little movement has occurred. In our opinion, the cracks should be filled with mortar and the walls monitored for further movement and cracking. If additional movement or cracking occurs, reinforcement may be necessary.

HAVE EVALUATED

We recommend that the walls be re-evaluated by a structural engineer or basement/crawlspace repair company and estimates be obtained if work is required.

VAPOR BARRIER

Floors that are dirt or gravel should be covered with a vapor barrier.

MOISTURE PRESENT

Basement/crawlspace dampness is frequently noted in houses and in most cases the stains, moisture or efflorescence present is a symptom denoting that a problem exists outside the home. Usual causes are improper downspout extensions or leaking gutters and/or low or improper grade (including concrete surfaces) at the perimeter of the house. A proper slope away from the house is one inch per foot for four to six feet. Expensive solutions to basement/crawlspace dampness are frequently offered. It is possible to spend thousands of dollars on solutions such as pumping out water that has already entered or pumping of chemical preparations into the ground around the house, when all that may be necessary are a few common sense solutions at the exterior perimeter. However, this is not intended to be an exhaustive list of causes and solutions to the presence of moisture. No presentation is made to future moisture that may appear.

PALMER VALVE

Many older homes have a valve in the floor drain. This drain needs to remain operational.

DRAIN TILE

We offer no opinion about the existence or condition of the drain tile, as it cannot be visibly inspected.

BASEMENT ELECTRICAL OUTLETS

We recommend that you have an outlet within 6' of each appliance. The appliance you plan to install may be different than what exists, therefore the inspection includes testing a representative number of receptacles that exist. It is also recommended to have ground fault circuit interrupts for any outlet in the unfinished part of the basement and crawl spaces.

Plumbing Remarks

WELLS

Examination of wells is not included in this visual inspection. It is recommended that you have well water checked for purity by the local health authorities and, if possible, a check on the flow of the well in periods of drought. A well pit should have a locked cover on it to prevent anyone from falling into the pit.

SEPTIC SYSTEMS

The check of septic systems is not included in our visual inspection. You should have the local health authorities or other qualified experts check the condition of the septic system. In order for the septic system to be checked, the house must have been occupied within the last 30 days.

WATER PIPES

Galvanized water pipes rust from the inside out and may have to be replaced within 20 to 30 years. This is usually done in two stages: horizontal piping in the basement first, and vertical pipes throughout the house later as needed. Copper pipes usually have more life expectancy and may last as long as 60 years before needing to be replaced.

HOSE BIBS

During the winter months it is necessary to make sure the outside faucets are winterized. This can be done by means of a valve located in the basement. Leave the outside faucets open to allow any water standing in the pipes to drain, preventing them from freezing. Hose bibs cannot be tested when winterized.

WATER HEATER

The life expectancy of a water heater is 5-10 years. Water heaters generally need not be replaced unless they leak. It is a good maintenance practice to drain 5-10 gallons from the heater several times a year. Missing relief valves or improper extension present a safety hazard.

WATER SOFTENERS

During a visual inspection it is not possible to determine if water is being properly softened.

PLUMBING

The temperature/pressure valve should be tested several times a year by lifting the valves handle. Caution: very hot water will be discharged. If no water comes out, the valve is defective and must be replaced.

SHUT-OFF VALVES

Most shut-off valves have not been operated for long periods of time. We recommend operating each shut-off valve to: toilet bowl, water heater, under sinks, main shut-off, hose faucets, and all others. We recommend you have a plumber do this, as some of the valves may need to be repacked or replaced. Once the valves are in proper operating order, we recommend opening and closing these valves several times a year.

POLYBUTYLENE PIPING

This type of piping has a history of problems and should be examined by a licensed plumber and repaired or replaced as necessary.

MECHANICAL DEVICES MAY OPERATE AT ONE MOMENT AND LATER MALFUNCTION; THEREFORE, LIABILITY IS SPECIFICALLY LIMITED TO THOSE SITUATIONS WHERE IT CAN BE CONCLUSIVELY SHOWN THAT THE MECHANICAL DEVICE INSPECTED WAS INOPERABLE OR IN THE IMMEDIATE NEED OF REPAIR OR NOT PERFORMING THE FUNCTION FOR WHICH IS IT WAS INTENDED AT THE TIME OF INSPECTION.

CSST

Corrugated Stainless Steel Tubing is an alternative to traditional black iron gas piping. It is a continuous, flexible, stainless steel pipe with an exterior PVC covering.

Heating System Remarks

Heating and air conditioning units have limited lives.

Normal lives are:

| | |
|------------------------------|-------------|
| GAS-FIRED HOT AIR | 15-25 years |
| OIL-FIRED HOT AIR | 20-30 years |
| CAST IRON BOILER | 30-50 years |
| STEEL BOILER | 30-40 years |
| COPPER BOILER | 10-20 years |
| CIRCULATING PUMP (Hot water) | 10-15 years |
| AIR CONDITIONING COMPRESSOR | 8-12 years |
| HEAT PUMP | 8-12 years |

Gas-fired hot air units that are close to or beyond their normal lives have the potential of becoming a source of carbon monoxide in the home. You may want to have such a unit checked every year or so to assure yourself that it is still intact. Of course a unit of such an age is a good candidate for replacement with one of the new, high efficiency furnaces. The fuel savings alone can be very attractive.

Boilers and their systems may require annual attention. If you are not familiar with your system, have a heating contractor come out in the fall to show you how to do the necessary thing Caution: do not add water to a hot boiler!

Forced air systems should have filters changed every 30 to 60 days of the heating and cooling season. This is especially true if you have central air conditioning. A dirty air system can lead to premature failure of your compressor - a \$1,500 machine.

Oil-fired furnaces and boilers should be serviced by a professional each year. Most experts agree you will pay for the service cost in fuel saved by having a properly tuned burner.

Read the instructions for maintaining the humidifier on your furnace. A malfunctioning humidifier can rust out a furnace rather quickly. It is recommended that the humidifier be serviced at the same time as the furnace, and be cleaned regularly. During a visual inspection it is not possible to determine if the humidifier is working.

Have HVAC technician examine - A condition was found that suggests a heating contractor should do a further analysis. We suggest doing this before closing.

Heat exchangers cannot be examined nor their condition determined without being disassembled. Since this is not possible during a visual, non-technically exhaustive inspection, you may want to obtain a service contract on the unit or contact a furnace technician regarding a more thorough examination.

Testing pilot safety switch requires blowing out the pilot light. Checking safety limit controls requires disconnecting blower motor or using other means beyond the scope of this inspection. If the furnace has not been serviced in last 12 months you may want to have a furnace technician examine.

CO Test - This is not part of a non-technical inspection. If a test was performed, the type of tester is indicated on page 27.

Combustible Gas Detector - If a gas detector was used during the inspection of the furnace and evidence of possible combustible gases was noted, we caution you that our test instrument is sensitive to many gases and not a foolproof test. None-the-less, this presents the possibility that a hazard exists and could indicate that the heat exchanger is, or will soon be, defective.

Preventive Maintenance Tips

I. Foundation and Masonry:

Basements, Exterior Walls: To prevent see page and condensation problems.

- a. Check basement for dampness and leakage after wet weather
- b. Check chimneys, deteriorated chimney caps, loose, and missing mortar.
- c. Maintain grading sloped away from foundation walls.

II. Roofs, Gutters, and Eavestrough:

To prevent roof leaks, condensation, see page and decay problems.

- a. Check for damaged, loose, or missing shingles, blisters.
- b. Clean gutters, leaders, strainers, window wells, drains. Be sure downspouts direct water away from foundation.
- c. Cut back tree limbs.
- d. Check flashings around roof stacks, vents, skylights, chimneys as source of leakage.
- e. Check vents, louvers and chimneys for birds nests, squirrels, insects.
- f. Check fascias and soffits for paint flaking leakage and decay.

III. Exterior Walls:

To prevent paint failure, decay, and moisture penetration problems.

- a. Check painted surface for paint flaking or paint failure. Check back shrubs.
- b. Check exterior masonry walls for cracks, looseness, missing or broken mortar.

IV. Doors and Windows:

To prevent air and weather penetration problems.

- a. Check caulking for decay around doors, windows, corner boards, joints.
- b. Recaulk and weatherstrip as needed. Check glazing putty around windows.

V. Electrical:

For safe electrical performance, mark and label each circuit.

- a. Trip circuit breakers every six months and ground fault circuit interrupters (G.F.C.I.) monthly.
- b. Check condition of lamp cords, extension cords and plugs. Replace at first sign of wear and damage.
- c. Check exposed wiring and cable for wear or damage.
- d. If you experience slight tingling shock from handling or touching any appliance, disconnect the appliance and have it repaired. If lights flicker or dim, or if appliances go on and off unnecessarily, call a licensed electrician.

VI. Plumbing:

For preventive maintenance.

- a. Drain exterior water lines, hose bibbs, sprinklers, pool equipment in the fall.
- b. Draw off sediment in water heaters monthly or per manufacturer's instructions.
- c. Have septic tank cleaned every 2 years.

VII. Heating and Cooling:

For comfort, efficiency, energy conservation and safety.

- a. Change or clean furnace filters, air condition filters, electronic filters as needed.
- b. Clean and service humidifier. Check periodically and annually.
- c. Have oil burning equipment serviced annually.

VIII. Interior

General house maintenance.

- a. Check bathroom tile joints, tub grouting and caulking. Be sure all tile joints in bathrooms are kept well sealed with tile grout to prevent damage to walls, floors, and ceilings below.
- b. Close crawl vents in winter and open in summer
- c. Check underside of roof for water stains, leaks, dampness & condensation, particularly in attics and around chimneys.

IX. Know the location of:

- Main water shutoff valve.
- Main emergency shutoff switch for the heating system.
- Main electrical disconnect or breaker.