

**T.M. COBB**  
QUALITY DOORS, WINDOWS & MILLWORK

75 YEARS

SEVENTY FIVE YEARS

75 YEARS

1935 - 2010

**CELEBRATING  
OUR 75<sup>TH</sup> YEAR**

WWW.TMCOBB.COM

CRAFTSMANSHIP AND DEPENDABILITY SINCE 1935

The logo is a central circular emblem with a serrated edge. Inside the circle, the letters 'TM' are prominently displayed in a stylized, bold font. The words 'SEVENTY FIVE YEARS' are written in a circular path around the 'TM'. The emblem is set against a background of vertical stripes. Above the emblem, the company name 'T.M. COBB' is written in large, bold, red letters, with 'QUALITY DOORS, WINDOWS & MILLWORK' in smaller black letters below it. Two circular '75 YEARS' badges are positioned on either side of the emblem. Below the emblem, a black banner contains the years '1935 - 2010'. A large red banner below that contains the text 'CELEBRATING OUR 75<sup>TH</sup> YEAR'. At the bottom, the website 'WWW.TMCOBB.COM' and the tagline 'CRAFTSMANSHIP AND DEPENDABILITY SINCE 1935' are printed.



# *Our Proud History*

Born and raised in Oklahoma, Troy "Ty" Cobb, brought his Mid-American values and Midwestern work ethic with him when he moved to California at the age of 22. After working for a time at a tire factory, Cobb joined Mox Lumber Company and quickly became the head of the Sash and Door Department. From there, he moved on to the Red River Lumber Company's Sash and Door department. Piloting his Model A Ford, Ty served dealers from Los Angeles through San Diego and into Arizona.

In 1935, Ty took his hard earned life savings of \$5,000 and started his own business, T. M. Cobb, at 5800 S. Central Avenue in Los Angeles. The company was founded on the same principle upon which Ty had based his entire career: a dedication to quality, service and personal integrity.

A hard working and frugal man, Ty earned the respect of both his customers and employees. He spent his entire adult life building T.M. Cobb from the ground up, overseeing the company's incredible growth and expansion over the next four decades.

Ty passed away in 1970, but the company continues to build upon the foundation he established. Since 1970, T.M. Cobb has expanded its facilities to allow for total coverage throughout California and the neighboring states. Owned and operated by second, third and fourth generation Cobb family members, T.M. Cobb operates four manufacturing plants, four distribution warehouses, and four sales offices. But despite the many changes in T. M. Cobb over the years, the one constant has been the persistence of Ty's original vision: To supply lumber and building material dealers with a wide selection of quality products and knowledgeable, responsive service at fair prices.



# Table of Contents

4	<i>Elegant Entry Doors</i>	60	<i>Shaker Door Collection</i>
6	<i>Victorian Collection</i>	61	<i>Interior Pantry</i>
10	<i>Premiere Collection</i>	62	<i>Mirror and Pantry Doors</i>
10	<i>Monterey Collection</i>	63	<i>Pine Louver Interior Doors</i>
11	<i>California Craftsman Collection</i>	64	<i>CraftMaster Door Designs, Interior Doors</i>
15	<i>Craftsman Decorative Glass Authentic Designs</i>	68	<i>Design Collection MDF Doors</i>
17	<i>French Doors</i>	76	<i>Southwest Collection</i>
23	<i>Simulated Divided Lite Entry Doors</i>	78	<i>Southwest Collection French Doors</i>
26	<i>Combination Doors</i>	83	<i>Southwest Collection Speakeasy Doors &amp; Options</i>
27	<i>Combination French Doors</i>	84	<i>Custom Wood Windows</i>
28	<i>Tempered Glass Options</i>	88	<i>Wood Species</i>
29	<i>Pinnacle Collection</i>	90	<i>Warranty</i>
43	<i>Classical Standards</i>	91	<i>Handling, Finishing &amp; Installation Guidelines</i>
45	<i>Dutch Door Designs</i>	92	<i>Nuts &amp; Bolts Of Product Selection</i>
46	<i>Café Door Designs</i>	93	<i>Wood-Building Green</i>
47	<i>Custom Made</i>	94	<i>Quick Reference Guide To Cleaning Glass</i>
57	<i>Fire Rated</i>	95	<i>Our Commitment</i>
58	<i>Interior Door Collection</i>		

*Variance in printing and or photography could cause colors shown to vary from actual finish. Backdrop material used in photography will show through creating an illusion of color.*

*Certain decorative glass patterns shown are slated to be discontinued. Therefore, please contact your local COBB dealer to confirm availability.*



*T.M. Cobb...Creating and Crafting Doors Since 1935*



# Victorian Collection




*Cambria  
with Monticello Glass*



*Tuscany  
Patina or Polished Nickel Came*



*Malibu  
Patina Came*



*Monticello  
Brass Came*



*2020  
with Victorian Glass*



*Newport  
Brass, Patina or Polished Nickel Came*



*Victorian  
Patina Came*

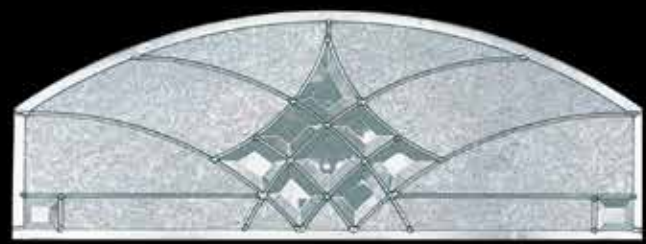
**G**lass choices that attest to your taste and style. Freedom to select the design your home demands make the Victorian Collection one of the most popular classic designs we offer. You choose the look and design of glass pattern that is then custom fitted. It's all a matter of your personal statement.



530 with Palazzo / Polished Nickel



630 shown as a pair with Palazzo Lites



Palazzo  
Polished Nickel Came  
Triple Glazed

Our Victorian Collection makes your home timeless in design ... as timeless as the Victorian Age, for style, taste, and expression.



Palazzo 1-Lite  
Sidelite in Patina or  
Polished Nickel Came  
Triple Glazed



***T**he Premiere Collection  
is our foremost leader  
in grand entrance doors.  
Handcrafted decorative lites create a  
higher level of sophistication.*



*7132 with Praire Zinc or Patina Came*





*430 with Tuscany / Patina or Zinc Came*




*Tuscany  
Patina or Polished Nickel Came / Triple Glazed*

*Your choice of the Tuscany decorative glass in either Patina or Polished Nickel Caming. All in triple glazed insulated glass.*



*730 with Tuscany / Patina or Zinc Came*

**SIDELITE**



*Tuscany 1-Lite  
Sidelite in Patina  
Triple Glazed*

## Premiere Collection



4100 with Prairie Glass  
Patina Came



*Prairie*  
*Patina or Polished*  
*Nickel Came*  
*Triple Glazed*

**S**elect this  
hand crafted  
design for the  
4100 door. An all panel  
4100 door is also available.



*Prairie*  
*Patina or Polished*  
*Nickel Came*  
*Triple Glazed*

*The Santa Cruz Door is*  
*offered in two*  
*Decorative Lite Designs*  
*with matching Sidelites*


## Monterey Collection



*Santa Cruz #7132*  
*with Sidelites #7150*  
*Shown with the Prairie*  
*Polished Nickel Came*

# California Craftsman Collection

*Custom Made Craftsman with Sidelites  
Door is Model "Lake"-Custom Designed  
Sidelite is Model "Lake-SL"  
Clear Glass*



# California Craftsman Collection



*Strickley*



*Wright*



*Bauhaus*



*Greene*



*Shakers*



*Morris*



*Ellis*



*Gamble*

*All California Craftsman Doors are named in honor of those within the history of the craftsman movement or who built homes in the craftsman tradition. We pay homage to those individuals and feature these exciting craftsman doors.*

# California Craftsman Collection

YOUR CHOICE OF STICKING  
FOR ENTRY DOORS



**OVOLO STICKING**  
with hip raised panel and twin groove.  
Panel without groove available.



**SQUARE STICKING**  
with flat panel



*Bolto*



*Rosenstone*



*Parker*



*Ruskin*



*Hall*



*Sheridan*



*Maybeck*



*Roycroft*

*Authentic arts and crafts designs have been strictly adhered to to ensure these Craftsman Doors are true to the arts and crafts movement. All glazed doors are insulated clear glass with an option of beveled edge insulated glass.*

# California Craftsman Collection



*The 'Gamble' Craftsman  
Door with Optional  
Dentil Mantil  
Clear Glass*

# Craftsman Decorative Glass Authentic Designs

*These authentic craftsman designs come from an age when decorative glass utilized black patina coming with a mix of clear bevels and obscure glass. T.M. Cobb continues its commitment to adhere to this authenticity with the added value of insulated glazing.*



*California Traditions Entry Door Glass*



*California Poppies Entry Door Glass*



Traditions



Poppies

*Sidelite  
Glass*



Traditions



Poppies

# Craftsman Decorative Glass Authentic Designs

Choose from either the California Calla Lilies, the California Traditions or the California Poppies.



**Marshall**  
with California Poppies



**Faulkner**  
with California Traditions  
and Flat Panel



**Robie Bungalow**  
with California Traditions



**Eastlake**  
with California Poppies

Sidelites



**Marshall**  
with California Poppies



**Robie Bungalow**  
with California Poppies  
and Flat Panel



BUNGALOW  
with  
California  
Traditions



FAULKNER  
with  
California  
Poppies



ROBIE  
or  
EASTLAKE  
with  
Calif. Traditions



MARSHALL  
with  
California  
Poppies

The historical authentic glass shown makes the T.M. Cobb Craftsman Collection a true selection of the arts and crafts movement.



# *French Doors* *True Divided Lites*



*PF-14*



*PF-15*



*PF-16*



*PF-17*



*PF-8*  
*with Plain Panel*



*PF-14 with PFSL-14*



*PF-15 with PFSL-15*



*PF-17 with PFSL-17*



*PF-16 with PFSL-16*




## *French Doors True Divided Lites*




*3-Lite / 3 High*



*5-Lite / 5 High*




*10-Lite / 5 High ▲*




*15-Lite / 5 High ▲*



*1-Lite*



*9-Lite Marginal*




*PF-7*



*PF-13*



*PF-9*



*PF-10*



*PF-12*



*PF-12-A*

All doors available single glazed or insulated glass. Beveled glass also available or see page 30 for additional glass options.  
 ▲ These doors also stocked with simulated divided lites with low-E glass.  
 All other french doors shown are available in simulated divided lites and low-E glass.



## *French Doors*

### **FRENCH DOOR DESIGNS**

*Voilà! T.M. Cobb French Doors are available in a number of styles to fit your home décor, inside and out. T.M. Cobb has improved the elegance and sophistication of French Doors by offering them in traditional hardwoods such as oak, maple, mahogany or cherry, as well as pine, knotty pine, fir or primed. Match the wood finish with your other home furnishings for a truly stylish look. Choose from traditional pane glass designs to doors featuring glass options found on page 30.*



#### **SQUARE STICKING**

Square Sticking is available for most any T.M. Cobb French Door Design.





**1543**  
*Alder*  
*Shown with Square Sticking*



**44G**  
*Pine*



**55G**  
*Fir*



**66G**  
*Fir*



**30G**  
*Fir*



**88G**  
*White Oak*



**1502**  
*Fir*



**1563**  
*White Oak*

# *French Doors*



*The PF-8  
French Door*



*1-Lite  
French Doors*

# *French Doors*



*French Doors,  
Bringing the Outside in*



# *Simulated Divided Lite Entry Doors*



*SDL-100*



*SDL-102*



*SDL-86*



*SDL-84*



*SDL-80*

## *Features:*

- *7/8" Bonded Barwork Both Sides*
- *Low E Insulated Glass*

*Give us your simulated divided lite design.*

*If it can be manufactured we will make it.*





*SDL-105*



*SDL-104*



*SDL-94*



*SDL-96*



*SDL-98*

*Simulated  
Divided Lite  
Entry Doors*



## *Simulated Divided Lite Entry Doors*

- *Each simulated divided lite door comes standard with energy saving low E insulated glass.*
- *Each door includes the energy star label.*
- *Standard is douglas fir but we can manufacture in traditional hardwoods such as oak, maple, mahogany or cherry, as well as pine, or knotty pine.*
- *Design your own barwork lay out. Most custom patterns can be manufactured.*
- *All exclusively from T.M. Cobb.*



# Tyco Combination Doors



*Tyco Flush Combo in Red Oak*

**C**obb manufacturers the Tyco Combination Unit. Each unit has been tested and meet or exceed Cobb standards of excellence.

*The Tyco Combination Units can be ordered in Red Oak, Birch, or Hardboard Doors.*



*Tyco Fir Flat Panel Combo  
Douglas Fir*



*Tyco Fir 2 Raised Panel Combo  
Douglas Fir*

**L**arge venting double hung sash makes for one of the finest units on the market. Available in both 1-3/8 and 1-3/4 thick and a variety of widths.

# Combination French Doors



*Exterior View with  
Removable Screen*



*Interior View with  
Latching Hardware*

**T**he finest Combination French Door on the market today. Giving you that French Door look with the added convenience of an operable built-in sash. Completely weather-stripped with our exclusive removable screen. Available in 10-Lite or 1-Lite layout with insulated glass. Sash units are hinged top and bottom with scissor action hinge.



*Latching Hardware available in 7 finishes.*

# Tempered Glass Options


T.M. Cobb offers a wide variety of tempered glass textures that can be specified in most of our glazed doors. Please contact your local authorized Cobb Dealer for more details.



*White Laminated*



*Bamboo*



*Squares Cross-Weave*



*Delta Frost*



*Euro Rain*



*Everglade*




*Farao*



*Quatrix Frost*



*Reeded*



*Santa Fe*



*Sycamore*



*Taffeta*



*Delta Plain*



*Double Glue Chip*  
*Also available Bevel Edge*

*Pinnacle Collection*



# Pinnacle Collection

By T.M. Cobb

## Decorative Lites\*

The Pinnacle Collection offers two distinctive types of glass that create a new timeless dimension in dramatic designs

- Decorative glass with hand cut bevels that are triple glazed for protection of the coming, while adding insulation value. Most glass is available in brass, patina or polished nickel coming.

\*All Lite Designs are the subject of copyright protection. Copying in any form is prohibited.

## Environmentally Friendly Construction

- Your choice of Red Oak, Maple, Cherry, Douglas Fir or African Mahogany.
- Type one exterior glue is used on all joints.
- High profile raised molding is applied to both sides of the door to accent the panels and glass.
- All doors utilize glue and dowel construction.
- Veneered stiles and rails are used for maximum stability.
- We support the "Forest Stewardship Council" and the "Sustainable Forestry Initiative". The Pinnacle Collection, through the use of engineered stiles and rails is set above all other doors in this class as a true environmentally friendly product.

## Sizes

- Doors are available 3/0 x 6/8. Models 1401, 1121 and 821 are available in 2/6 and 2/8 widths. Some models are available in 3/6 width. 8/0 height is available in the 1401, 821, 721, 1101 and 1201.
- Sidelites are 1/0 or 1/2 x 6/8.
- Custom sizes are available on a quotation basis.

## Warranty

The Pinnacle Collection is guaranteed to be free of defects in workmanship and materials for one year from the date of purchase. A copy of the limited warranty is available upon request.

Variance in printing and or photography could cause colors shown to vary from actual finish. Backdrop material used in photography will show through creating an illusion of color.

Copyright ©1996 T.M. Cobb Company.

All rights reserved.

Printed in the U.S.A.



921 Olympia  
(Oak)



921 Catalina  
(Oak)

# *Lite Designs That Are Interchangeable*



Newport  
Brass



Olympia  
Brass



Olympia  
Zinc



1401 All Panel  
(Oak)



Newport  
Polished Nickel



Newport  
Patina

Glass and wood options you can create to suit your decor and give your entry that personal touch. The same glass pattern can be used in the 1401, 1121 doors and the 1401, 1121, 921, and 721 sidelites.

## *Lite Designs That Are Interchangeable*



1401 Olympia - Brass  
(Oak with 1401 Sidelite)



1401 Newport - Brass  
(Oak with 1401 Sidelite)



1121 Newport - Brass  
(Fir with 1121 Sidelite)



1121 Olympia - Brass  
(Fir with 1121 Sidelite)



# One-Lite Sidelites



Willow Patina



Catalina Brass



Olympia Brass



Catalina Zinc



Catalina Patina



Newport Brass



Newport Patina



1201 willow in douglas fir with 5 lite sidelites and transom. All custom made and prehung.

# *Oval Lite Designs Offer Beauty and Versatility*

Select any one of the Oval Lite Patterns for the 1101 and 1201.




Catalina Brass



Catalina  
Zinc



Willow Patina



Catalina Patina



Newport Brass



1101 Willow (Oak with Sidelite)



1201 Newport Patina  
(Mahogany)


*Your Choice of Oak, Cherry, Maple,  
Douglas Fir, or African Mahogany*



1021 Catalina (Oak with 1021 Sidelite)



1021 Floral - Zinc  
(Cherry with 1021 Sidelite)



1021 Floral - Zinc  
(Oak )

# Your Choice of Oak, Cherry, Maple,



821 All Panel  
(Oak)



Olympia  
Patina



Olympia  
Brass



Olympia  
Zinc



821 Olympia  
(Painted Maple with 821 Sidelite)

*Douglas Fir, or African Mahogany*



1301 Catalina - Brass  
(Oak with Sidelites)

*Your Choice of Oak, Cherry, Maple,*



921 Olympia - Brass  
(Oak)



1201 Willow - Patina  
(Birch 1 Lite Sidelite)

*Douglas Fir, or African Mahogany*



921 Catalina - Brass  
(Oak)



921 Olympia - Brass  
(Painted Maple)

*Your Choice of Oak, Cherry, Maple,  
Douglas Fir, or African Mahogany*



721 Newport - Patina  
(Oak with 721 Sidelites)



# Your Choice of Oak, Cherry, Maple, Douglas Fir, or African Mahogany



721 Newport - Patina  
(Oak)



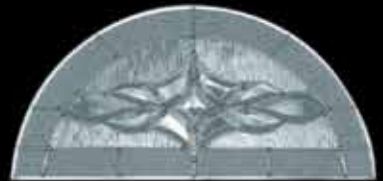
721 Malibu - Patina  
(Painted Maple)



Tuscany - Patina



Newport - Patina



Newport - Polished Nickel



721 Tuscany - Patina  
(Oak)

## *Wood Species Special Options*



*For more information see pages 94 and 95.*

# Classical Standards



2020  
Clear Glass



44



2144



#66  
Also available for Interior Use



88



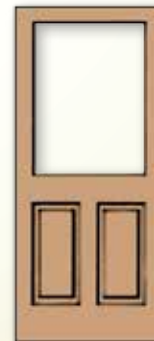
82




2005



2134



▲ 144 1-Lite



▲ 144 4-Lite

▲ Available as a Dutch Door.

# Classical Standards



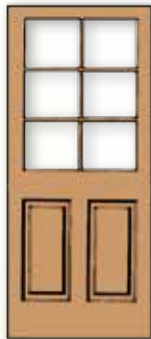
1500




2100

2132  
Clear Glass

182 9-Lite



▲ 144 6-Lite



▲ 2035 9-Lite



▲ 2035 12-Dia



2045



▲ Available as a Dutch Door.

# Dutch Door Designs

*Classic Dutch Doors are also a great option to give a room or entrance that added touch of style. These doors can act as two separate pieces or easily function together as a whole. Almost any of our doors can be made into a Dutch Door.*



**C-182**  
1-lite



**C-182**  
4-lite



**144**  
6-lite



**144**  
9-lite



**144**  
3/2 Marginal



**144**  
4/2 Marginal  
(Shown in square sticking)



\*144 1-lite



\*144 4-lite



144 3-lite



C-182 6-lite



C-182 3-lite



144  
4/2 Marginal



144  
5/2 Marginal



C-182  
9-lite



2035 9-lite  
Fir



F-82  
Clear Alder  
Shown in Square Sticking

\* These styles are in stock

## Café Door Designs

*Café Doors are a fantastic option to add to your kitchen or any other place you desire a push-through entry. These doors look great, with intricate slat detail, and swing open, making it easy to enter and exit as you please. All Café Doors are special order.*



782  
MAHOGANY



753  
FIR



782 S  
OAK



753 S  
PINE



# Custom Made To Your Design and Taste in 15 Wood Species

At Cobb, we understand there comes a time when standard just won't do ... Custom Millwork has been our trademark for more than 75 years. Give us your design, we will work hard to make your idea come to life. Think of the possibilities...

## WOOD SPECIES STANDARD OPTIONS

Ash	Birch	Cherry	Fir
Hickory	Clear Alder	Knotty Alder	Knotty Pine
Mahogany	Maple	Oak	Pine
Poplar	Walnut	Primed	

See Page 92 & 93  
To Learn About  
Wood Species



Arched Pair of 2 Panel Doors / with Twin-Grooved Raised Panels  
Door# 9182 VG-CAP



Full Radius 1-Lite / Glazed with Bamboo Glass  
Door# 9011-F.R.P.



All doors are available with matching frames, prehung.



144 9-Lite / Full Radius Top  
Door# 9144-F.R.

# Custom Made

1601  
Willow Oak  
Patina Caming



1601 8'Tall  
Willow Glass Patina



1601  
Catalina Oak  
Patina or Brass  
Caming



## *Custom Made*



*Shown in Knotty Alder  
Glazed in Taffeta  
Door# 91442KA  
with Matching Sidelites.*

*Some glass patterns are  
subject to availability.*

### **CUSTOM DOORS**

*What is the difference between a tract house and a custom home? Many things. But one of the simplest ways to dramatize a home is with well designed doors both inside and outside. What a difference T.M. Cobb doors make! Among the finest quality wood doors available, T.M. Cobb doors are custom crafted to your specifications. Whether you are an architect, a builder-developer, or a homeowner who insists on quality, you can put the finishing touch on your unique home with highly complementary T.M. Cobb doors.*



# *Custom Made*



*Shown in Walnut, Door #9333-W  
with 5 Lite Sidelites*

# Custom Made



*Shown in Oak*  
Door# 1502

*Shown in Walnut.*  
*Top two panel*  
*replaced with custom glass.*  
Door# 9300



# Custom Made

*Shown in Knotty Alder  
Hardware by others  
Door# 910KA*



# *Custom Made*



*Door: 1501  
Shown in Knotty Alder*



*Door: 4693  
Sidelight: 4718  
Shown as 3/6 x 8/0 Knotty Alder*

# Custom Made

## Wood Species Standard Options



## Custom Multiple Species Doors

Choose your style in the wood species you desire, including rich oak, knotty alder, mahogany, maple, cherry, and more. Mix and match your favorite species to create the look that fits your home.

Take advantage of our large selection of finely crafted double sided doors. Match each room in your home to a different species. Simply pick your favorite wood combination and T.M. Cobb will create the ideal door for you.



4092  
*Cherry/Maple*



4086  
*Walnut/Pine*



402  
*Mahogany/Maple*




4582  
*Walnut*


# Custom Made



*Sunshine French Door/Full Radius*  
Door# 9002-F.R.



*Cobb 3-Lite Glazed/with Reeded Glass*  
Door# 9003



*50-Lite Arched Top French Door / 8/0 Tall*  
Door# 9050-A




*9-Lite Marginal French / Paired Common Arched Top*  
Door# 9009-CAP






9033-F



9582-F

## ***FIRE RATED DOOR DESIGNS***

*T.M. Cobb provides exterior fire doors with a 20-minute fire rating on our most popular styles, including up to 3/6 x 8/0 single doors or 7/0 x 8/0 double doors. We consistently provide customers with the best products in the industry and these fire-rated doors are no exception. The doors match their exterior and interior counterparts visually, allowing our customers to carry this beautiful line throughout their home, while at the same time complying with code requirements for a 20-minute doors between their house and garage.*



8582  
Fir  
Square Sticking



8033  
Fir  
Square Sticking

***F**lat panel interior doors create that authentic look of years passed while fitting the contemporary design of today.*

# Interior Door Collection



**F20**



**F30**



**F55**



**F-82**

*Douglas Fir HR Panel*



**F-82A**

*Douglas Fir HR Panel*



**F44**



**F66**



## PANEL DOOR DESIGNS

*Create a designer look by installing matching interior panel doors throughout your home. T.M. Cobb Doors are the perfect choice because they are crafted in a variety of architectural styles stocked in Fir but can be custom made in wood species found on pages 80 & 81.*

# Shaker Door Collection



*SP-30  
Primed MDF  
Square Sticking  
Flat Panel*



*SP-20  
Primed MDF  
Square Sticking  
Flat Panel*



*SP-82  
Primed MDF  
Square Sticking  
Flat Panel*



*SP-55  
Primed MDF  
Square Sticking  
Flat Panel*

## *Shaker Door Designs*

*All SP Series MDF Shaker Doors are constructed with an MDF outer layer laminated over a wood core.*

# *Interior Pantry*



*Pantry Door #1525*

# Mirror and Pantry Interior Doors

**M**irror and Pantry Doors add to your home's value and your personal touch rings loud and clear when you select these doors to add to your decor.

Available in 6/8 in primed and unprimed fir. 8/0 are unprimed fir only with raised panel bottom.

Add to your own expression by selecting from the optional glass found on page 30.



7000



8000



9000



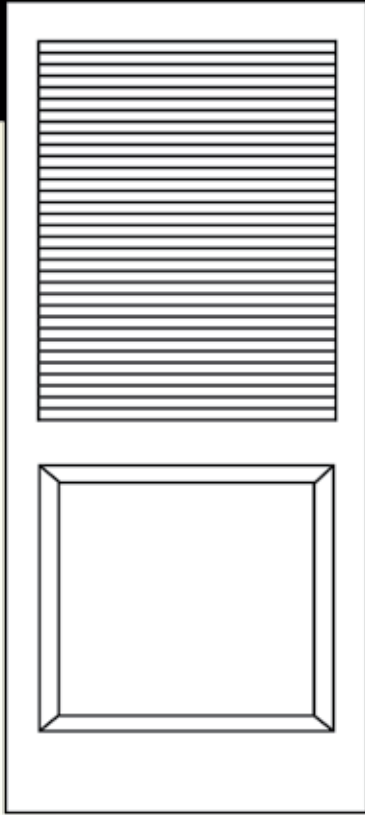
1520



1525

501  
with Mirror501  
with Pantry Glass


# Louver Interior Doors




*Pine Model 403*

**L**ouvered and half louvered doors are available in fully ventilated louvers and non-ventilating false louvers. Perfect for those applications that need air movement and for those that require privacy. A wide range of sizes are available including 6/8 and 8/0 height. All primed and ready to paint.


*Louver Doors are also available as Bi-Folding Units for closets or room dividers. Primed and ready to paint.*



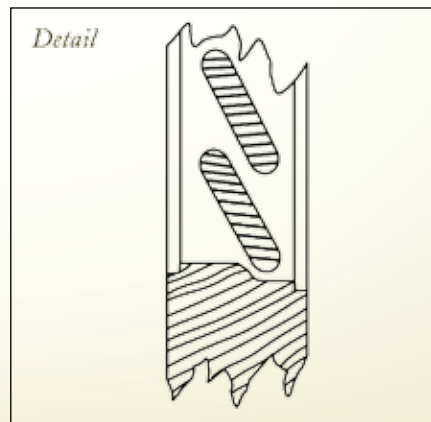
*Pine Model 402*



*402*



*403*



*Detail*

# Molded Doors



Conmore 6'8"



Made from molded high-density fiberboard, CraftMaster doors resist shrinking, swelling, cracking and joint separation.

## Specify the Door That Makes the Grade

- All doors are available primed and ready to paint.
- CraftMaster doors can be specified in 1<sup>3</sup>/<sub>8</sub>" and 1<sup>3</sup>/<sub>4</sub>" thicknesses.
- Most 1<sup>3</sup>/<sub>4</sub>" thick CraftMaster doors can be manufactured to meet 20-, 45- and 60-minute fire ratings as per Warnock Hersey specifications.



## Make a Solid Choice

- For the heft and sound-deadening properties of solid wood, specify solid core construction.
- Most CraftMaster doors can be specified for either hollow or solid core construction and with either finger-joint or MDF stiles and rails.

## Tough on the Inside

- A CraftMaster door facing is made from an engineered wood fiber mat that is molded under intense heat and pressure into an 1/8" (3.2mm) thick sheet of high-density fiberboard. The result assures consistent quality from door to door, room to room, and home to home.

## Environmentally Responsible


- Due to their physical composition, CraftMaster molded door facings are not subject to the California Air Resource Board's Airborne Toxic Control Measure 93120 (ATCM). This measure enforces limits on formaldehyde emissions. If they were subject to the ATCM, CraftMaster door facings would meet the specification for the designation "ultra low formaldehyde emitter." CraftMaster door facings have demonstrated formaldehyde emissions equivalent to wood through repeated testing by the Composite Panel Association (CPA), a third party certifier for the CARB ATCM rule.
- No old growth timber is harvested for the manufacture of CraftMaster designs. Instead, by-products from sawmill operations are used to convert wood chip waste into designs of true beauty.
- CraftMaster molded door facings contain a minimum of 63% by weight, pre-consumer recycled content. This is certified by Scientific Certification Systems, certificate number SCS-MC-01801.
- CraftMaster molded door facings contain a minimum of 50% by weight, pre-consumer recycled content.
- CMI uses a low VOC primer, among the most environmentally friendly paint products on the market.

For our full line of interior doors, visit [tmcobb.com](http://tmcobb.com).

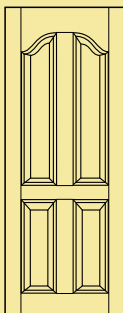
From passage to bifold designs, your selection is wide

open


Passage and Bifold Designs




Caiman®




Carmelle®




Carrara®



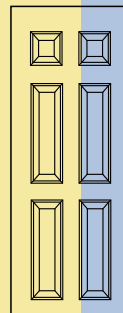
Cashal™




Classique®  
Cremona®




Clermont®




Colonist®



Corvado®



Coventry®



Crossmore®



# Rich texture, in a variety of designs



## Colonist®

Pine wood grain texture or smooth finish

- Distinguished by more than a quarter century of precision craftsmanship and design, this classic design rises above all imitators.
- Available in 6'8", 7'0" and 8'0" passage and bifold sizes.



## Carmelle®

Oak wood grain texture

- Arched tops lend a storybook flair to this four-panel classic.
- Available in standard 6'8" passage and bifold sizes.



## Clermont®

Oak wood grain texture

- A simple, straightforward design versatile enough to contribute to any décor.
- Available in standard 6'8" passage and bifold sizes.



## Classique®

Oak wood grain texture

- Bold, sleek, stylish, this door brings chic to any room.
- Available in standard 6'8" passage and bifold sizes.



## Madison®

Smooth finish

- A square top, single-panel plank door that brings character and charm to any room.
- Available in 6'8", 7'0" and 8'0" passage and bifold sizes.



## Coventry®

Oak wood grain texture

- A classic design that manages to have both a unique character and a universal appeal.
- Available in standard 6'8" passage and bifold sizes.



## Conmore®

Elegant smooth finish.

- The only truly authentic molded, flat 5-panel door.
- Available in standard 6'8" passage and bifold sizes.



## Caiman®

Smooth finish

- A two-panel, true arch design
- ADA Compliant Bottom Rail Available
- Available in 6'8", 7'0" and 8'0" passage and bifold sizes.



## Corvado®

Smooth finish

- The warmth and richness of a traditional plank door with a distinctive groove and modified sticking pattern for added detail.
- Covered by U.S. Patent D541947.
- Available in 6'8", 7'0" and 8'0" passage and bifold sizes.



## Cremona®

Smooth finish

- Bold, sleek, stylish, this door brings chic to any room.
- Available in 6'8", 7'0" and 8'0" passage and bifold sizes.



## Coventry®

Smooth finish

- A classic design that manages to have both a unique character and a universal appeal.
- Available in 6'8", 7'0" and 8'0" passage and bifold sizes.



## Crossmore™

Smooth finish

- Created through advanced panel technology to create the only truly authentic molded flat panel door.
- Reflects traditional Craftsman architecture and beautifully simplistic Mission-style, yet its modern design is equally popular today.
- Available in 6'8" and 7'0" passage sizes.



## Carrara®

Smooth finish

- Austere yet welcoming, this uncluttered design has limitless appeal.
- Available in 6'8", 7'0" and 8'0" passage and bifold sizes.

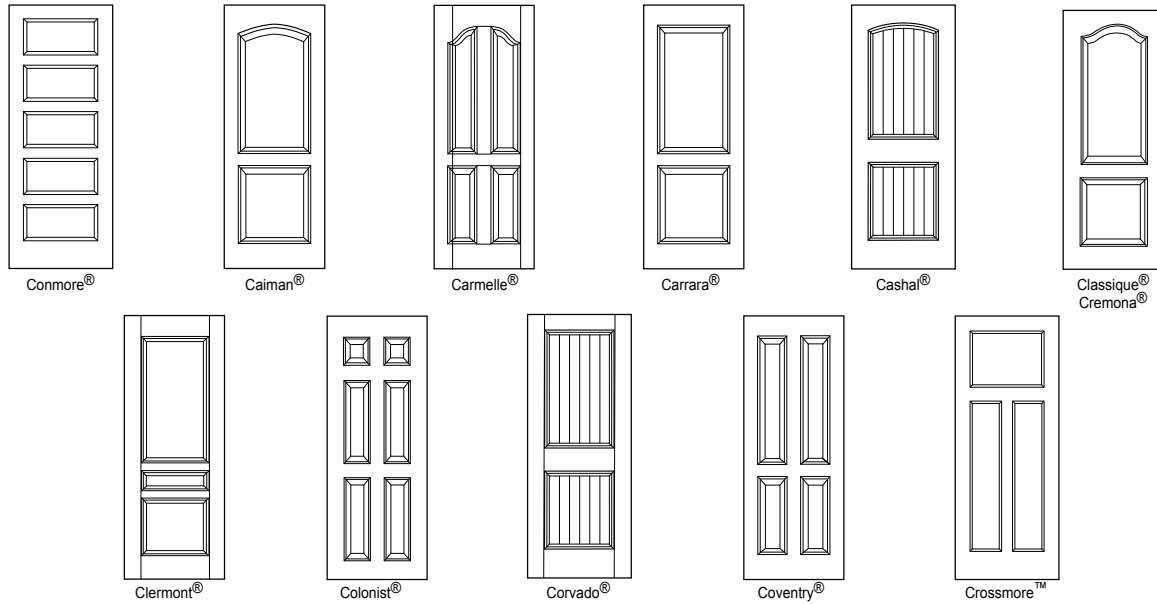


## Cashal™

Smooth finish

- An arch top, two-panel plank door that brings character and charm to any room.
- Available in 6'8", 7'0" and 8'0" passage and bifold sizes.

# Sizing Options



Look for the "C" for an authentic CraftMaster Door

### PASSAGE

### BIFOLDS

	1'3"	1'4"	1'6"	1'8"	2'0"	2'2"	2'4"	2'6"	2'8"	2'10"	3'0"	1'6"	2'0"	2'4"	2'6"	2'8"	3'0"	4'0"	5'0"	6'0"	
Conmore Smooth 6'8"			■	■	■	■	■	■	■	■	■		■		■						
Caiman Smooth 6'8", 7'0"	■	■	■	■	■	■	■	■	■	■	■		■		■	*	■	■	■	■	
Caiman Smooth 8'0"			■	■	■	■	■	■	■	■	■										
Carmelle Textured 6'8"		■	■		■	■	■	■	■	■	■		■	■	■	■	■	■	■	■	■
Carrara Smooth 6'8", 7'0"	■	■	■	■	■	■	■	■	■	■	■		■	■	■	■	■	■	■	■	■
Carrara Smooth 8'0"	■	■	■	■	■	■	■	■	■	■	■		■	■	■	■	■	■	■	■	■
Cashal Smooth 6'8", 7'0"		*	■	■	■	■	■	■	■	■	■		■		■	*	■	■	■	■	■
Cashal Smooth 8'0"	*	*	■	■	■	■	■	■	■	■	■		■		■	*	■	■	■	■	■
Classique Textured 6'8"	■	■	■	■	■	■	■	■	■	■	■		■	■	■	■	■	■	■	■	■
Clermont Textured 6'8"	■	■	■	■	■	■	■	■	■	■	■		■		■	■	■	■	■	■	■
Colonist Textured 6'8"	■	■	■	■	■	■	■	■	■	■	■	■	■	■	■	■	■	■	■	■	■
Colonist Smooth 6'8"	■	■	■	■	■	■	■	■	■	■	■		■	■	■	■	■	■	■	■	■
Colonist Textured 7'0"					■	■	■	■	■	■	■		■	■	■	■	■	■	■	■	■
Colonist Textured 8'0"					■	■	■	■	■	■	■		■	■	■	■	■	■	■	■	■
Colonist Smooth 8'0"	■	■	■	■	■	■	■	■	■	■	■		■	■	■	■	■	■	■	■	■
Continental 6'8", 7'0", 8'0"	■	■	■	■	■	■	■	■	■	■	■		*	*	*	*	*	*	*	*	*
Corvado Smooth 6'8", 7'0"	*	*	■	■	■	■	■	■	■	■	■		■		■	*	■	■	■	■	■
Corvado Smooth 8'0"	*	*	■	■	■	■	■	■	■	■	■		■		■	*	■	■	■	■	■
Coventry Textured 6'8"	■	■	■	■	■	■	■	■	■	■	■		■	■	■	■	■	■	■	■	■
Coventry Smooth 6'8", 7'0"	■	■	■	■	■	■	■	■	■	■	■		■	■	■	■	■	■	■	■	■
Coventry Smooth 8'0"	■	■	■	■	■	■	■	■	■	■	■		■	■	■	■	■	■	■	■	■
Cremona Smooth 6'8", 7'0"	*	*	■	■	■	■	■	■	■	■	■		■		■	*	■	■	■	■	■
Cremona Smooth 8'0"	■	■	■	■	■	■	■	■	■	■	■		*	*	*	*	*	*	*	*	*
Crossmore Smooth 6'8", 7'0"			■	■	■	■	■	■	■	■	■		■		■	*	■	■	■	■	■
Madison 6'8", 7'0"	■	■	■	■	■	■	■	■	■	■	■		*	*	*	*	*	*	*	*	*
Madison 8'0"		■	■	■	■	■	■	■	■	■	■		*	*	*	*	*	*	*	*	*

\* Check with your supplier for availability.  
Trimming CraftMaster molded doors will void the warranty.



Corvado 6'8"



Cremona 8'0"



Cashal

## Get the door that endures

- Offers consistent quality throughout the home.
- Resists cracking, splitting, shrinking and joint separation.
- Long-lasting with low maintenance.

## Choose CraftMaster

**ENHANCE INTERIORS.** Use doors as an integral part of interior design. Add style, elegance and decorating consistency to your projects.

**HASSLE-FREE PERFORMANCE.** No cracking or panel separation due to seasonal humidity changes means no repainting or replacing.

**SUPERIOR VALUE.** Compelling design and customization opportunity at a significant value versus solid wood or flush doors.



## Contact Us

Since 1935, T.M. Cobb has been creating the finest interior doors. Your assurance of a fine, quality product is the T.M. Cobb commitment. It is this commitment that sets T.M. Cobb products apart.

For further information, call the sales office nearest you or visit [www.tmcobb.com](http://www.tmcobb.com)

Sacramento, CA	800-366-4262
Riverside, CA	800-371-2622
	800-371-6822




We're door people.



 **T.M. COBB** presents:

## THE DESIGN COLLECTION MDF Doors



# THE DESIGN COLLECTION

The Design Collection includes Panel, French, Bifold and Fire Rated doors with virtually infinite design opportunities. The premium Medium Density Fiberboard (MDF) doors offer quality by combining cutting-edge technology and old-fashioned craftsmanship. All Design Collection MDF doors are manufactured from the highest quality materials available on the market today. The interior panel doors are constructed with Expanded Polystyrene (EPS) sandwiched between two pieces of MDF.

MDF doors with EPS core offer several advantages:

- 40% lighter than the standard 2'6" x 6'8" MDF door
- Provides a smoother finishing surface
- Unlimited design options, including most graphics and text
- More cost-effective
- Environmentally friendly
- Less prone to shrinkage, expansion or warping

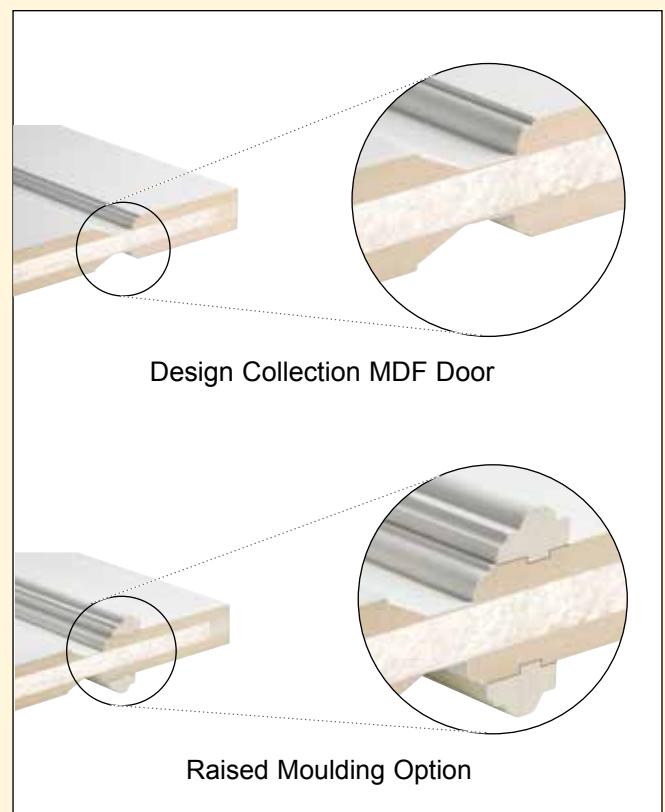


## RAISED MOULDING

Make a dramatic transformation in the appearance of your MDF door with the simple addition of raised moulding.

### WHAT IS RAISED MOULDING?

Raised moulding is a moulding which projects in front of the face of the door. It is used to cover the transition point between two members with different surface levels. Factory applied and pre-primed, this is an economical way to add an elegant element to your décor. Available in two different styles to give you two distinctive appearances.


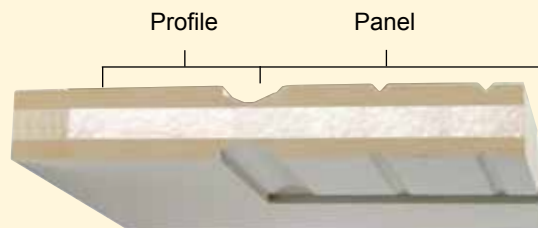


*40% Lighter Than  
Standard MDF Doors*

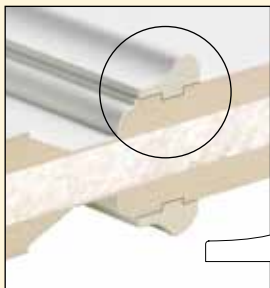
# THE DESIGN COLLECTION

## PROFILE & PANEL OPTIONS

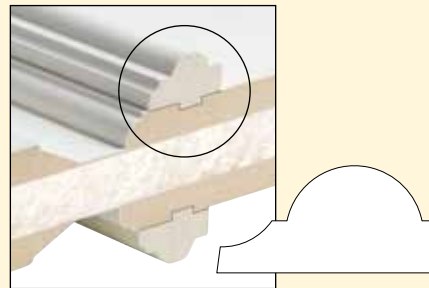
Mix and match any of our four profile options, four panel options or two raised moulding options.



## RAISED MOULDING



Low Profile (L)



High Profile (H)

## CUSTOM DESIGNS


Do you have a unique door design in mind, but can't seem to find it? Let T.M.Cobb bring your idea to life. If you can get it on paper, our master craftsmen can make it a reality. See your T.M.Cobb dealer for details.

# THE DESIGN COLLECTION

The Design Collection is primed with our state-of-the-art automated priming system. Every door is delivered with two coats of acrylic base latex primer, applied at a rate of four-mil thickness and sanded after each coat. Each door is ready to accept its final paint finish in your choice of color – either water or solvent-based enamel paint.



Precision Routing Technology provides crisp lines




SureEdge

## Precise Routing Provides Crisp Lines

**The SureEdge Advantage:** Installed in each stile, the SureEdge system allows maximum screw holding power and ease of hinge mortising.

The Window and Door Manufacturers Association (WDMA) has established a performance-based standard to judge the screw-holding capacity of doors for use in commercial settings. The current standard (I.S. 1A) contains three classifications of “Duty Level.” In independent tests conducted at Washington State University, Design Collection Premium MDF doors with a Radiata SureEdge outperformed the “Extra Heavy Duty” level with more than 45% greater screw holding capacity.



SureEdge

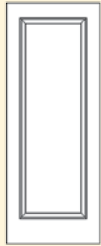
WDMA suggested uses for “Extra Heavy Duty” doors: classroom, patient room, public bathroom, dorm room, auditorium entry, detention/correctional, bullet-resistant, gymnasium/locker room, surgical entry, assembly area, and trauma center.

Suggested uses for “Heavy Duty” doors include: assisted living entry, office, stairwell, hotel/motel room, and apartment/condo entry.

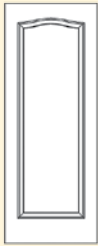
The Wood Materials and Engineering Laboratory at Washington State University conducted testing in September 2005, according to the test procedure NWWDA TM-10: “Test Method to Determine the Screw Holding Capacity of Wood Door Stiles.” Documentation is on file at the T.M.Cobb Company.

SCREW HOLDING CAPACITY	DUTY LEVEL		
	Extra Heavy	Heavy	Standard
WDMA I.S. 1A Performance Requirement	>550 lbs	>475 lbs	>400 lbs
<b>Design Collection Premium MDF Door with Radiata SureEdge</b>	<b>&gt;800 lbs</b>		

# THE DESIGN COLLECTION



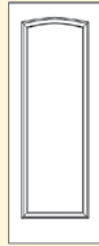
DC 1000



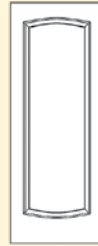
DC 1010




DC 1020



DC 1030



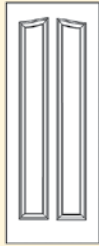
DC 1040



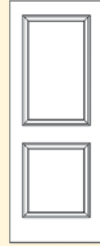
DC 1050



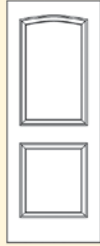
DC 2000



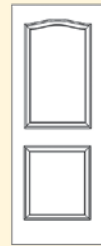
DC 2010



DC 2020



DC 2030



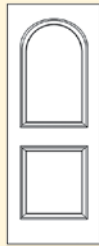
DC 2040



DC 2050



DC 2060



DC 2070



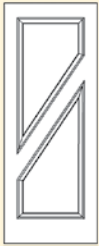
DC 2080



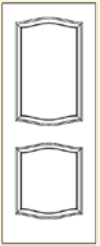
DC 2090



DC 2130



DC 2140



DC 2150



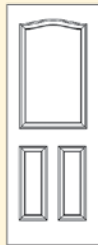
DC 2160



DC 3000



DC 3010



DC 3020



DC 3030



DC 3040




DC 3050



DC 3060



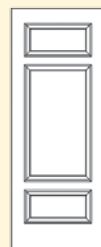
DC 3070



DC 3080



DC 3090



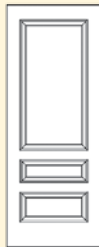
DC 3100



DC 3110



DC 3120



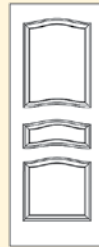
DC 3130



DC 3140



DC 3160



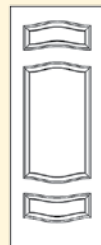
DC 3170



DC 3180



DC 3190



DC 3200



DC 3210



DC 3220



DC 3230



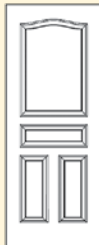
DC 3300



DC 4000



DC 4010



DC 4020



DC 4030



DC 4040



DC 4050



DC 4060



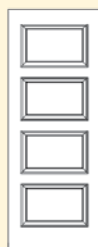
DC 4070



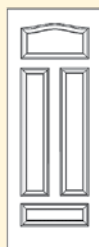
DC 4080



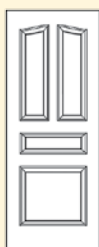
DC 4090



DC 4100



DC 4110



DC 4120



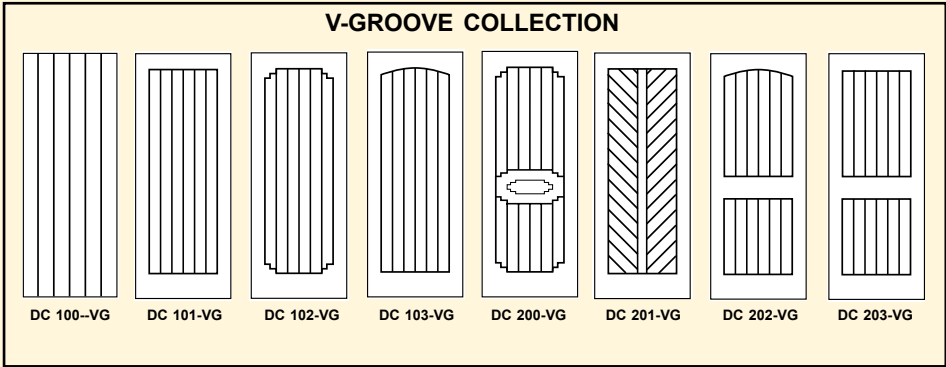
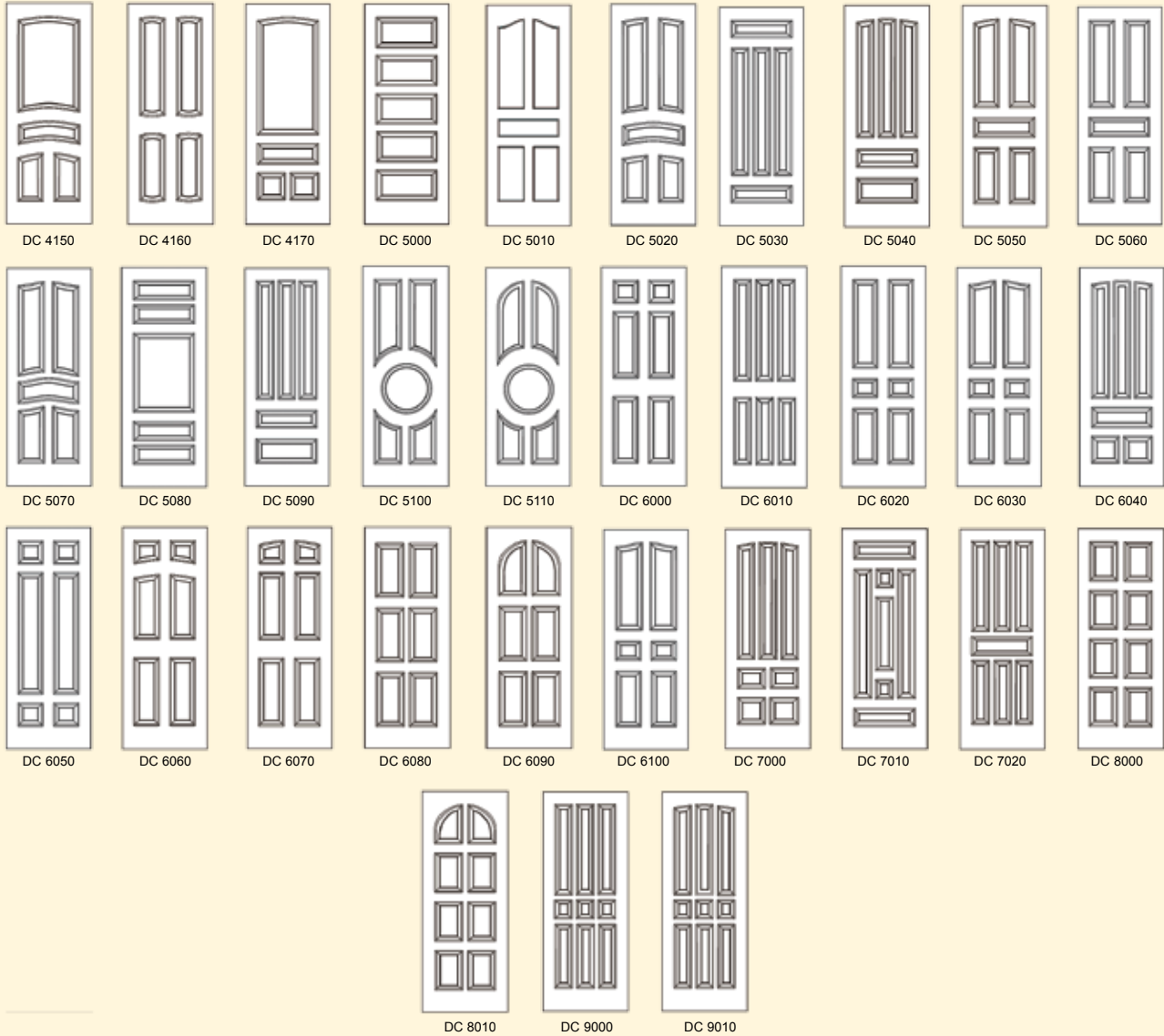
DC 4130



DC 4140



# THE DESIGN COLLECTION



# THE DESIGN COLLECTION

## FRENCH DOORS

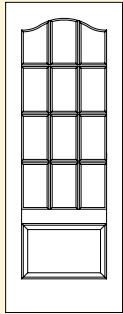
T.M.Cobb includes French doors in an arched top rail and common arched pair designs, which complement our premium MDF series.

These doors are assembled with a durable MDF veneer laminated over pine core stiles and rails. Built with our customary stile and rail construction and a true divided lite

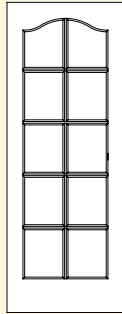
(TDL) with  $\frac{1}{8}$ " press fitted tempered clear glass. Each pane has a protective film covering the glass.

Each door is delivered with two coats of acrylic-base latex factory applied primer. Each door is sanded between each primer application.

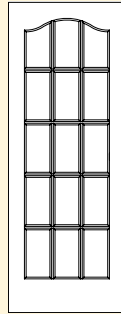
## GLASS



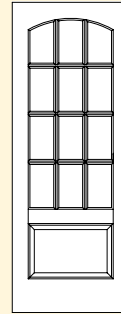
PRM 814



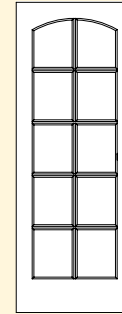
PRM 825



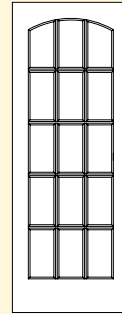
PRM 827



PRM 844



PRM 845



PRM 847

## 20-MINUTE FIRE RATED DOORS

Fire Rated Doors offer:

- Custom design opportunities
- Maximum size  $1\frac{3}{4}$ " - 3'6" x 8'0"
- Offer safety and reliability

## BIFOLD DOORS

Bifold doors offer:

- Custom designs made simple
- The SureEdge Advantage
- Track and hardware included
- Raised moulding option

## SPECIFICATIONS

Thickness:  $1\frac{3}{8}$ "

Widths: 2'0", 2'6", 3'0", 4'0", 5'0", 6'0"

Heights: 6'8", 7'0", 8'0"

## CUSTOM DESIGNS

Do you have a unique door design in mind, but can't seem to find it? Let T.M.Cobb bring your idea to life. If you can get it on paper, our master craftsmen can make it a reality.

# THE DESIGN COLLECTION

## HANDLING

The handling of a T.M.Cobb MDF door is the same as any high quality wood door. Here are some helpful basic instructions.

1. Doors should be delivered to the building site only after the concrete, plaster, stucco, sheet rock and paint are completely dried.
2. Doors need to be stored on a level surface in a dry, well-ventilated area. Make sure there is support for the center of the unit so the doors do not sag. DO NOT lean the doors up against walls.
3. Avoid dragging doors across one another and keep the doors clean.
4. Door should be conditioned to the average prevailing relative humidity of the locality before hanging.
5. Doors should not be subject to extreme or rapid changes in heat or humidity. Avoid sudden changes, such as using forced heat to dry out a building.
6. A light sanding to remove any minor imperfections prior to finishing enhances the quality of the final finish.

## INSTALLATION TIPS

1. It is imperative that you pre-drill pilot holes. The pilot holes should be 90-95% of the screw core diameter.  
The pilot hole should be approximately 1/8" deeper than the length of the screw
2. Do not over-tighten the screws. Set drill clutch to minimum. Over tightening the screws can cause wedges or create minor splits.
3. Recommend a #9 x 1 1/4" screw for a 1 3/8" door, and a #10 x 1 1/4" for a 1 3/4" door.
4. For doors 6'8" in height, we recommend the use of 3 hinges. For doors 7' and taller, we recommend the use of 4 hinges.



CUSTOM DOORS MADE TO ORDER  
FIT ODD SPACES WHERE  
NOTHING ELSE WILL

## *Southwest Collection*

Matching Interior and Exterior Knotty Alder



**Hand-Crafted  
for that  
Authentic  
Southwest  
Design**



# Southwest Collection Panel Doors



**KA-41**

**KA-40**



**KA-42**

**KA-43**



**KA-10**

**KA-16**



**KA-13**

**KA-12**

KNOTTY ALDER IS CHARACTERIZED BY DIFFERING SIZE, OPEN AND CLOSED KNOTS

## Southwest Collection French Doors



**KA-51**  
SINGLE OR DUAL GLAZED



**KA-52**  
SINGLE OR DUAL GLAZED



**KA-53**  
SINGLE OR DUAL GLAZED



**KA-13**

- *Manufactured Using Premium Grade Red Knotty Alder*
- *Engineered For Both Interior and Exterior Use*
- *Available in 6/8 & 8/0 Height, 1<sup>3</sup>/<sub>4</sub>" or 1<sup>3</sup>/<sub>8</sub>" thick*
- *Veneered Engineered Stiles for Strength and Stability*
- *A Full 5<sup>3</sup>/<sub>8</sub>" Wide Stiles on 1<sup>3</sup>/<sub>4</sub>" Doors and 4<sup>1</sup>/<sub>2</sub>" on 1<sup>3</sup>/<sub>8</sub>" Doors*
- *Exclusive 3<sup>1</sup>/<sub>4</sub>" Bevel Raised Panel or Cobb Authentic V-Groove Panel. Both 1<sup>3</sup>/<sub>8</sub>" Thick and Split Resistant*



*KA-13  
Shown*

*Southwest Collection  
Custom Designs*



*Custom KA-42 Full Radius*



*Southwest Collection  
Custom Designs*



*Custom KA-13 Full Radius*

# Custom Southwest Collection



KA-10  
KNOTTY ALDER  
LIGHT DISTRESS

## DISTRESSED DOOR DESIGNS

Knotty Alder distressing is a process that changes the texture and appearance of the wood for a dynamic, bold, and pronounced look. This stylish aesthetic treatment is unique, sure to give your door an added touch of detail to your liking. All distressed southwest doors are custom made per order.



KNOTTY ALDER  
LIGHT DISTRESS



KA-10  
KNOTTY ALDER  
MEDIUM DISTRESS



KA-10  
KNOTTY ALDER  
HEAVY DISTRESS



KNOTTY ALDER  
medium distress



KNOTTY ALDER  
heavy DISTRESS



KA-10  
KNOTTY ALDER  
MEDIUM DISTRESS



KA-10  
KNOTTY ALDER  
HEAVY DISTRESS

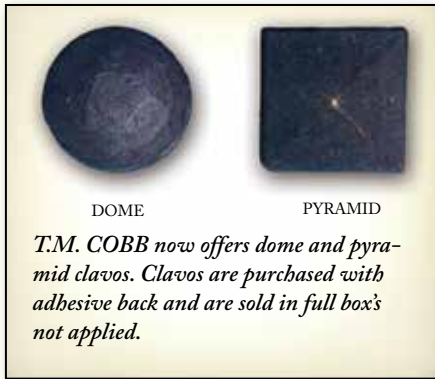


KA-13  
with heavy distress

# Custom Southwest Collection

## PLANK AND SPEAKEASY DOORS

Our Plank Doors incorporate an elegant vertical plank design that captures the classic style and straightforward beauty all of our doors are known for. Speakeasy Doors are also a nice touch to give your entrance an added hint of style and functionality. Plank and Speakeasy Doors are custom made per order.



KA-PLANK



Custom made model KA-4082



KA-PLANK  
Arch Top



KA-42  
with speak easy



GRILL



HINGES/LATCH

No warranty against warp on plank doors.

## Custom Wood Windows



### Double Hung Windows

Beyond the basic double hung window. This classic window has been taken to a new architectural level. It's easy to operate, easy to clean, and fits most budgets.

Balanced sash allow for smooth, easy operation. Cleaning the window from inside the home with our "Tilt-in" feature makes cleaning less of a chore.

Cobb double hung windows are made to your size. They are built to be easy on your energy cost too. Foam backed jamb liners, top and bottom weatherstripping and positive locking mechanism help make that important tight seal.



#### Exclusive Features:

1. Full 4-1/8" or 4-1/2" Jamb (Wider Jamb Optional)
2. Extruded Vinyl Jamb liners with Foam Backing and our Concealed Balance System
3. Sash are a Full 1-3/8" Thick, VG Douglas Fir with Tilt-in Feature
4. 1/2" Insulated Glass (Other Glass Options are Available)
5. Sash Weatherstripped with Bulb Weatherstripping
6. Solid One Piece Redwood Sill
7. Sill Pans to Protect Moisture Intrusion
8. Wide Selection of Exterior Trim



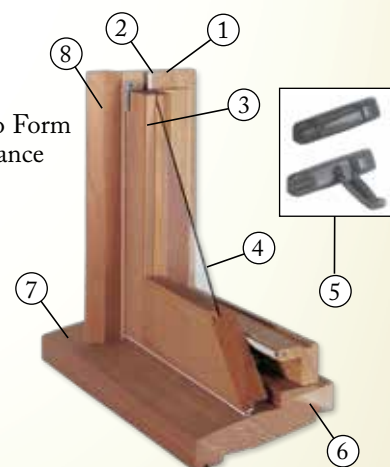
### Casement Windows

Equally, our casement window has undergone the same evolution as the double hung window. Exact engineering features make it one of the leading casement windows on the market today. Tested to meet our high standards, and yours. Old world French paired casements also add to the charm of this traditional window. Truly one of the best.



#### Exclusive Features:

1. Full 4-1/8" or 4-1/2" Jamb (Wider Jamb Optional)
2. Completely Weatherstripped with Bulb Weatherseal to Form a Double Weatherstripped System for Added Performance
3. Sash is a Full 1-3/8" Thick VG Douglas Fir
4. Shown in Single Glazed. Insulated Glass Optional. (Other Options are Available)
5. Truth® Entry Guard Hardware
6. One Piece Redwood Sill
7. Sill Pans to Protect Against Moisture Intrusion
8. Wide Selection of Exterior Trim



### Bay Windows



See things a little differently when you install a bay window. Built to fit your opening. Available with either casement (shown) or double hung "Flankers". No matter how you design it, it's a great way to see the world outside. Features include all the unique features of the casement and double hung units plus the head and seat is included and it's completely assembled and ready to install.



# Custom Wood Windows

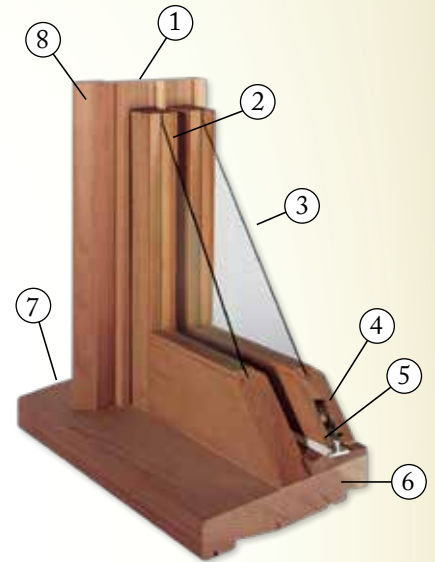
## Horizontal Sliding Windows

Sliding Windows belong to the same family as the Double Hung. The major difference is that they open horizontal rather than vertical. You can gain a wide-eyed vista much like a picture window when utilizing a sliding window. All units are available single or dual glazed.



### Exclusive Features:

1. 4-1/8" or 4-1/2" Jamb (Wider Jamb Optional)
2. Sash are a full 1-3/8" Thick VG Douglas Fir
3. Shown in Single Glazed, Insulated Glass Optional
4. Heavy Duty Roller System for Easy-Glide
5. Weatherstripped with a Combination of Bulb and Compression Weatherseals
6. One Piece Redwood Sill
7. Sill Pan to Protect Against Moisture Intrusion
8. Wide Selection of Exterior Trim



## Awning Style Windows

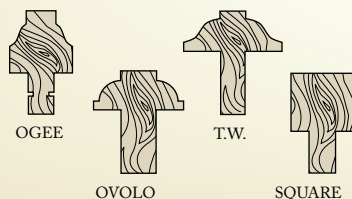
The most versatile window we manufacture, that's because you can design it's use with fixed or horizontal configuration. Use the awning style window to solve the need for light but the concern for privacy by installing high in the room.



### Exclusive Features:


1. 4-1/8" or 4-1/2" Jamb (Wider Jamb Optional)
2. Sash are a full 1-3/8" Thick VG Douglas Fir
3. Single or Insulated Glass
4. Truth® Entry Guard Hardware
5. Completely Weatherstripped with Bulb Weatherseal to Form a Double Weatherstripped System
6. One Piece Redwood Sill
7. Sill Pan to Protect Against Moisture Intrusion
8. Wide Selection of Exterior Trim

### True Divided Lite with Barwork You Select

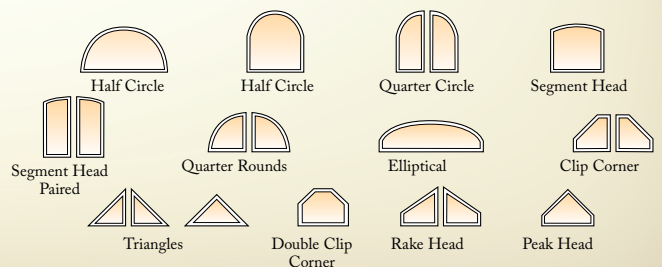


1 3/8" Sash Barwork Typical Detail (Not to Scale)

### Your Choice of Exterior Trim




### Custom Window Shapes



## *Precision Multi-Point Locking System*








### *Your Choice of Handle Design*



*The Millennium      The Heirloom*

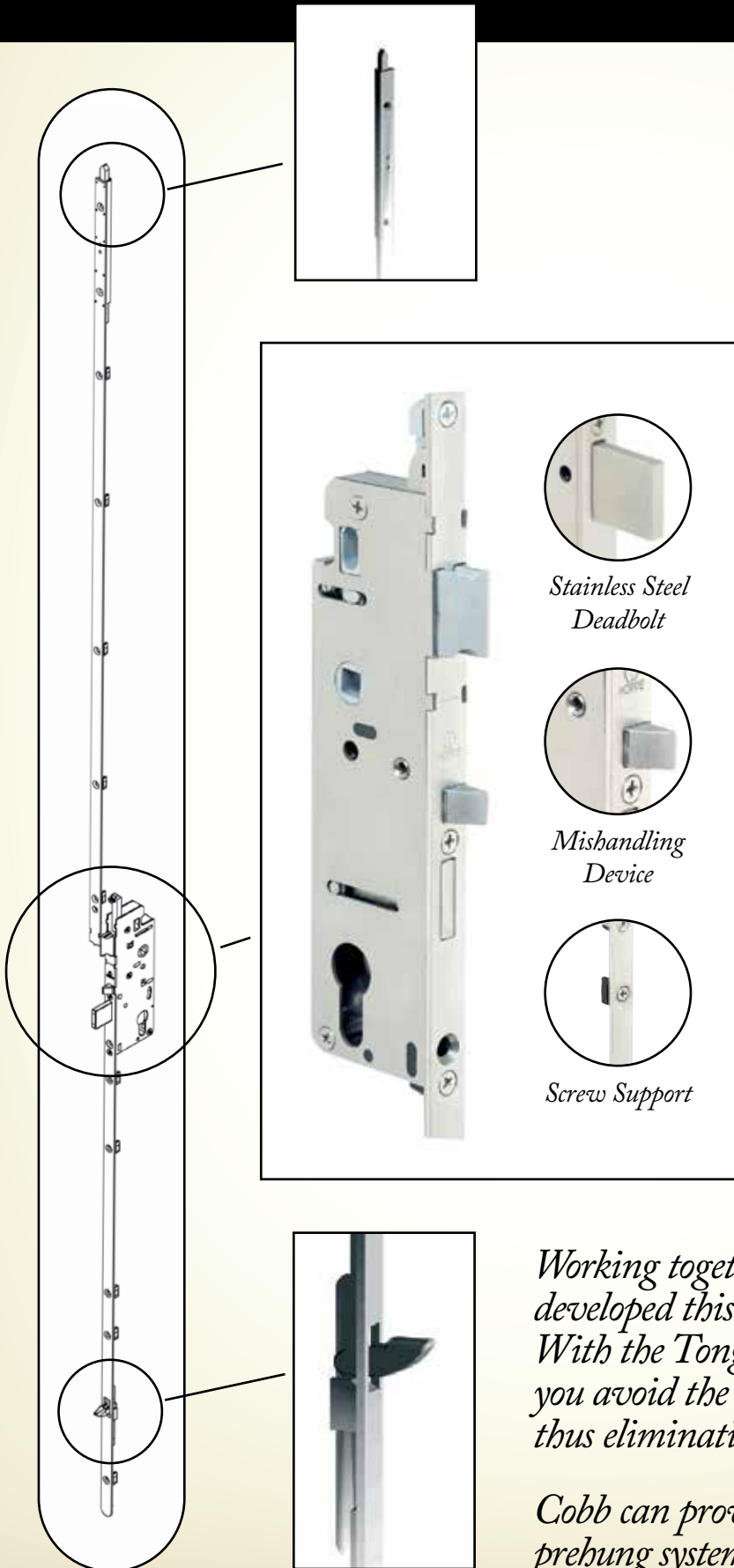
### *Your Choice of Six Handle Finishes*



*• The Widest Selection of Handle Finishes to Match Any Decor.*

*• Choose from Two Architecturally Correct Handle Designs, The Millennium or The Heirloom.*

## Precision Hardware that Works



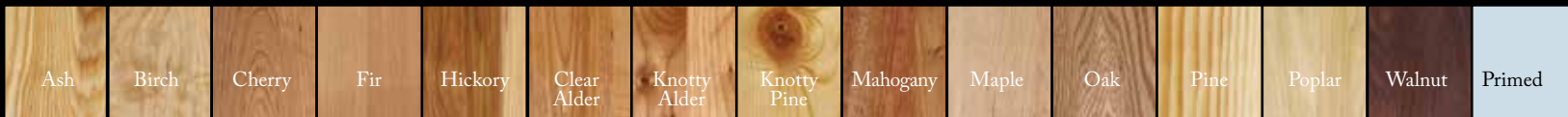
- *Our Exclusive Combination Shootbolt-Tongue Multi-Point System*
- *Developed and Engineered as Requested By T.M. Cobb*
- *The Result..... The Best Lock on the Market Today*



*Working together, T.M. Cobb and Hoppe developed this exclusive locking system. With the Tongue action at the bottom of the door, you avoid the need to drill another hole in the sill, thus eliminating another leak source.*

*Cobb can provide this locking system with its prehung systems. Hardware only is not available.*

## Available Species



**Hard White Maple** - Maple has been a favorite of American furniture makers since early colonial days. Hard maple is the standard wood for cutting boards because it imparts no taste to food and holds up well. The sap wood is creamy white with a slight reddish brown tinge. The wood has a close fine, uniform texture and is generally straight-grained. Maple can be stained to an outstanding finish and polishes well.

**African Mahogany** - An excellent cabinet and veneer species because of its long trunk form, rapid growth, and attractive pinkish-red to deep reddish brown lustrous wood. Interlocked or straight grain, often with a ribbon figure, and a moderately coarse texture. Mahogany has a reddish brown heartwood, often with a purple cast. Mahogany stains and polishes to an excellent finish.

**Clear and Knotty Pine** - One of North America's most abundant species, Western pines include Ponderosa, Sugar and Idaho White Pine. Ponderosa Pine is perhaps the most beloved of Western pines. Its soft texture and light color distinguish it from Southern pines; its wood is among the most beautiful of all pines. Sap wood is nearly white to pale yellow, heartwood is light to reddish brown. Clear finishes with UV blockers can help retain its freshly-milled color. It has a pleasant pine scent and is slightly resinous. Knotty Pine contains knots that foster the log home look. Radiata Pine is used in all our pine louver products and Tyco panel doors.

**Poplar** - Poplar trees grow taller than any other U.S. hardwood species and they are members of the magnolia family. The sapwood is creamy white and may be streaked, with the heartwood varying from pale yellowish brown to olive green. The green color in the heartwood will tend to darken on exposure to light and turn brown. The wood has a medium to fine texture and is straight-grained; and has a comparatively uniform texture. A versatile wood that is easy to machine, plane, turn, glue and bore. It takes and holds paint, enamel and stain exceptionally well.

**Red Oak** - The oaks have been key in America's industrial transformation: railroad ties, wheels, plows, looms, barrels and of course, furniture and doors. The sap wood of red oak is white to light brown and the heartwood is a pinkish reddish brown. The wood is similar in general appearance to white oak, but with a slightly less pronounced figure due to the smaller rays. The wood is mostly straight-grained, with a coarse texture. Red oak machines well and it can be stained to a good finish with a wide range of tones.

**Walnut** - Walnut is a prized species for veneer panels, doors, furniture and cabinetry, with a warm, rich, high-quality appearance. The heartwood of walnut is light brown to dark chocolate brown, occasionally with a purplish cast and darker streaks. The wood develops a rich patina that grows more lustrous with age. The wood is generally straight-grained, but sometimes with wavy or curly grain that produces an attractive decorative figure. This species produces a greater variety of figure types than any other. Walnut is easy to work with and it holds paint and stain very well for an exceptional finish.



# Available Species



**Clear and Knotty Alder** - Alder is the leading hardwood of the Pacific Northwest. Alder, a relative of birch, is almost white when freshly cut but quickly changes on exposure to air, becoming light brown with a yellow or reddish tinge. Heartwood is formed only in trees of advanced age and there is no visible boundary between sap and heartwood. The wood is fairly straight-grained with a uniform texture. Alder machines well and is excellent for turning. It can be painted or stained to a good finish. When stained, it blends with walnut, mahogany or cherry. Knotty Alder is a lower grade that will contain knots. Knotty Alder is commonly used for the southwest look.

**Ash** - Ash belongs to the olive family, although its only fruit is a dart-like winged seed. Ash is a popular species for food containers because the wood has no taste. The sap wood is light-colored to nearly white. The wood is generally straight-grained with a coarse uniform texture. Ash machines well and can be stained to a very good finish. Ash has very good overall strength properties relative to its weight, and has excellent shock resistance.

**Eastern White Birch** - From sap to bark, birch trees are used to make everything from beer to tooth picks. Birch has a white sapwood. The wood is generally straight-grained with a fine uniform texture. Generally characterized by a plain and often curly or wavy pattern. The wood works fairly easily, glues well, and takes stain extremely well.

**Cherry** - Like all fruit trees, cherry belongs to the rose family. American colonists used the cherry tree for its fruit, medicinal properties and home furnishings. The heartwood of cherry varies from rich red to reddish brown and will darken with age and on exposure to light. The wood has a fine uniform, straight-grain, satiny, smooth texture, and may naturally contain brown pith flecks and small gum pockets. Cherry is easy to machine, nails and glues well and when sanded and stained, it produces an excellent smooth finish.

**Douglas Fir** - Douglas Fir grows throughout Western forests with the most abundant region being in coastal climates of Oregon, Washington and northern California. Fir's light rosy color is set off by its remarkably straight and handsome grain pattern. Sap wood is white to pale yellow; heartwood is russet with high contrast between the springwood and summerwood. Douglas Fir doors, manufactured from the products in the Factory and Shop grade classification, are renowned for their beauty and performance.

**Hickory** - In Eastern North America, hickory survived the catastrophic changes of the Glacial Epoch, some 50 million years ago. Thus, it is the first strictly American hardwood species. Hickory is the hardest, heaviest and strongest American wood. The sapwood of hickory is white, tinged with inconspicuous fine brown lines while the heartwood is pale to reddish brown. Both are coarse-textured and the grain is fine, usually straight but can be wavy or irregular. The wood can be sanded to a good finish. The grain pattern welcomes a full range of medium-to-dark finishes and bleaching treatments.

**Primed** - We generally prime coat our fir doors when primed is requested. Primed M.D.F. is another option.

# Warranty

## Limited One-Year Warranty.

For a period of one year from date of shipment, all T.M. Cobb manufactured stile and rail doors shall be free of defects which render such door(s) unserviceable or unfit for ordinary recommended use. Warranty is extended to the original buyer or end user and is not transferable.

## Persons Covered by Limited One-Year Warranty.

T.M. Cobb extends its Limited One-Year Warranty only to the persons or companies to whom it has sold its doors. Warranties made by T.M. Cobb customers to subsequent purchasers cannot be honored by T.M. Cobb.

## Characteristics Excluded from these Warranties.

The following are not defects in the workmanship or material and are not covered by this written warranty:

1. Warp in stile and rail doors less than one-quarter inch (1/4") in the plane of the door itself, and any warp in stile and rail doors over 3'0" wide or 7'0" high.
2. Damage caused by failure to comply with the care and handling instructions printed on page 87 of this brochure.
3. Damage caused by attempts to repair the door by persons other than T.M. Cobb or its approved representatives.
4. Natural variations in the color or texture of the wood.
5. Defects caused by warp or bow of the frame or jamb in which the door is hung, improper hanging of the door or improper installation such that the door does not swing freely.
6. Damage caused by improper handling or on site storage.
7. Panel misalignment or shrinkage.
8. Cracks or splits in split resistant panels which do not appear on both sides of the panel.
9. Failure to follow the finishing instructions on page 87
10. Gap allowance at stile and rail joints that is .007" x 15% of joint length or less.
11. Swing out doors with high exposure or less than 3 feet overhang 12 inches above the door.
12. Limited Overhang (page88).
13. Applying tint or film material to any surface of the glass.
14. Application of laquer based finishes .

## What T.M. Cobb Will Do.

In the event that a T.M. Cobb manufactured stile and rail door fails to conform to this warranty, T.M. Cobb will repair the door or, at its option, ship a replacement to its customer in the same condition of fit and finish as the door originally sold by T.M. Cobb. If T.M. Cobb is unable to replace the door and if repair is not commercially practicable, T.M. Cobb may reimburse the dealer's purchase price of the defective door. If the claimed defect is warp, T.M. Cobb may defer repairing or replacing the door for a period of up to twelve (12) months from the date of claim or the

date when the door was installed, in order to permit conditioning and equalizing to humidity and temperature conditions. The company cannot under any circumstances be responsible for installation, repainting, refinishing or other similar activities necessary to complete the replacement or any cost associated with the resolve.

## Glass.

Doors with insulated glass are warranted against hermetic seal failure for a period of five years from date of manufacture. Should there be a failure of the air seal within the warranty period, the company shall supply either the insulated glass only or the insulated glass in sash at the company's option. If hermetic seal failure is caused by the use of cleaning solutions that contains chemicals that attack our sealant or if lap painting was not conducted, no warranty shall be in effect. After market tint or any film material should not be applied to any surface of the glass. This will void the warranty. The company cannot under any circumstances be responsible for installation, repainting, refinishing or other similar activities necessary to complete the replacement or any cost associated with the resolve.

The company will furnish the insulated glass only free of charge, F.O.B. the original point of delivery. Cracked or broken glass is not covered by the warranty.

Decorative glass that is hand crafted may vary from one lite to another and contain variations in color, size, glass clarity and welded joints may differ. These are not defects. Tempered glass contains varying degrees of distortions. These distortions may effect view and are not considered a defect. All glass should be cleaned with mild soap & water only. All other solutions could cause damage or seal failure. Do not allow metal parts of cleaning equipment to contact glass.

## Limitations and Exclusions.

All implied warranties, including the warranties of merchantability and fitness for a particular purpose, are limited in duration for the period of one (1) year from the date of shipment to T.M. Cobb's customer.

T.M. Cobb shall not be liable for any special, consequential, indirect or incidental damages based upon breach of express or implied warranty, breach of contract, negligence, strict tort or any other legal theory. Such damages include, but are not limited to, loss of profits, loss of savings or revenue, loss of use of the door or the structure in which the door is installed, costs of any substitute doors, claims by third parties including subsequent purchasers of T.M. Cobb product and injury to property. Some states do not allow the exclusion or modification of incidental or consequential damages, so the above exclusions may not apply to you.

## How to Make a Claim.

Immediately upon discovering that a T.M. Cobb manufactured stile and rail door is defective or fails to conform to this warranty, the customer shall send a notice in writing to the dealer where the T.M. Cobb door was originally purchased. Must include proof of purchase from T.M. Cobb.

# Handling, Finishing & Installation Guidelines

## Handling, Finishing & Installation Guidelines:

Wood stile and rail doors are a reflection of quality and good taste. In order to ensure that the final consumer obtains maximum enjoyment and utility from these products, we strongly urge you to read and follow the guidelines detailed below. Failure to follow the guidelines below will invalidate our Limited Warranty. It will be the discretion of T.M. Cobb or its representative to approve or reject any claim due to poor handling, application, installation or finishing.

### Door Handling Guide

1. Handle all doors with clean gloves and equipment.
2. Avoid dragging doors across one another or across other surfaces. Avoid leaning at a steep angle.
3. Store on a level surface in a dry, well-ventilated building. Avoid stacking on end.
4. Cover doors to keep clean, but allow air circulation.
5. Door should not be subject to abnormal heat, dryness or humidity for prolonged periods. Avoid sudden change such as forced heat to dry out a building.
6. Deliver doors in clean truck and under cover in wet weather.
7. Deliver doors to building site only after plaster, stucco and/or cement is dry.
8. If the doors are to be stored for long periods or on the job site, the entire door including the top and bottom edges must be sealed in order to prevent undue moisture absorption.
9. Door shall not be exposed to excessive moisture (above 55%RH), excessive heat (90 degree F), direct sunlight, and/or dryness (30%RH).
10. Doors should not be stacked or stood directly onto cement floors.

### Door Fitting and Handling Guide

1. All wood doors should be conditioned to average prevailing relative humidity of the locality before hanging.
2. When hanging door, allow adequate clearance for swelling of door or frame in extreme damp weather.
3. Avoid cutting doors down in size, use designated sizes. If width trim is necessary, do not trim over 1/4" per side. Top may be trimmed 1/8" and the bottom no more than 3/4". Use a sharp, fine tooth saw for best results. Be sure to reseat both top & bottom.
4. Caution must be used to avoid impairing the utility or structural strength of the door when fitting for hardware, lites, louvers, panels, and/or any other special detail.
5. Use two hinges on doors 6/8' in height or less on interior doors, 3 hinges for exterior 6/8' doors and four hinges on doors over 6/8' in height. Hinges must be set in a straight line to prevent distortion. Pilot holes must be drilled for attachment of hardware.
6. Be sure that the jambs and stops are set perfectly square and plumb.
7. Where doors are installed for outward swing with no protection from the elements, doors must be properly protected with an exterior grade sealer and finish. Swing out doors are not warranted if there is no protective overhang.
8. Immediately after fitting, cutting for closers, weather-strip and/or threshold and before door installation on the job, the entire door including top and bottom edges must be sealed to prevent undue absorption of moisture.

### Door Finishing Guide

1. Adjust or align components if necessary.
2. All doors manufactured by T.M. Cobb require sanding prior to finishing.
3. T.M. Cobb will not be responsible for the appearance of field-finished doors.
4. Remove all handling marks, instruction labels, stamps and effects of exposure to moisture with a thorough, final light sanding over all surfaces of the door, using 150 or 180 grit sandpaper. NOTE: Small amounts of grease, oil or pitch can be wiped clean with mineral spirits.
5. Clean door thoroughly after sanding to remove all dust or foreign material. Avoid using chemical cleaners that react unfavorably to certain wood species and finishes. Consult a finish expert. Note: some hardwood species can have an adverse reaction with certain chemical cleaners and finishes.
6. Apply finish as soon as door is fitted, but before final hanging. Cutouts for hardware must be sealed prior to installation. T.M. Cobb will not warrant product that has been hung prior to finishing or that shows deterioration of wood or swelling due to finish breakdown.
7. Make sure all surfaces are sealed and finished, including top, bottom and side edges of the stiles and rails.
8. Use a good grade primer followed by at least three top coats of a good grade oil or latex paint. Generally, oil based paints should be used as a primer coat, although latex paint systems have been developed, which paint manufacturers may recommend for use with doors. Use exterior grade paint for exterior installation.
9. For stain finishes, apply a first coat of quality oil based stain and sealer followed by at least three coats of clear finish. Three coats of clear finish will provide maximum protection. Not all exterior stains are sealers. Doors must be adequately sealed to prevent excessive moisture absorption. Do not use lacquer-based finishes. Use exterior grade finishes for exterior installations. NOTE: On all stained doors, apply a coat of exterior wood wax and buff with soft cloth occasionally.
10. Sand lightly between all coats whether painting or staining, making sure that all surfaces and edges are covered every time a coat is applied.
11. To minimize moisture penetration where wood parts or glass and wood come together, be sure enough paint or sealer is applied to form a bridge film across any voids. Back putty any voids between glass and stop prior to finishing. Make sure that the finish does not prevent movement of panels.
12. You can make sure all coatings in the finish system are compatible by using products from the same manufacturer. Finish manufacturers will be able to tell you which of their products may be successfully applied in combination with each other. Finishes should be applied in accordance with the manufacturer's instructions.
13. Finish on doors will deteriorate over time. All products manufactured by T.M. Cobb require yearly inspection and potential additional coats of finish.

## Exterior Door Finishing Guide

In addition to the above, exterior doors need additional care.

1. Must be protected from moisture and sunlight prior to finishing.
2. They must be finished with at least three coats of exterior grade material on all six sides.
3. A substantial overhang and protection from the elements will minimize component movement inherent to exterior wood doors.
4. Use a high-grade exterior primer followed by at least three coats of

high-grade paint on all six sides. For natural finishes, use an oil base semi-transparent stain designed for exterior use, followed by at least three coats of marine spar varnish or locally approved exterior grade finish containing UV inhibitors to protect from sun damage. Do not use high-gloss and/or lacquer based finishes for exterior use. Dark colors will absorb heat and should be avoided. Dark colors will void warranty.

# Nuts & Bolts of the Selection Process

## Selection of Product

Product performance requires proper product selection and correct installation.

Therefore, it is the sole responsibility of the architect, specification writer, contractor, building owner or the installer to ensure the following:

- A. All products selected and purchased meet all local, state and federal government codes and regulations.
- B. All products selected and purchased are compatible with any and all conditions that may occur at the installation site either present or future.
- C. Are properly stored, handled, installed and finished as set for in COBB handling and finishing instructions.

## High Exposure

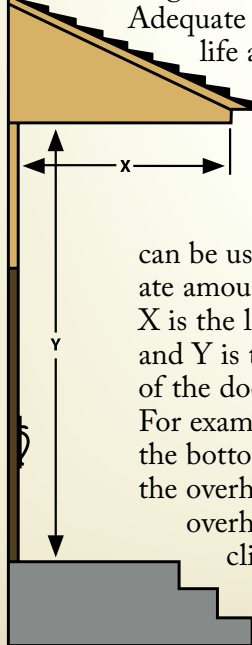
If the door is exposed to the elements, a fine bead of silicone caulk should be used between glass and stop or panel and stop on the exterior side of the door. Also, make sure all joints are properly sealed. All finishes should be checked periodically throughout the year to see if they require refinishing. Swing out doors with high exposure are not warranted.

## Maintenance


Periodic finish maintenance is required to ensure the life of the door is extended. The danger of moisture, exposure to sunlight, and weather exposure effect finish life. It is recommended to maintain finish yearly.

## Overhang Factoring-Swing in Doors

Overhang calculation:



Adequate overhang is very critical to the life and performance of any exterior door. A proper overhang will help protect your door from the elements and extend the life of the door. In most climate conditions the following formula can be used to determine the appropriate amount of overhang:  $X=1/2Y$  (where X is the length of the overhang required and Y is the distance from the bottom of the door to the base of the overhang.) For example, if the measurement from the bottom of the door to the base of the overhang is 8 feet, then the required overhang is 4 feet. For more severe climates, very wet or dry areas, the following formula should be used:  $Y=X$ .



# Wood



The only building material that builds itself.

Building “green” is a contemporary label for the “three E’s” that must be increasingly balanced by today’s building professionals: energy, environment and economy. A new orthodoxy has also emerged that assumes any alternative to wood is somehow environmentally preferable. So how does wood stack up as a green building material?

**Energy.** Wood is the only building material that is largely energy self-sufficient in its manufacture –the only material that builds itself. By weight, wood remains our number one industrial raw material, accounting for 47 percent of consumption, but for only four percent of the total energy embodied in the manufacture of raw materials.

Steel, on the same basis, accounts for just 23 percent of raw material while consuming 48 percent of the total energy input. Steel’s energy input is largely in the form of mining and burning coal - nonrenewable processes - while the primary energy input for wood is from solar energy.

Wood is also an energy efficient structural material when used in a building. Wood is a natural insulator; inch-for-inch it’s 15 times more efficient than concrete and 400 times that of steel.

**Environment.** An image of harvested trees begs the question, “Aren’t we running out of trees?”

Early in our country’s history the forests were looked upon as mined resources, another gold rush, and land to be cleared. History books are replete with images of forest giants clear-cut by Paul Bunyan, and Saturday morning cartoons continue to show “eco-villains” destroying the last forest.

Against this backdrop, it’s important to consider the substance rather than the symbolism.

The real story is that almost three billion trees are planted in America’s forestlands each year. Perhaps it has become difficult for our society to visualize a cycle that is 50 years long. But our forest growth now exceeds removals by 37 percent.

Of course, things weren’t always that way; as late as the 1920s harvest rates were double the growth. The balance changed during the 1920s as foresters began to control losses due to fire, disease and insects. Serious efforts to replant began in 1941 with the adoption of the first Tree Farm Act and in 1944 the Sustained Yield Management Act was passed as recognition of the finite nature of old growth timber.

Sustained yield is not a new concept to the forest products industry. In fact, it depends on the long-term health of forestlands. Northwest companies like Weyerhaeuser are now growing third-growth forests on their timberlands.

Another environmental plus for wood is its impact on the global carbon cycle. Many scientists contend that rising levels of carbon are leading to global warming. Growing wood fiber in your working forests is very beneficial to the balance of carbon in the atmosphere. The growth of one pound of wood absorbs 1.47 pounds of carbon dioxide and releases 1.07 pounds of oxygen.

**Economy.** Americans use a lot of wood fiber. The current annual per capita use of wood products (excluding paper) is 80 cubic feet or about one “standard” tree-defined (by the American Forest Resources Alliance) as eighteen inches in diameter and 100 feet tall, or roughly 1,000 board feet.

The untold success story is that advances in methods and materials have provided our society with much more value from the same wood fiber.

The log cabin is an American cultural icon—the first building of the pioneers—and a profligate consumer of wood. A small log house could easily use 30 to 40 of those “standard” trees.

Fortunately, the first major leap in resource efficiency took place in the mid-1830s. So-called “balloon” framing with two-by-fours and the concurrent advent of the steam-driven sawmill began to “stretch” trees to build many more houses.

The next “stretch” of wood fiber began in 1905 when structural fir plywood was developed for the Lewis and Clark World’s Fair in Portland. By the 1950s, three-eighths-inch plywood was replacing sheathing.

As we begin the next century, the “stretch” is in the form of products like oriented strand board that makes use of under-utilized fast-growing species like aspen and birch.

“Structural Composite Lumber” describes the wide array of products from glue-laminated timbers to wood I-beams that continue to replace solid wood framing and stretch the resource more by putting the high-strength wood fiber into a more efficient shape.

Our local choices truly have global consequences. Wood is the product of sunlight, earth, air and water - all natural elements. Trees grow back; strip mines, gravel pits and depleted oil wells do not.

The responsible growth, harvest, processing and re-growth of wood fiber for building materials are the most benign path to a sustainable future. T.M. Cobb supports and is committed to this responsible forest management.

*T.M. Cobb supports the “Forest Steward Council” and the “Sustainable Forestry Initiative” and the “NAHB” in their efforts in protection of our timberlands.*

# Quick Reference Guide to Cleaning Glass Products

## The following are things to Do:

- Do clean glass when dirt and residue appear.
- Do exercise special care when cleaning glass surfaces.
- Do avoid cleaning glass surfaces in direct sunlight.
- Do start cleaning at the top of the building and continue to lower levels.
- Do soak the glass surface with a clean water and soap solution to loosen dirt and debris. ▲
- Do use a mild, non-abrasive glass cleaner or mild detergent to wash glass. ▲
- Do use a squeegee to remove all of the cleaning solution.
- Do dry all cleaning solution from window gaskets, sealants and frame.
- Do clean one small window and check to see if procedures have caused any damage.
- Do be aware of and follow the glass supplier's specific cleaning recommendations.
- Do caution other trades against allowing other materials to contact the glass.
- Do watch for and prevent conditions that can damage the glass.

## The following are things to Not Do:

- Do Not use scrapers or razor blades of any size or type for cleaning glass or to remove sealant compound.
- Do Not allow dirt and residue to remain on glass for an extended period of time.
- Do Not clean glass in direct sunlight.
- Do Not allow water or cleaning residue to remain on the glass or adjacent materials.
- Do Not begin cleaning without rinsing excessive dirt and debris.
- Do Not use abrasive cleaning solutions or materials including strong solutions.
- Do Not allow metal parts of cleaning equipment to contact the glass.
- Do Not trap abrasive particles between the cleaning materials and the glass surface.
- Do Not allow other trades to lean tools or materials against the glass surface.
- Do Not allow splashed materials to dry on the glass surface.
- Do Not use any petroleum based cleaners or solvents.
- Do Not use a high pressure spray nozzle when rinsing glass.
- Do Not apply tint or film material.



See  
Page 30  
For More  
About  
Glass

▲ Certain so called mild detergents contain properties that will cause harm to the insulated glass seal. Check the product to ensure it is not formulated with harmful solutions.



# Our Commitment

## Responsiveness

On the job site, nothing is more frustrating - or more costly - than waiting for out-of-stock materials to be delivered. At T.M. Cobb, we pride ourselves on our enormous inventory and our ability to respond immediately to our customers' demands. To that end, we have assembled the industry's largest fleet of all-weather trucks in California. Plus, when T.M. Cobb receives an order for stock material, the products are almost always shipped within 24 hours. Today's contractors and builders demand immediate and complete order response. At T.M. Cobb, we meet that challenge.



## Custom Millworking

Of course at T.M. Cobb, we do much more than produce standard sized doors and windows. In fact, our customers have come to depend on our ability to perform high quality, affordable custom millwork. They know they can turn to us to custom build doors and windows to fit their specifications - in a wide range of size, shape or design.

While other manufacturer's might forego the detail and expense of performing custom work, to T.M. Cobb, custom millworking is simply a part of the complete manufacturing and service package that we provide to our customers.



## Inventory

While our dedication to service and personal integrity is reminiscent of a much smaller company from days gone by, our enormous inventory is a testament to the benefits of working with one of the largest and most stable companies in the industry.

The width of our inventory is rivaled only by its depth. We not only stock an incredible variety of door and window styles and sizes, we also stock each style and size in great numbers. It is because of our great inventory that we are able to meet our customers' demands in such a timely fashion.

It is also the reason that we are able to say, "If it's in our catalog, quick delivery is assured."





*AUTHORIZED T.M. COBB DEALER*



VISIT US ON THE WEB  
[www.tmcobb.com](http://www.tmcobb.com)

WEBSITE FEATURES LIST OF DEALERS NEAR YOU