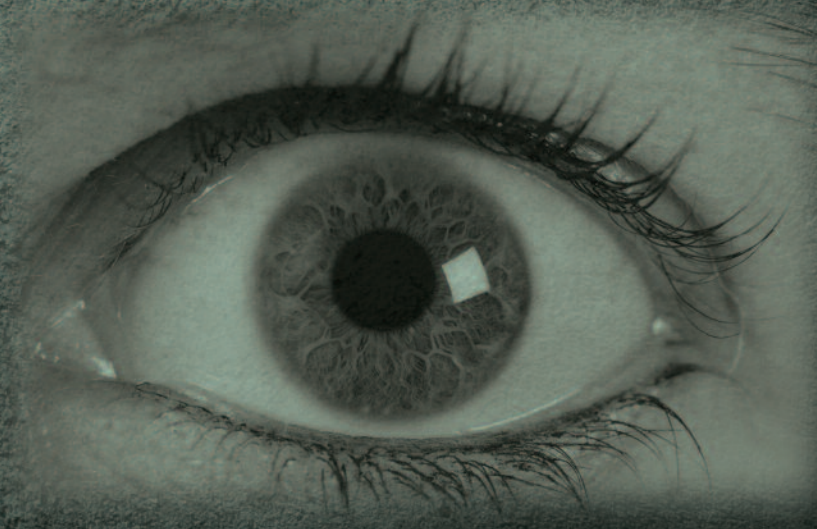


RealEyes™

Binocular XDVR

Monocular XDVR

Monocular Video Goggles



INView™

Monocular Video Goggles

INView™

Goggles and Camera

INVIEW FOR THE OBSERVATION OF EYE MOVEMENTS DURING DIX-HALLPIKE MANEUVERS, CANALITH REPOSITIONING PROCEDURES AND VESTIBULAR REHABILITATION THERAPY.



INVIEW GOGGLES AND CAMERA

- High resolution b/w camera with infrared illumination
- Push-button fixation light and microphone
- Light-tight goggles eliminates fixation suppression
- Fixed camera mounting for ease of use and durability
- Use any video monitor with video input connector
- Video record eye movements
- Play back video for close-up evaluation, patient education, medical-legal reasons or scientific study.

FEATURE	INVIEW MONOCULAR
Video Camera/Eye Image Resolution	400 Line
Vision Denied or Allowed	Denied Only
Infrared Illumination	Yes
Fixation Light (Red)	Push Button
Adjustable Focus	Internal
Adjustable Camera Aim	No
Microphone	Yes
Switch Camera Sides	No (Fixed)
Interconnect Box	Yes
Room Camera	Not available
Display Eye	Yes on TV
Record to Device	Yes to VCR/DVD-R
TV Connection	RCA Jack Inputs

RealEyes™

Video Goggles

REALEYES MONOCULAR VIDEO GOGGLES ARE IDEAL FOR EYE MOVEMENT OBSERVATION AND RECORDING.

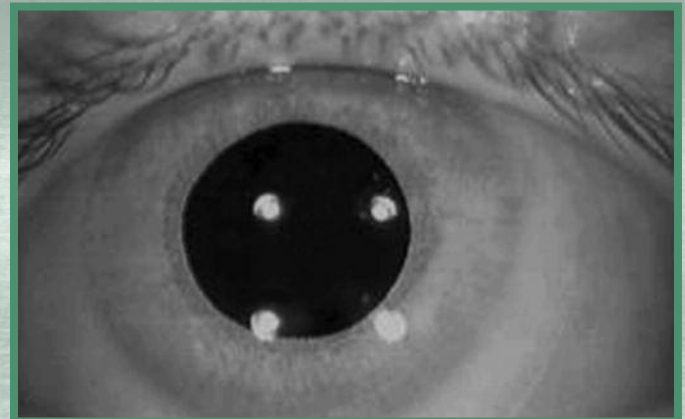
RealEyes utilizes Micromedical's proprietary camera design. The ball and socket camera to goggle interface allows the flexibility to adjust for interpupillary distance and move the camera to record eye movement from either eye.

- OTHER KEY FEATURES INCLUDE:
- Microphone for audio recording
 - Fixation light
 - External focus knob
 - Comfortable light tight goggle



REALEYES MONOCULAR

These video goggles are configured with a single camera and comfortable light tight goggles.



Easily observe and video record one eye during assessment of the dizzy patient or while performing Canalith Repositioning Maneuvers. The infrared sensitive camera produces exceptional image clarity.

RealEyes XDVR™

Video Goggles

A TWIST ON OUR RELIABLE AND POPULAR REALEYES VIDEO GOGGLES, THE REALEYES XDVR IS CONFIGURED WITH SOFTWARE AND A LAPTOP COMPUTER.



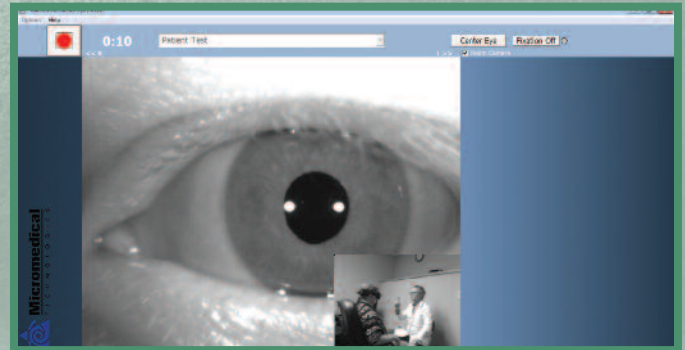
REALEYES XDVR BINOCULAR REALEYES XDVR DIGITAL VIDEO SOFTWARE

We've written special software for this product to allow you to input patient demographics and digitally record eye movement videos. The software also controls the built-in fixation light and allows single click centering of the eyes.



REALEYES XDVR MONOCULAR


Real Eyes Monocular XDVR video goggles are ideal for eye movement observation and recording during Canalith Repositioning Maneuvers or BPPV Therapy.



Display and Record your patient's eye movement videos directly to your PC. An optional room camera provides a picture – in – picture display on the monocular model.

REALEYES XDVR FOUR BUTTON REMOTE

The four button remote allows you to center the eyes on the screen with a single click of a button while other buttons allow you to progress through the nystagmus tests without returning to the keyboard to move from test to test.



To Preserve and Improve Balance

MICROMEDICAL'S VIDEO GOGGLE CONFIGURATIONS:

- InView Monocular
- RealEyes Monocular
- RealEyes XDVR Monocular
- RealEyes XDVR Binocular

ESSENTIAL AND AFFORDABLE TOOLS FOR EVERY EXAMINATION ROOM.

ALSO AVAILABLE FROM MICROMEDICAL

THE SYSTEM 2000 IS AVAILABLE IN THE FOLLOWING CONFIGURATIONS:

- Reclining
- Comprehensive
- Auto-Traverse Micro-Centrifuge
- Child & Infant seat for assessing children - optional

VNG AND OPTIONS

- VisualEyes VNG
- EOG - Electrode Capability
- Air Fx air caloric irrigator
- Aqua Stim water caloric irrigator
- Vorteq - Active Head Rotation Testing
- DVAT - Dynamic Visual Acuity Test
- VHIT - Video Head Impulse Test

CUSTOMER CARE

MICROMEDICAL'S KNOWLEDGEABLE STAFF IS DEDICATED TO ASSISTING YOU AND MAXIMIZING YOUR INVESTMENT BY:

- Providing on-site installation and training using factory representatives
- Providing technical, operational and interpretation assistance from Micromedical's experienced support staff
- Sponsoring continuing education courses
- Including a one year hardware warranty
- Including one year of free software updates

QUALITY AND REGULATORY STANDARDS

All equipment is designed and manufactured under our ISO 13485 certified quality management system to meet U.S. FDA; Canadian; European and International Standards.

- CMDCAS
- ANSI S3.45-2009
- Medical Device Directive (MDD) to comply with EC Directive 93/42

© Micromedical Technologies 2014
Printed in USA 6/2014



500651



ISO 13485:2003
FM 90233



Micromedical[™]
TECHNOLOGIES INC.

10 KEMP DRIVE • CHATHAM, ILLINOIS 62629 • 800.334.4154 U.S. AND CANADA
217.483.2122 OUTSIDE U.S. 217.483.4533 FAX • WWW.MICROMEDICAL.COM