

Save Medina Lake Analysis  
of  
BMA Financials

1995 - 2022

# BMA is heavily subsidized by SAWS

- BMA and Bexar Metropolitan Water District ("BexarMet") entered into their latest agreement in 2007. BexarMet had the right to purchase up to 19,974 AF annually for municipal purposes in San Antonio. BMA and BexarMet had previous agreements as early as 1991.
- SAWS inherited the agreement in 2012 through the Texas Legislature when BexarMet was dissolved after its general manager and several officers were indicted on charges of racketeering, extortion and obstruction of justice.
- The current agreement is for 40 years and will end on January 1, 2049. BexarMet and now SAWS will have paid BMA approximately **\*\$165,000,000** once the agreement ends.
- Prior to SAWS (1991 – 2012), BexarMet paid BMA >\$16,000,000.
- SAWS pays BMA approximately 75% (2021 - \$3,000,000 out of \$4,000,000) of their annual income. This subsidy makes water that BMA sells to property owners essentially FREE.
- SAWS has NOT taken any water since \*2013. **The annual payments from SAWS rate payers allow BMA to continue their mismanagement, thus DRAINING THE LAKE.**

\*SML recently learned that SAWS took water for 1 month in 2015. They stopped taking water after 1 month due to poor water quality. The water treatment plant in Von Ormy has been shutdown.

# BMA's 2022 Financial Statement, Revenue Section

BEXAR-MEDINA-ATASCOSA COUNTIES WATER CONTROL  
AND IMPROVEMENT DISTRICT NO. 1

Management's Discussion and Analysis  
December 31, 2022

The District's net position increased during the current year. The increase is attributable to activities as shown in the following table:

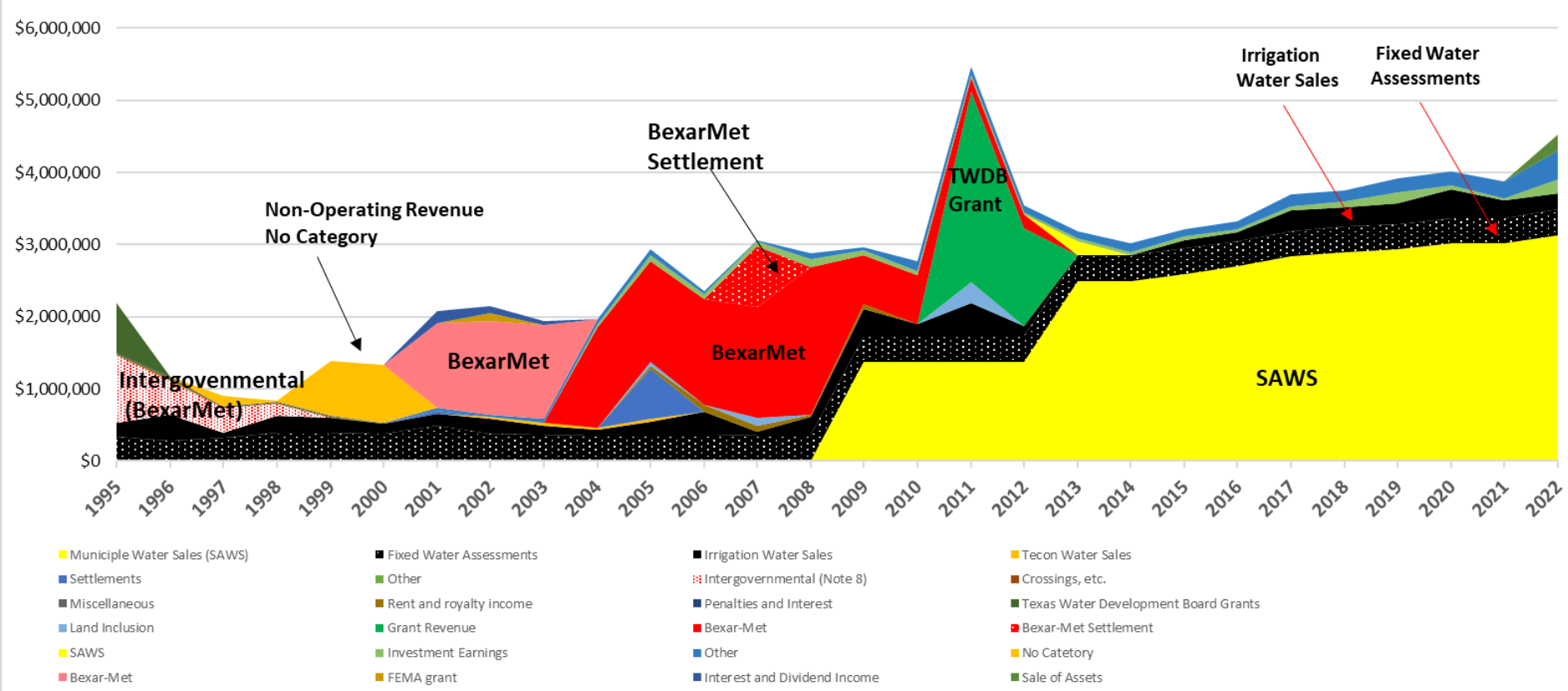
	<u>2022</u>	<u>2021</u>	<u>(Increase) (Decrease)</u>
Revenue			
Municipal water sales	\$ 3,135,918	\$ 3,016,074	\$ 119,844
Fixed water assessments	347,919	347,687	232
Irrigation water sales	220,150	244,321	(24,171)
Investment earnings	203,094	30,138	172,956
Other	401,822	237,792	164,030
Total revenue	<u>4,308,903</u>	<u>3,876,012</u>	<u>432,891</u>

In 2022 73% of all BMA's revenue came from SAWS (red box) despite the fact that SAWS has NOT taken water since 2013.

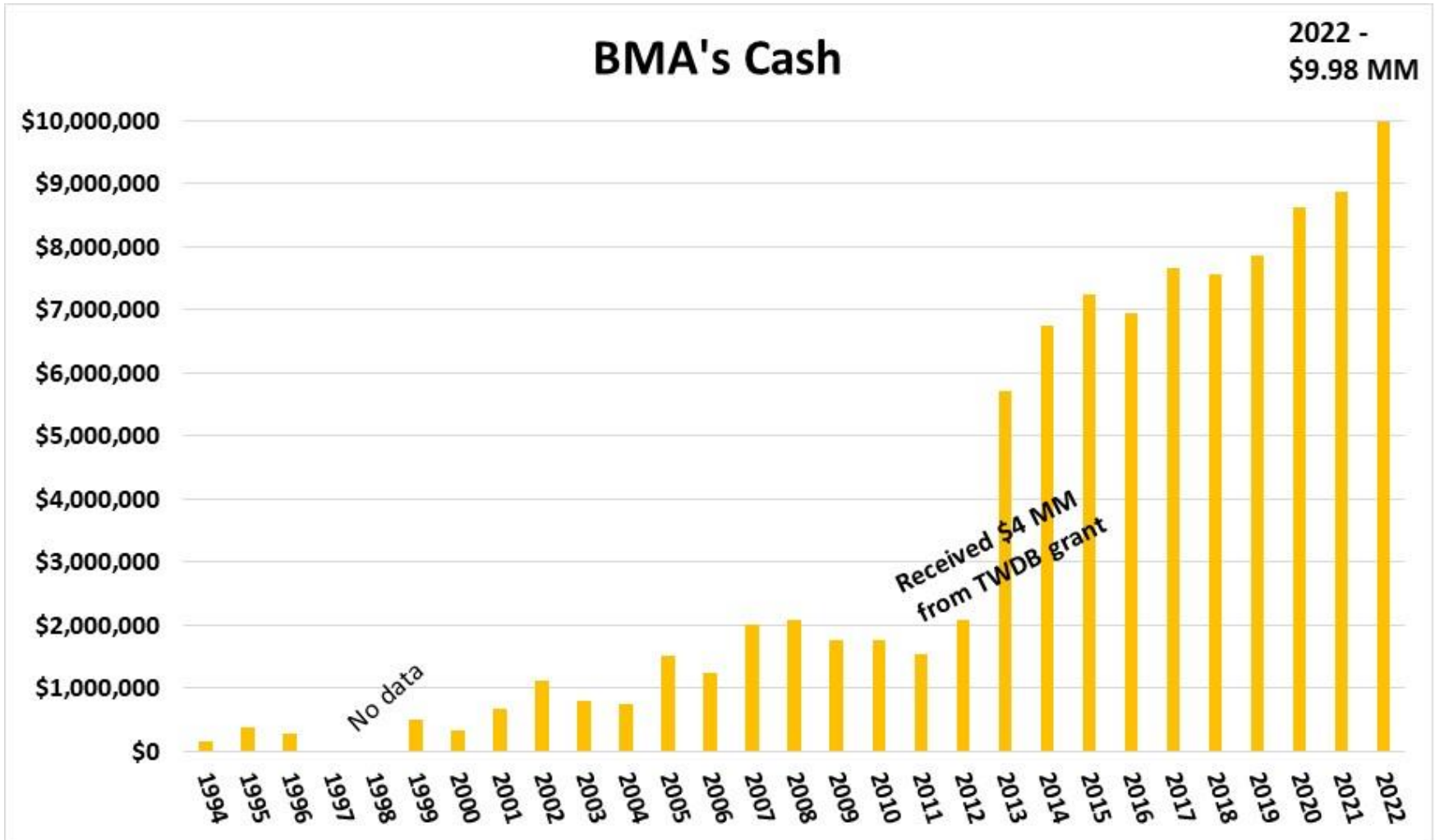
- In 2022, all property owners (3213) in BMA's district paid \$347,919 for the right (Fixed Water Assessments) to purchase water. An estimated 10% of property owners paid \$220,150 to purchase water (black box).
- The total contribution from irrigation was only \$568,069 (13%) out of \$4,308,903.

# BEXARMET and NOW SAWS have provided BMA ~75% of their income for almost 3 decades

## BMA's Revenue 1995 - 2022



As BMA receives money from SAWS each year, their cash in the bank continues to grow



**BMA's cash increased \$2.7MM from 2012 to 2013. This is the same timing in which they received 2 TWDB grants - \$2.7MM in 2011, \$1.3MM in 2012.**

# BMA's 2022 Financial Statement, Assets

## BEXAR-MEDINA-ATASCOSA COUNTIES WATER CONTROL

### AND IMPROVEMENT DISTRICT NO. 1

Statement of Net Position

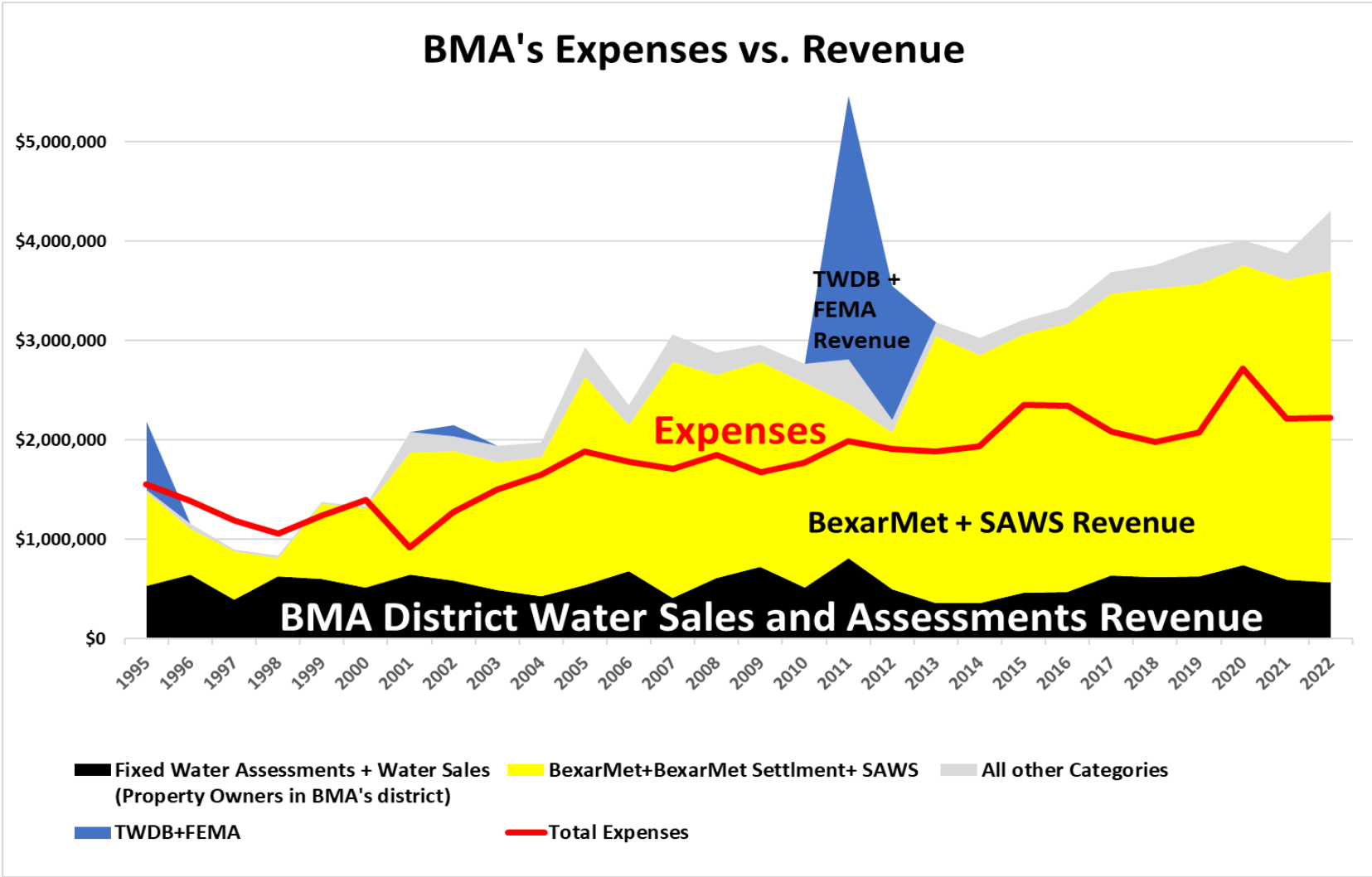
December 31, 2022

#### Assets

Cash & Cash Equivalents	\$ 9,978,544
Receivables:	
Fixed water assessments - net	91,877
Other	78,221
Inventory	117,590
Prepaid expenses	154,225
Net pension asset	334,647
Lease asset	345,778
Capital assets	20,163,456
Total assets	<u>31,264,338</u>

**At the end of 2022, BMA had \$9.9 MM in the bank!**

Without SAW'S subsidy, BMA's Water Assessments & Sales revenue does not come close to covering their expenses.



Revenue from BMA's District Property Owners (Water Sales and Assessments Revenue) has changed very little since 1995.