

REVISIONS				
ZONE	REV	DESCRIPTION	DATE	APPROVED
-	2	ISSUED FOR USE	09/22/14	APG

GENERAL NOTES

The installation contractor is solely responsible for site safety. Site visits by Engineered Supply do not include review of the contractor's safety precautions.

Installation drawings documenting the base materials and anchor bolts shall be provided by others and shall be reviewed by an experienced licensed engineer.

BASE MATERIALS

Base material shall be structural steel, cast in place concrete, precast concrete, solid grouted masonry block, or equal with written approval from Engineered Supply.

Base material shall be capable of supporting the loads shown in accordance with the current applicable building codes for the project location, and the base material shall not exceed its yield strength under the test load shown.

ANCHOR BOLTS

Anchor bolts shall be reviewed by an experienced licensed engineer.

Anchor bolts shall consist of either 4- or 8- 5/8"Ø 300 series stainless steel or hot dipped galvanized mild steel materials.

Anchor bolt embedment varies based on pipe height, and shall be determined by the base material for the specific installation.

Anchoring systems shall be Hilti HY70 adhesive, Hilti HY200 adhesive, Hilti HDA Undercut, Hilti Kwik Bolt TZ, cast in place threaded rods with embedded double nuts and washer, through bolt or equal seismic rated anchor with written approval from Engineered Supply.

All anchors shall be installed in strict accordance with the anchor manufacturer's instruction. 100% of adhesive anchors require tensile pull test to a force equivalent to the test load.

Anchor bolts shall have a washer with additional locking washer, deformed thread nuts, or permanent thread locking chemical to prevent loosening. Anchor fasteners shall be torqued with a calibrated wrench in accordance to the anchor manufacturer's literature, or the equivalent tensile force from a test load.

INSPECTION AND TRAINING

All fall protection and suspended maintenance equipment shall be selected or designed by others.

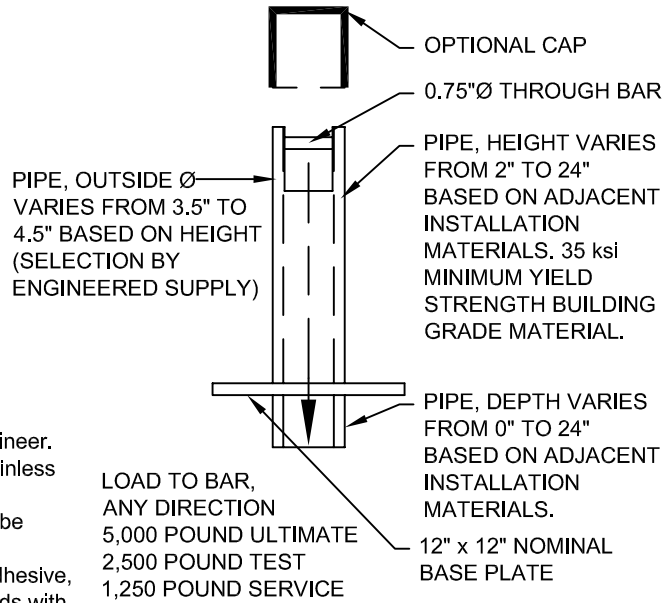
Usage shall comply with the current version of the ANSI IWCA I14.1. Systems users to inspect all equipment prior to each use, including all visible attachment points, locks, and pins to ensure all equipment is in safe working order. All users shall be trained on proper use of the equipment, as well as knowing and complying with OSHA, ANSI and other pertinent life safety regulations.

Equipment shall be initially load tested, annually inspected by a qualified person, and also re-certified within 10 years under direct supervision of an experienced licensed engineer.

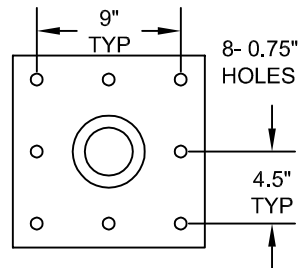
BUILDING ENVELOPE

Installation and materials surrounding the anchor shall be designed by others in compliance with the applicable manufacturer's instructions and shall maintain the existing building warrantee as applicable.

Flexible boots shall be provided at all roofing penetrations in accordance with the roofing manufacturer's instruction.

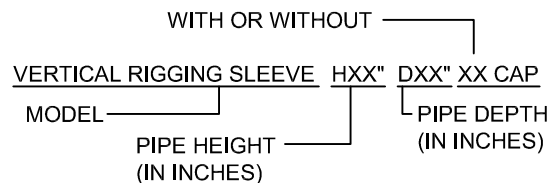


VERTICAL RIGGING SLEEVE ASSEMBLY



BASE PLATE HOLE PATTERN

PLATE THICKNESS VARIES FROM 0.5" TO 1" THICK BASED ON PIPE HEIGHT AND BASE PLATE MATERIAL (SELECTION BY ENGINEERED SUPPLY)



ORDERING INFORMATION



ENGINEERED SUPPLY

1286 OLDRIDGE AVE N
STILLWATER, MN 55082
612.508.7287

STRONGTOP™
Permanent Suspended Maintenance

ES P/N 903002-001

CUT SHEET, VERTICAL RIGGING SLEEVE, 5000 LB

SIZE	FSCM NO.	DWG NO.
8.5x11	-	903002-001

THIS DRAWING AND THE DESIGN SHOWN IS THE SOLE PROPERTY OF ENGINEERED SUPPLY.

SCALE 1" = 1'-0" SHEET 1 of 1