

# SPRING CREEK ASSOCIATION

December 31, 2017



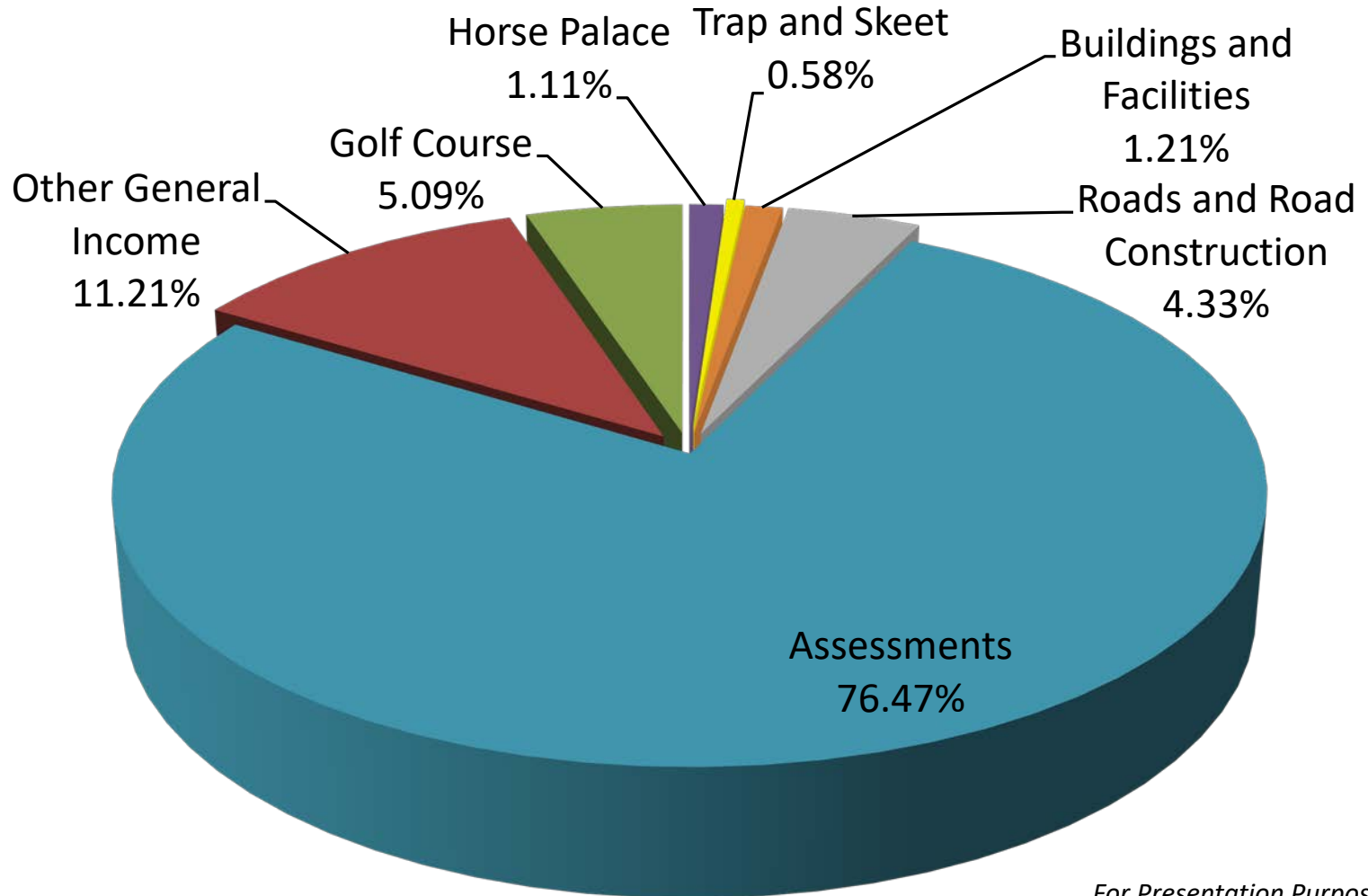
# **SPRING CREEK ASSOCIATION**

## **December 31, 2017**

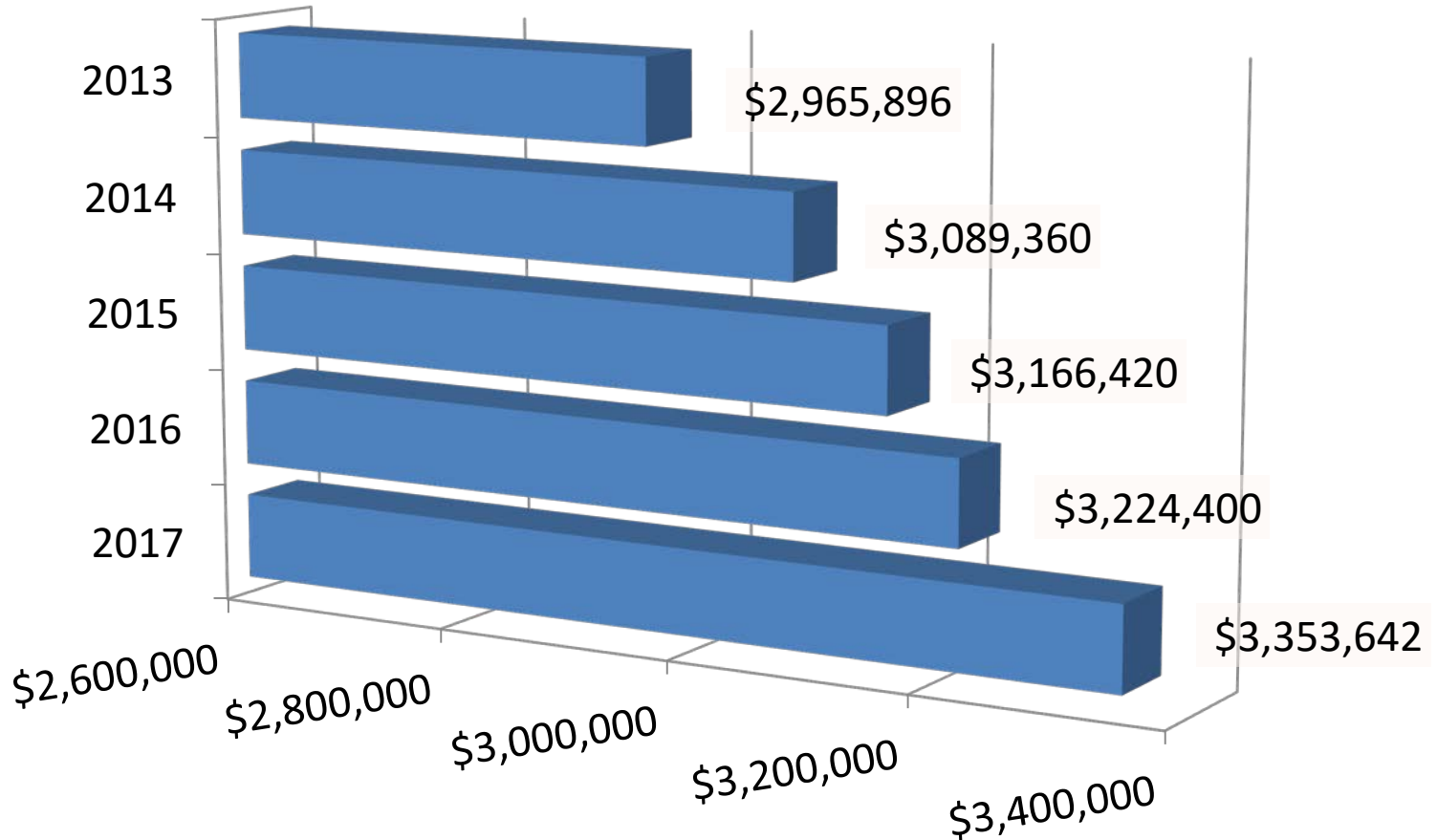
### Exhibit #

1. Total Operating Revenues
2. Assessments Revenue
3. Total Expenses, Operating Fund
4. Expenses by Object, Operating Fund
5. Total Fund Balances
6. Cash and Investments
7. Other Statistical Information

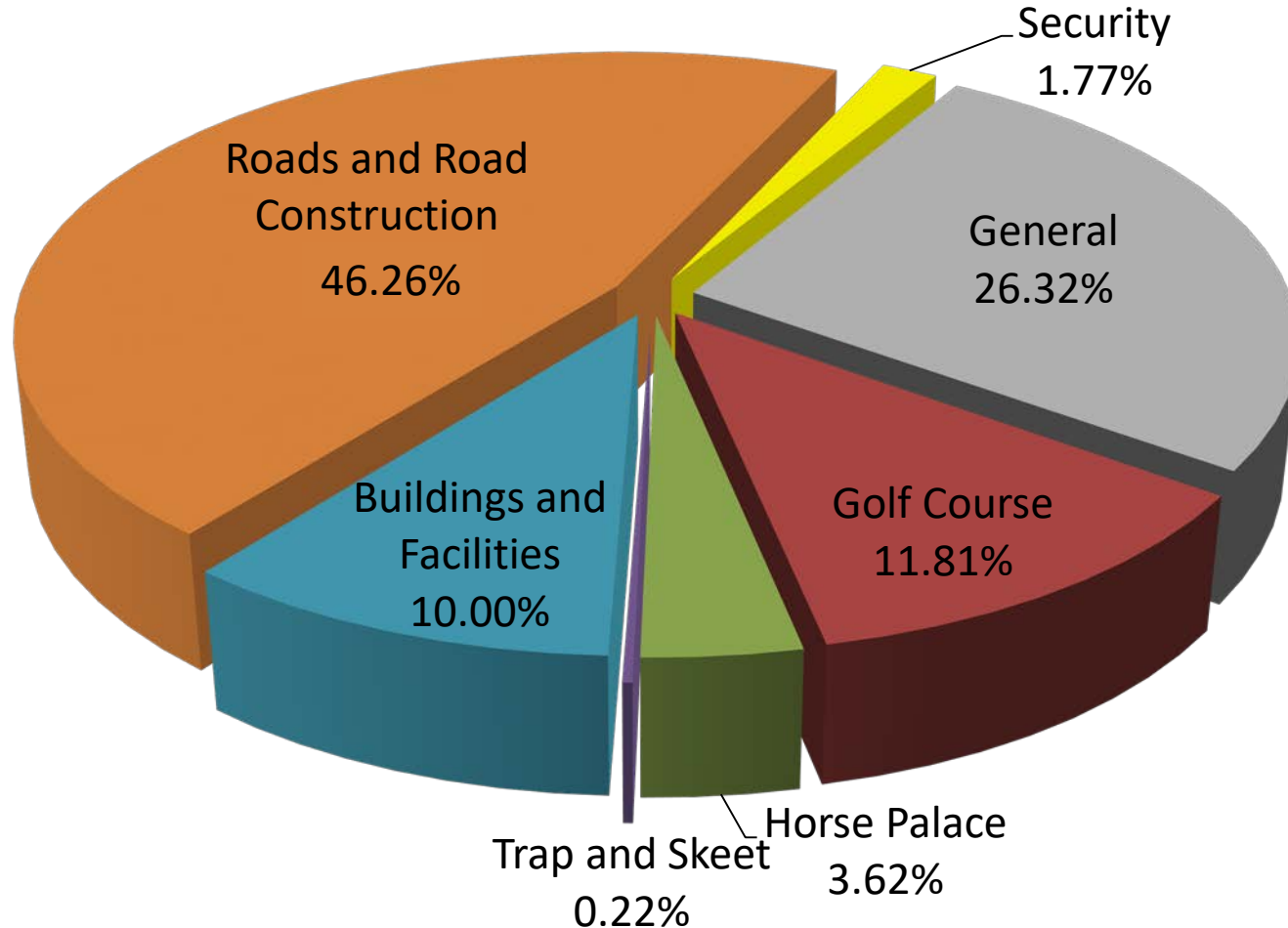
# Spring Creek Association Total Operating Revenues December 31, 2017



# Spring Creek Association Assessments Revenue December 31, 2017



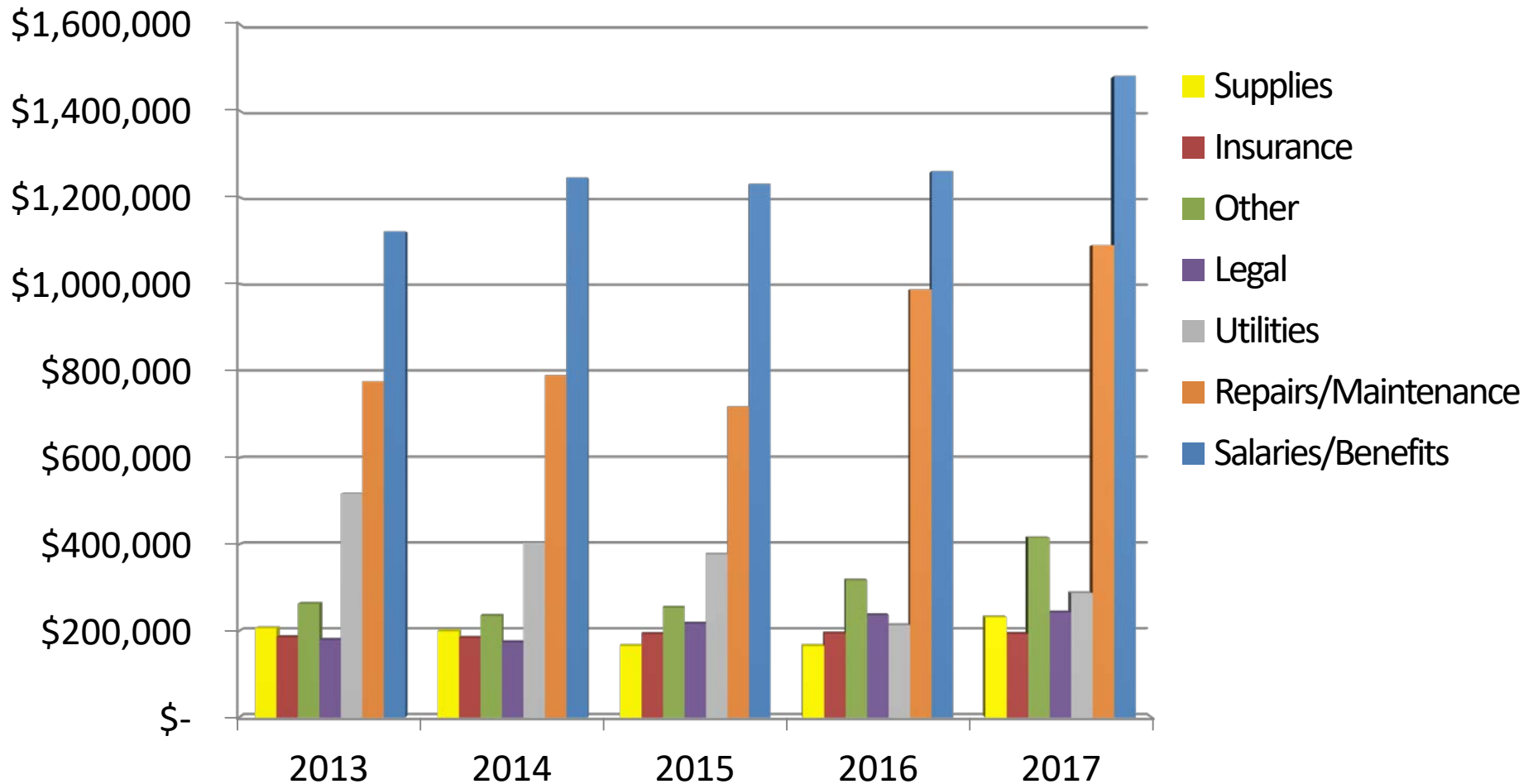
# Spring Creek Association Total Expenses, Operating Fund December 31, 2017



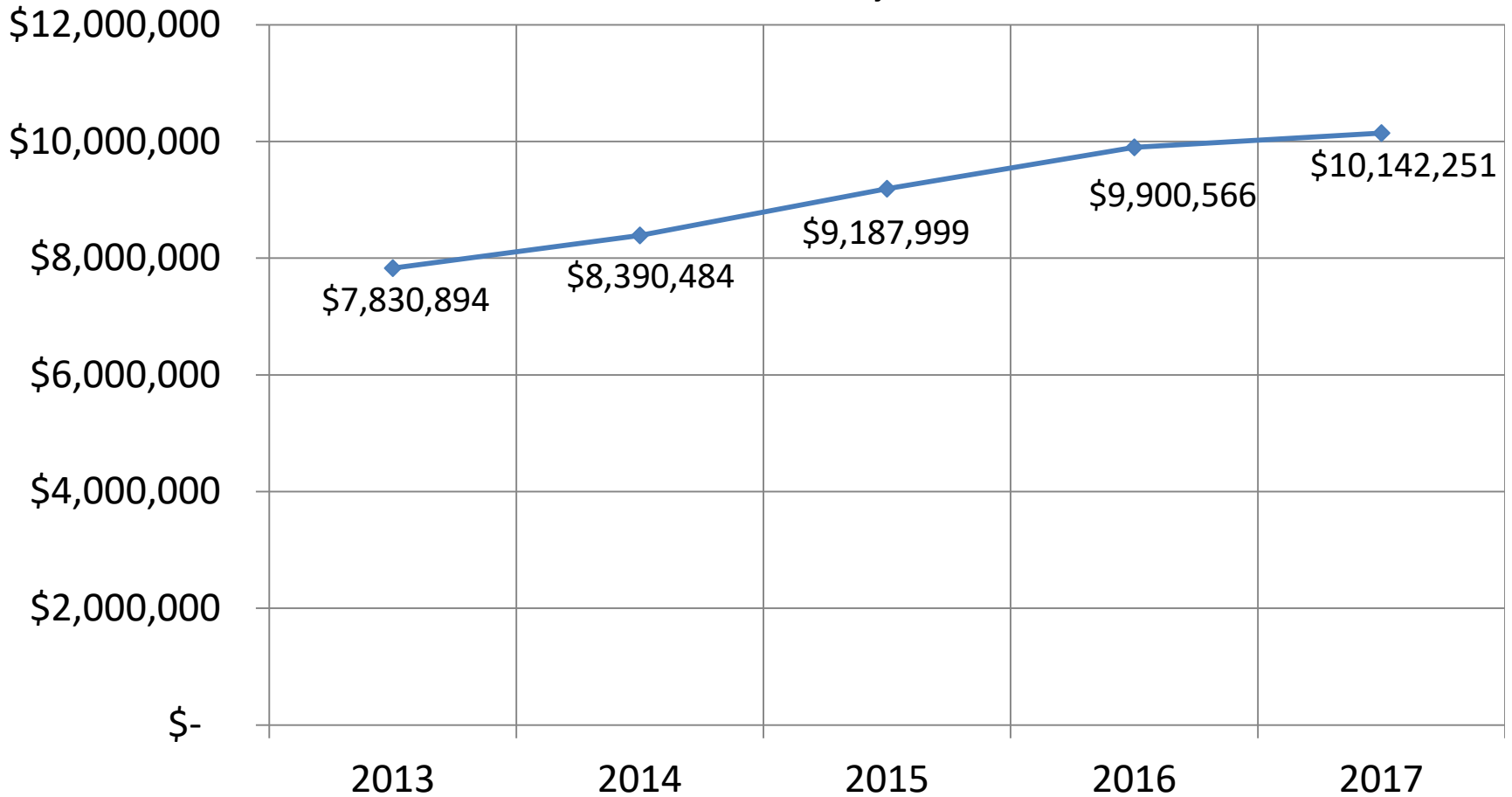
# Spring Creek Association

## Expenses by Object, Operating Fund

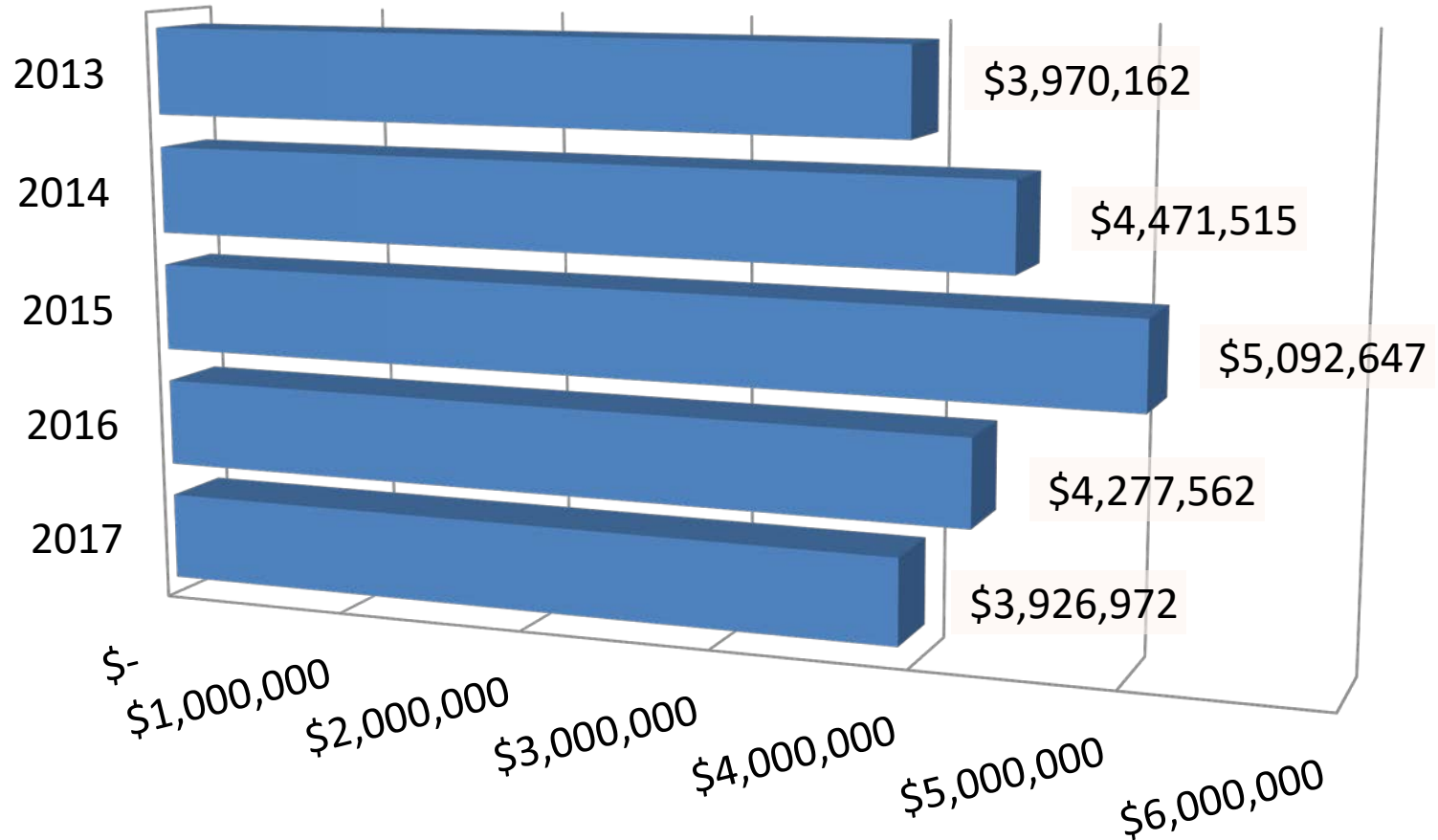
### December 31, 2017



# Spring Creek Association Total Fund Balances December 31, 2017



# Spring Creek Association Cash and Investments December 31, 2017





**Spring Creek Association  
Other Statistical Information  
Five Years**

	<u>2013</u>	<u>2014</u>	<u>2015</u>	<u>2016</u>	<u>2017</u>
<b>Total Operating Revenues</b>					
Other General Income	\$ 394,892	\$ 377,592	\$ 439,489	\$ 521,118	\$ 491,670
Golf Course	268,360	257,180	249,900	229,334	223,167
Horse Palace	54,023	66,175	64,433	75,118	48,820
Trap and Skeet	5,456	5,042	5,713	4,322	25,254
Buildings and Facilities	27,542	24,647	25,418	37,423	53,210
Roads and Road Construction	<u>191,890</u>	<u>194,145</u>	<u>190,332</u>	<u>190,169</u>	<u>190,000</u>
	942,163	924,781	975,285	1,057,484	1,032,121
Assessments	<u>2,965,896</u>	<u>3,089,360</u>	<u>3,166,420</u>	<u>3,224,400</u>	<u>3,353,642</u>
	<u>\$ 3,908,059</u>	<u>\$ 4,014,141</u>	<u>\$ 4,141,705</u>	<u>\$ 4,281,884</u>	<u>\$ 4,385,763</u>
<b>Detail of Other Operating Revenue</b>					
Legal	\$ 138,861	\$ 138,701	\$ 186,628	\$ 171,633	\$ 174,702
Grants	190,000	190,000	190,000	190,000	190,000
Golf and Related Fees	257,076	245,413	241,280	208,268	202,158
COA	35,900	32,250	32,740	37,180	63,540
Leases	52,294	55,297	57,408	52,742	55,475
Other	<u>267,112</u>	<u>262,273</u>	<u>266,589</u>	<u>397,661</u>	<u>346,246</u>
	<u>\$ 941,243</u>	<u>\$ 923,934</u>	<u>\$ 974,645</u>	<u>\$ 1,057,484</u>	<u>\$ 1,032,121</u>
<b>Comparison of Assessments to Limitation</b>					
Assessments	\$ 552	\$ 576	\$ 588	\$ 600	\$ 624
Limit	\$ 958	\$ 1,005	\$ 1,005	\$ 1,029	\$ 1,075

**Spring Creek Association  
Other Statistical Information  
Five Years**

	<u>2013</u>	<u>2014</u>	<u>2015</u>	<u>2016</u>	<u>2017</u>
<b>Total Expenses, Operating Fund</b>					
General	\$ 748,563	\$ 732,824	\$ 774,376	\$ 904,045	\$ 1,036,741
Golf Course	559,917	520,801	462,358	335,774	465,220
Horse Palace	122,806	121,192	122,618	165,733	142,450
Trap and Skeet	9,251	6,878	7,960	6,823	8,735
Buildings and Facilities	296,948	255,495	321,593	309,749	393,989
Roads and Road Construction	1,440,777	1,511,303	1,386,592	1,577,203	1,821,591
Security	68,105	80,546	78,330	73,559	69,545
	<u>\$ 3,246,367</u>	<u>\$ 3,229,039</u>	<u>\$ 3,153,827</u>	<u>\$ 3,372,886</u>	<u>\$ 3,938,271</u>
<b>Expenses by Object, Operating Fund</b>					
Salaries and benefits	\$ 1,120,989	\$ 1,245,000	\$ 1,230,677	\$ 1,259,872	\$ 1,479,564
Insurance	185,535	183,894	192,736	194,047	193,073
Repairs and maintenance	774,792	789,275	717,566	987,147	1,089,198
Supplies (postage, fertilizer, chemicals, fuel)	206,188	199,105	165,281	165,198	231,286
Utilities	516,713	403,237	377,065	213,192	287,298
Legal	179,253	173,661	216,687	236,392	242,723
Other	262,897	234,867	253,815	317,038	415,129
	<u>\$ 3,246,367</u>	<u>\$ 3,229,039</u>	<u>\$ 3,153,827</u>	<u>\$ 3,372,886</u>	<u>\$ 3,938,271</u>
<b>Total Equity</b>	\$ 7,830,894	\$ 8,390,484	\$ 9,187,999	\$ 9,900,566	\$ 10,142,521
<b>Cash and Investments</b>	\$ 3,970,162	\$ 4,471,515	\$ 5,092,647	\$ 4,277,562	\$ 3,926,972