


BRASS TAGS



MFG #	SIZE	PACKAGE	EZ #
1KT	1-1/4"	100	035621
2KT	1"	100	035622
3KT	3/4"	100	035623

TUBULAR SWITCH LOCKS

C




GSW1203
GSW1211

- Single pole single throw
- Used for low voltage application like garage door openers and alarm systems
- Length is 1-1/4"
- Brushed chrome finish
- Stocked keyed different
- Supplied with leads

MFG #	TYPE	KEY REMOVES	EZ #
GSW1203 26 11KA S2D323QA	Maintained	Off/On	035613
GSW1203 26 11 KD	Maintained	Off/On	035614
GSW1211 26KD	Momentary	Off	035615

"T" & "L" HANDLES



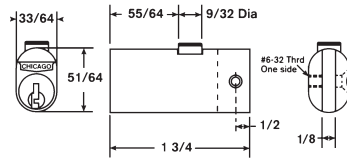
- Stocked in nickel plated brass
- Mounting holes 1-1/2" on centre
- 5 disc tumblers with 100 combinations

MFG #	MOUNTING	KEYING	EZ #
L HANDLE			
L110KA 549	Back Fastening	KA 549	085221
L110KD	Back Fastening	KD	085220
T HANDLE			
T305KA 549	Through Bolt	KA 549	085223
T305KD	Through Bolt	KD	085222
T308KD	Back Fastening With Post	KD	085224

FILE CABINET LOCKS



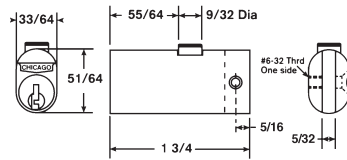
5001



- Four pin tumbler plug
- Die cast barrel with die cast bolt
- Other models have round bolt
- Two keys per lock



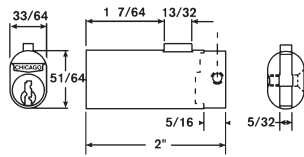
5001LP



- 5002LP**
- Has rectangular bolt



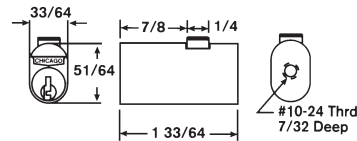
5002LP



- CEXP19**
- Fireproof
 - Finish: Satin chrome

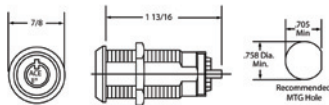


EXP-19DC



MFG #	LENGTH	BOLT	KEYING	EZ #
C5001 50L KA1X20	1-3/4"	Round	Keyed Alike KA1X20	002529
C5001 50L KD	1-3/4"	Round	Keyed Different	002530
C5001LP KA1X20	1-3/4"	Round	Keyed Alike KA1X20	002527
C5001LP KD	1-3/4"	Round	Keyed Different	002528
C5002LP KD	2"	Square	Keyed Different	002534
C5002LP KA1X20 99332	2"	Square	Keyed Alike KA1X20	026195
CEXP19 KA5X75	1-1/2"	Round	Keyed Alike KA5X75	091429
CEXP19DC KD	1-1/2"	Round	Keyed Different	002418

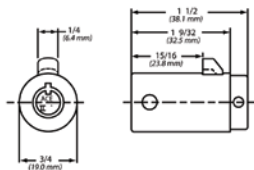
SINGLE POLE SINGLE THROW SWITCH LOCK



- Ace II® lock assembly
- Off only - momentary
- Contact configuration: SPST
- 7 amps @ 28 VAC / VDC
- Electrical life: 6,000 cycles @ max. load
- Contact resistance: 50 milli ohms initial maximum
- Bright chrome finish
- Two keys per lock
- Master - keying not available

MFG #	EZ #
C4073 70DC KD	074966

"T" HANDLE CYLINDER LOCKS



- 7 pin tumbler Ace II®
- Brass locking bolt
- Set screw hole for anti-pull feature when used in "T" handle with set screw feature
- Standard finish: Chrome
- The "T" handle units both screw-in and cam-latching are available by special order

MFG #	KEYING	EZ #
C425519RL KASP802	Keyed Alike KASP802	077114
C425519RL KD	Keyed Different	002526

MISCELLANEOUS

CURVED SHIMS, DOOR LOCK SUPPORT, SECRET GATE LATCH, CABINET HANDLES


CURVED SHIMS



- Facilitates removing a plug from a cylinder when the original keys are not available
- Package of 25

MFG #	EZ #
SCS25	026438

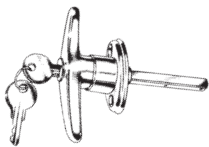
SECRET GATE LATCH



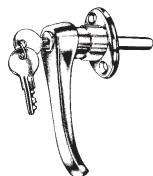
- For dutch door applications and counters
- Case size is 2" x 2-3/8" with 3/4" strike

MFG #	EZ #
H600 NP	035159

CABINET HANDLES - 'T' & 'L'



220



221

- Handles can be used for a variety applications including storage cabinets, locking containers, truck caps & garage doors

MFG #	TYPE	FINISH	FASTENING	CENTERS	EZ #
220AC	T	Silver	Back	1-1/2"	039809
220B	T	Black	Thru-Bolt	1-1/2"	039810
220C	T	Silver	Thru-Bolt	1-1/2"	039811
221C	L	Silver	Thru-Bolt	1-3/4"	039812