

2023 NCCAA Annual Report Luncheon
Tuesday, May 23, 2023
12 Noon at Lubeznik Center for the Arts

AGENDA

Call Meeting to Order – President, Willie Milsap

Introduction of Board and Staff – President Milsap

Approval of Last Month’s Meeting Minutes

**Presentation of Mayor’s Community Action Week Proclamation to
NCCAA – Councilman Bryant Dabney**

Invocation

*****LUNCH*****

**Presentation of the Lubeznik Center for the Arts
Executive Director – Janet Bloch**

**2022 – Programmatic and Financial Reports
Vice-President, Faye Moore**

Executive Director, Financial and Program Reports

Old/New Business

**Presentation of the 2022 Hazel Thomas Community Action Award,
President Milsap**

*****Michigan City Community Enrichment Corporation*****

**Recognition of Volunteers
Executive Director, Cyndi Davis**

*****Adjournment*****

BOARD OF DIRECTORS

Willie Milsap, President

Gayle Govert-O'Connor

Faye Moore, Vice-President

Linda Metz

Annie Hervey, Secretary

Lisa Pierzakowski

Michael Lark, Treasurer

Randy Novak

Tre'Von Hazelett

Suzanne Hollis

Mark Swistek

Carl Scott

Pastor Jacarra Williams

Kurtess Gillespie

Lawrence Arness

OUR MISSION

Empowering low-income people of LaPorte, Starke, Pulaski, Jasper, Porter, Newton and Cass Counties through:

Neighborhood improvements

Community education

Communication that effects change

Advocacy

And promoting self-sufficiency

Recognizing Staff's Years of Service

Administrative Staff

Cynthia Davis – 41 Years (16 Staff + 10 Board Member + 15 Executive Director)
Linda Martin, Chief Financial Officer – 16 Years
Dalton Hogan, Administrative Specialist/HR – 4 Years
Sheree Allison, Clerical Specialist/Rental Asst. Mgr. - 18 Years
Irene Bikos, Accounts Payable/Payroll Clerk – 2 Months
Kim LeCavalier, Accounts Receivable Clerk – 4 Months

Energy Assistance Staff

Amber Bernacet, Energy Assistance Manager – 1 Year
Kristianna Limon, Client Intake Specialist – 8 Months
Woodie Lawson, Client Intake Specialist – 7 Months
Alexandria Brickson – Seasonal Client Intake Specialist – 5 Months
Doris Freed – Seasonal Client Intake Specialist – 2 Years

Weatherization Staff

Lee Hoss, Weatherization Manager – 5 Years
Jordan Davis, Weatherization Auditor – 9 Years
Jonathan Thalmann, Heating Technician – 5 Years
Barb Krueger – Administrative Assistant – 12 Years

Community Centers

Brian Thomas, Manager – 4 Years

Ramp Staff

Dalton Hogan, Coordinator – 2 Years

Children's Vision Screening

Becky Knoll, Coordinator – 4 Years

Thank you to our 2022 Funders

Indiana Housing and Community Development Authority

Michigan City Community Enrichment Corporation

Healthcare Foundation of LaPorte

United Way of LaPorte County

City of Michigan City – CDBG

LaPorte County Council

Private Donations

Promise of Community Action

Community Action changes people's lives, embodies the spirit of hope, improves communities, and makes America a better place to live. We are about the entire community, and we are dedicated to helping people help themselves and each other.

It is the policy of North Central Community Action Agencies, Inc. to comply with all State and Federal Regulations prohibiting discrimination on the basis of race, color, sex, religion, national origin, ancestry, age, disability or as a veteran, in its programs, employment policies and access to its programs and facilities.



Children's Vision Screening Program Volunteers **Labeznik Center of the Arts mural dedication at the NCCAA westside community center**



Ramp Program volunteers busy working



Summer Youth Program



Current Board of Directors



Current NCCAA Staff



North Central Community Action Agencies , Inc.

Statement of Financial Position

Year ending December 31, 2022

2022 Assets

Assets:

Current Assets:

Cash and Cash equivalents	\$342,729
Grants and Contributions Receivable	\$339,723
Prepaid Expenses	
Total Current Assets	\$682,452

Property and Equipment	\$312,516
Total Assets	\$994,968

2022 Liabilities

Liabilities and Net Assets:	
Current Liabilities:	
Accounts payable and accrued Liabilities	\$77,480
Note payable, funding source	\$0
Deferred Revenue	\$2,605
Total Current liabilities	\$80,085
Net Assets:	
Unrestricted	\$838,432
Temporarily restricted	\$76,451
Total Net Assets	\$914,883
Total Liabilities and Net Assets	\$994,968

Expenses:

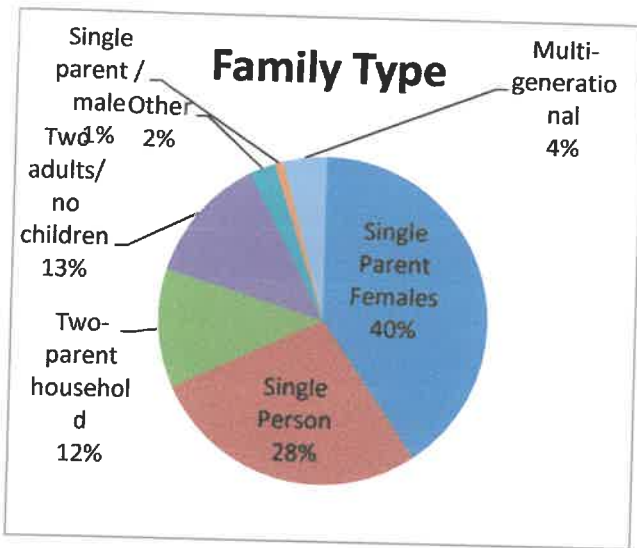
Energy Assistance	\$5,946,460.69
Weatherization	\$1,172,683.96
Ramp	\$29,946.63
Vision	\$7,657.83
Housing	\$53,640.62
Youth programs	\$8,263.74
Community agencies support	\$51,350.00
Administrative and general	\$315,087.05
Fund raising	\$0.00
Total Expenses	\$7,585,090.52 *

Revenues:

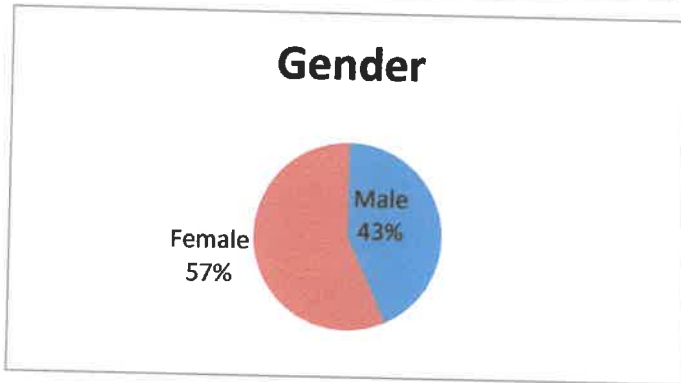
Grants and Contracts	\$7,548,587.14
Contributions	\$85,725.92
Interest income	\$15.25
Rent and other income	\$27,213.26
Assets released /Restrictions	
Total Revenues and Gains	\$7,661,541.57

*Expense and Revenue totals reflect funds received and spent through 12/31/2022.

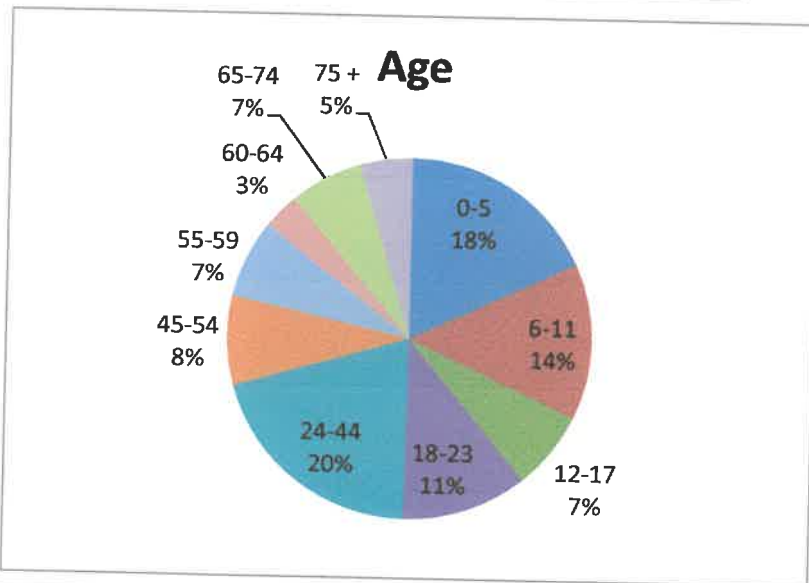
2022 PERSONS ASSISTED



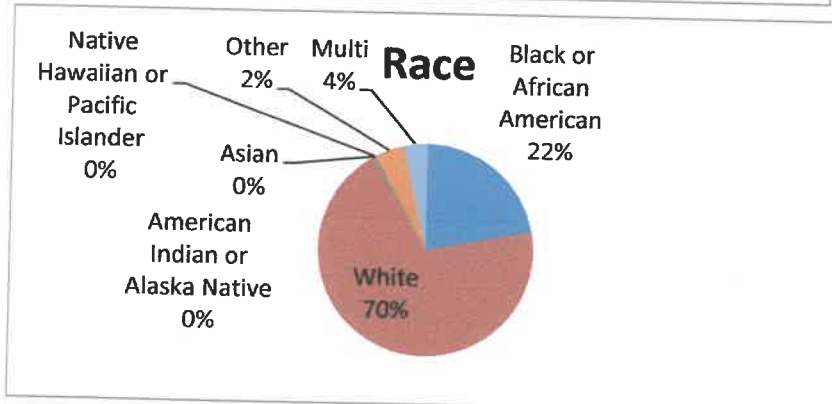
Family Type	Families
Single Parent Females	2576
Single Person	1766
Two-parent household	745
Two adults/ no children	810
Other	160
Single parent / male	55
Multi-generational	275
Total	6387



Gender	Persons
Male	7415
Female	9778
Total	17193



AGE	Persons
0-5	3095
6-11	2407
12-17	1204
18-23	1928
24-44	3490
45-54	1375
55-59	1203
60-64	559
65-74	1122
75 +	810
Total	17193



Race	Persons
Black or African American	3782
White	11979
American Indian or Alaska Native	21
Asian	25
Native Hawaiian or Pacific Islander	18
Other	756
Multi-race (any 2 or more of the above)	612
Total	17193

Client Satisfaction Survey Results

Narrative Report 2022

What program did you apply for today?

- 4% people answered Ramp
- 75% people answered EAP
- 4% people answered Vision
- 3% people answered Weatherization
- 12% people answered Other

Please rate the quality of services you received 1-5. (1=disappointing, 5= Exceptional).

- 92% of people answered 5 (Exceptional)
- 7% of people answered 4
- 1 % of people answered 2

Were all your needs met?

- 97% of people answered Yes
- 3% of people answered No

Was the staff courteous?

- 98% of people answered Yes
- 2% of people answered N/A

Was the staff informative?

- 98% of people answered Yes
- 2% of people answered N/A

Was the staff prompt and efficient?

- 98% of people answered Yes
- 2% of people answered N/A

Please rate the benefits you received 1-5. (1=disappointing, 5= Exceptional).

- 85% of people answered 5 (Exceptional)
- 13% of people answered 4
- 2% of people answered 3

Please rate the location of services provided 1-5. (1=disappointing, 5= Exceptional).

- 88% of people answered 5 (Exceptional)
- 11% of people answered 4
- 1% of people answered 3

Please rate your overall experience 1-5. (1=disappointing, 5= Exceptional).

- 93% of people answered 5 (Exceptional)
- 7% of people answered 4

Would you return for assistance again in the future?

- 95% of people answered Yes
- 5% of people answered If Needed

Results of 2020 Needs Assessment

Every three years, Community Action Agencies across the country take a close look at what is going on in their communities. In this community needs assessment a survey was distributed to clients of community action agencies and data from the U.S. Census bureau was collected and analyzed.

Among the most notable statistics, they revealed:

- 74% could not pay all of their bills
- 36% who did not complete higher education listed “had to take care of a child,” as their reason why.
- 89% did not have emergency savings.
- 59% are BEHIND on paying back debt.

DEMOGRAPHICS

4% of the total population of the NCCAA service area is African American. The highest proportion of African Americans resides in LaPorte County (12,278, 11%). Pulaski County had nearly a 1% African American population and Starke County had a rate of under 1% of an African American population. The service area figure is well below the state percentage of 9%.

25% of NCCAA’s service area population is people 60 years old and above. This is slightly higher than the statewide percentage of 24%. LaPorte County had the highest rate at nearly 24%. Pulaski County had a rate of 26%, and Starke County had a rate of 25%.

SERVICE AREA POVERTY

- All of the county’s poverty rates were higher Indiana’s statewide average (13%). LaPorte County’s poverty rate was nearly 17%, Pulaski County’s rate was 14%, and Starke County’s rate was 14%.
- 8,251 children (under the age of 18) were living in poverty in the NCCAA service area in 2018. The percentage of children living in poverty ranged from 17% to 29%. LaPorte County (29%) was above the statewide average of 20%, while Starke County’s rate was 17% and Pulaski County tied with the statewide average of 20%.

WELL-BEING ASSESSMENTS*	% of Assessments Completed
<i>Total assessments completed in NCCAA service area: 8,604</i>	
Not enough money for food in the last 12 months	51%
Utilities shut off in last 12 months	31%
Fear of not having stable housing in next 2 months	26%
Problems getting child care	12%
Cost prevented seeing doctor in the last 12 months	24%
Transportation prevented seeing doctor in the last 12 months	28%
Need help reading hospital materials	23%
Fear of being hurt at home	11%
Actively seeking work in last 4 weeks	36%
Not engaged in regular exercise	45%