

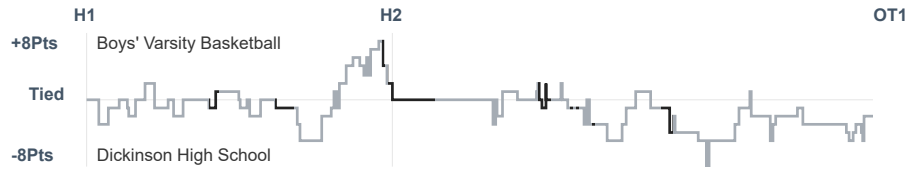
# Box Score Report

LHS @ Dickinson - Dec 20, 2022 - L 75-79

## Period Stats

Team	1	2	Final
LHS	33	42	75
DHS	33	46	79

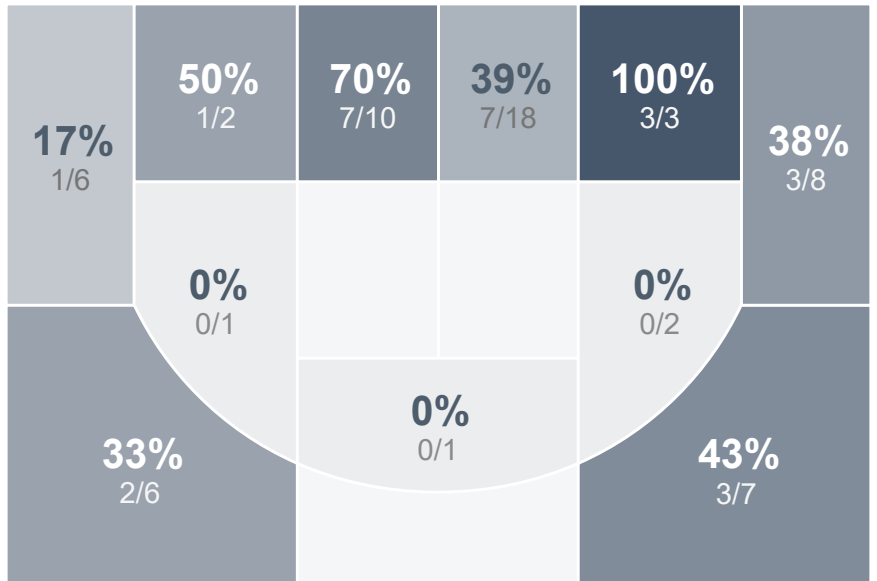
## Run Graph



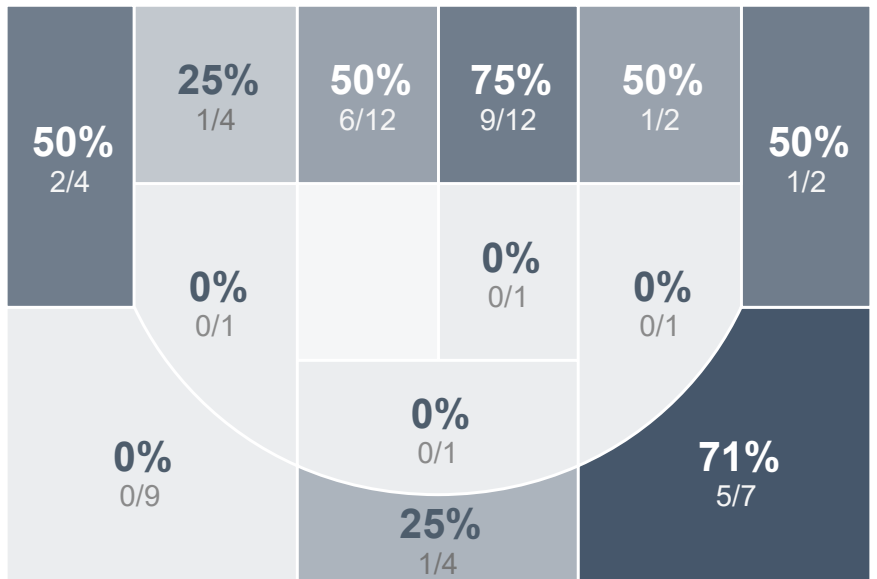
## Team Stats

	LHS	DHS
Field Goal %	42.2%	43.3%
Effective Field Goal %	49.2%	50.8%
2FG Made/Attempted	18/37	17/34
2FG%	48.6%	50.0%
3FG Made/Attempted	9/27	9/26
3FG%	33.3%	34.6%
FT Made/Attempted	12/24	18/25
Free Throw Percentage	50.0%	72.0%
Points Per Possession	1.07	1.08
Transition Points	8	11
Points Off Turnovers	13	12
Second Chance Points	7	13
Points in the Paint	28	30
Offensive Rebounds	15	11
Defense Rebounds	24	28
Assists	18	15
Deflections	7	7
Steals	7	5
Blocks	2	4
Turnovers	10	12
Personal Fouls	17	24
Charges Taken	0	1

## Boys' Varsity Basketball



## Dickinson High School



## Boys' Varsity Basketball's Player Stats

Name	Pts	FG	3FG	FT	+/-	MINS	OREB	DREB	AST	DEFL	STL	BLK	TO	FOUL	CHG
#2 Brayden Weidner	10	3/14	1/9	3/4	- 1	33	1	2	3	1	3	0	2	4	0
#3 Chase Knoll	25	8/16	3/8	6/11	+ 1	33	1	4	3	2	3	1	2	2	0
#5 Andrew Jablonski	2	0/1	0/0	2/6	- 10	7	3	0	0	0	0	0	0	0	0
#10 Braxton Wurgler	0	0/1	0/0	0/0	- 1	19	1	1	2	1	1	0	0	2	0
#11 Brayden Bloms	0	0/1	0/1	0/0	- 3	6	0	0	1	2	0	0	1	1	0
#13 Jedi Derrick	3	1/4	1/2	0/0	+ 1	13	0	3	3	0	0	1	0	1	0
#15 Lucas Kupfer	19	9/13	0/0	1/2	- 2	26	2	1	2	0	0	0	3	3	0
#23 Jaxon Kellogg	0	0/4	0/2	0/1	- 5	19	2	4	1	0	0	0	2	2	0
#24 Parker Falcon	16	6/10	4/5	0/0	0	36	1	6	3	1	0	0	0	2	0

## Dickinson High School's Player Stats

Name	Pts	FG	3FG	FT	+/-	MINS	OREB	DREB	AST	DEFL	STL	BLK	TO	FOUL	CHG
#1 Alex Dvorak	31	8/23	4/10	11/11	+ 8	37	2	11	4	4	1	0	1	1	0
#2 Drew Biel	9	3/4	0/0	3/5	+ 7	27	5	3	2	0	1	1	2	3	0
#3 Tyrese Annace	9	2/9	2/7	3/6	- 3	24	1	2	1	0	0	0	2	4	0
#5 Dante Oyugi	6	3/4	0/0	0/0	+ 3	23	1	3	3	1	1	0	2	2	0
#10 Damon Glasser	13	5/12	3/7	0/0	+ 4	34	0	7	1	1	0	2	3	5	0
#20 Sebastian Hauck	5	2/5	0/2	1/2	+ 11	32	1	2	4	0	2	0	1	2	1
#23 Hubert Niyimbona	4	2/2	0/0	0/0	- 11	5	0	0	0	0	0	0	0	2	0
#25 Owen Bittner	0	0/0	0/0	0/0	0	4	0	0	0	0	0	0	1	1	0
#33 Isaac Schulte	2	1/1	0/0	0/1	+ 1	6	1	0	0	1	0	1	0	4	0