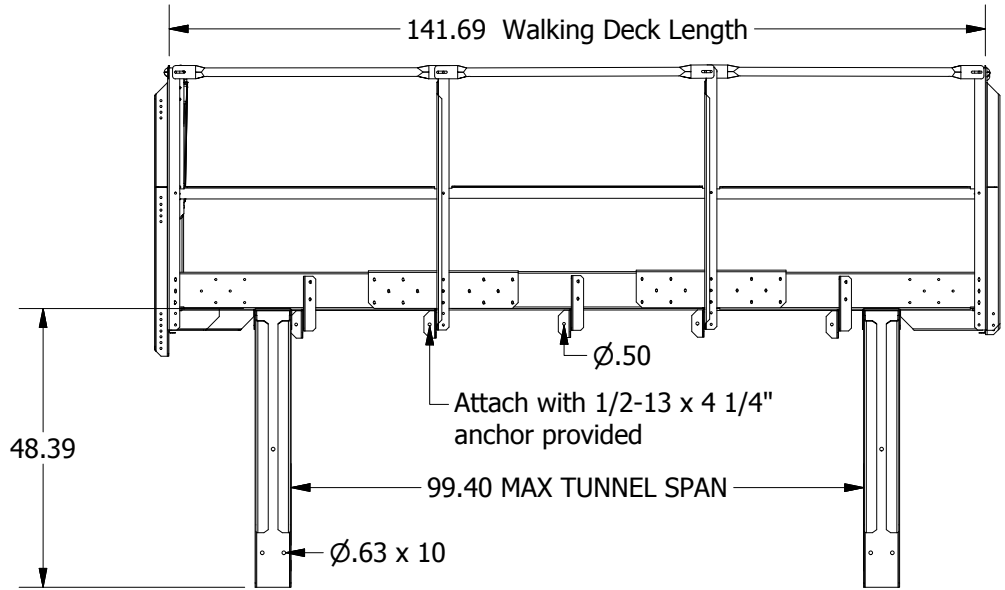
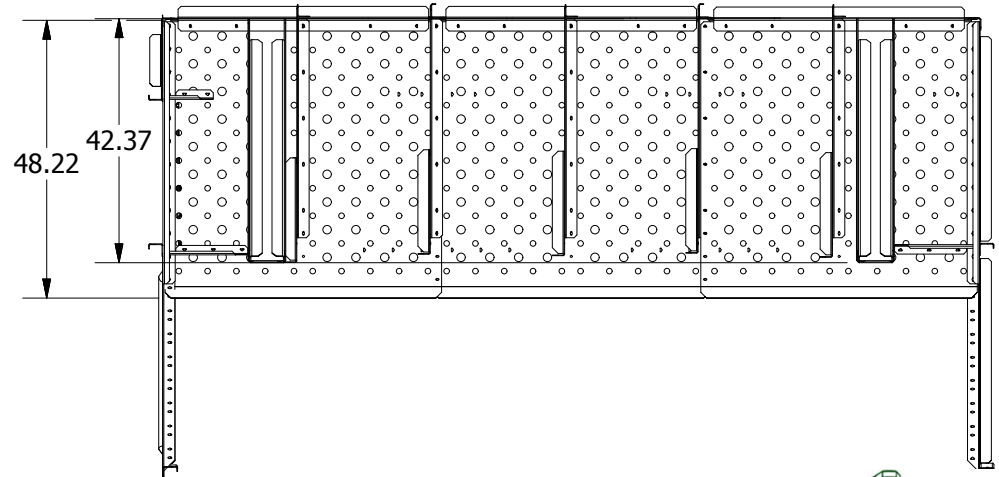
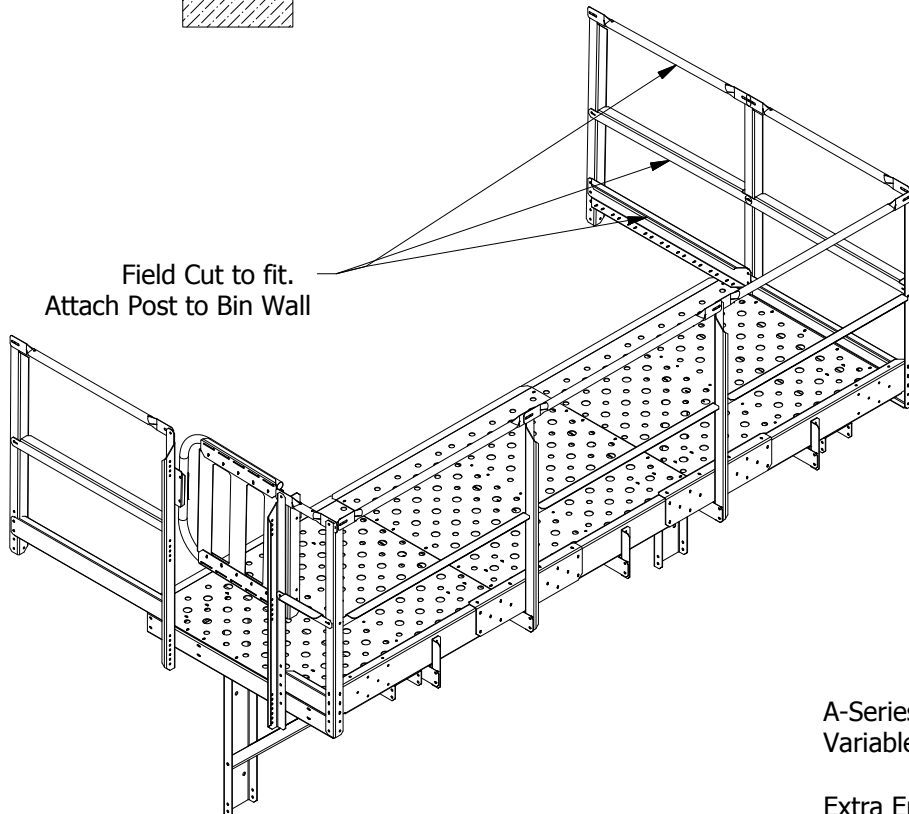


Concrete Stem Wall



Field Cut to fit.
Attach Post to Bin Wall



A-Series Straight Up
Variable Pitch Stair Available

Extra Entry Package Also Available



DRAWN Mike Adams	5/6/2015	Greene Galvanized Stairs	
CHECKED MJA	5/28/2015		
QA		TITLE	
MFG MJA	5/28/2015	IN-AFD003	
APPROVED		SIZE A	DWG NO AFD003
		SCALE	REV
		SHEET 1 OF 2	

PARTS LIST						
ITEM	QTY	PART NUMBER	DESCRIPTION	MASS	MATERIAL	KEYWORDS
1	3	AFD-0001 deck	Deck	64.642 lbmass	Galvanized Steel, Mild	Galvanized Steel 12 ga
2	2	AFD-0006 Post	Corner Post	7.072 lbmass	Galvanized Steel, Mild	Galvanized Steel 12 ga
3	5	AFD-0016 Post	Post	8.387 lbmass	Galvanized Steel, Mild	Galvanized Steel 12 ga
4	5	AFD-0002 Brace	Deck Brace	6.651 lbmass	Galvanized Steel, Mild	<SM_Style>
5	2	AFD-0003 end flange	End Support	9.901 lbmass	Galvanized Steel, Mild	Galvanized Steel 12 ga
6	2	AFD-0014 post brace	Post Brace	2.397 lbmass	Galvanized Steel, Mild	Galvanized Steel 12 ga
7	1	AFD-0013 entry brace	Entry Brace	1.355 lbmass	Galvanized Steel, Mild	Galvanized Steel 12 ga
8	3	AFD-0011 end midrail	End Mid Rail	4.669 lbmass	Galvanized Steel, Mild	Galvanized Steel 12 ga
9	3	AFD-0004 Side flange	Side Flange	15.179 lbmass	Galvanized Steel, Mild	Galvanized Steel 12 ga
10	2	AFD-0010 side brace	Side Brace	7.554 lbmass	Galvanized Steel, Mild	Galvanized Steel 12 ga
11	3	AFD-0012 end kickboard	End Kick Board	6.725 lbmass	Galvanized Steel, Mild	
12	5	AFD-0007 brace anchor	Deck Brace Anchor	4.042 lbmass	Galvanized Steel, Mild	Galvanized Steel 12 ga
13	3	AFD-0021 side midrail	Side Mid Rail	5.675 lbmass	Galvanized Steel, Mild	Galvanized Steel 12 ga
14	1	AFD-0017 entry kickboard	Entry Kickboard	1.939 lbmass	Galvanized Steel, Mild	Galvanized Steel 12 ga
15	3	AFD-0005 short post	Short Post	1.163 lbmass	Galvanized Steel, Mild	Galvanized Steel 12 ga
16	1	AFD-0009 Entry right Post	Right Entry Post	9.213 lbmass	Galvanized Steel, Mild	Galvanized Steel 12 ga
18	1	AFD-0008 left entry post	Left Entry Post	9.213 lbmass	Galvanized Steel, Mild	Galvanized Steel 12 ga
19	2	Foundation Deck Mount	Mounting Frame	55.940 lbmass		
19.1	1	DD-011 Mount Base	Mount Base	18.704 lbmass	Galvanized Steel, Mild	Galvanized Steel 12 ga
19.2	1	DD-012 mount top	Mount Top	17.254 lbmass	Galvanized Steel, Mild	Galvanized Steel 12 ga
19.3	2	DD-013 mount brace	Mount Brace	9.991 lbmass	Galvanized Steel, Mild	Galvanized Steel 12 ga
20	3	AFD-0022 end handrail	1.5" End Handrail	2.950 lbmass	Steel, Galvanized	16GA GV Tube
21	3	AFD-0023 side handrail	1.5" Side Handrail	3.584 lbmass	Steel, Galvanized	16GA GV Tube
22	1	AFD-0024 entry midrail	Entry Mid Rail	1.336 lbmass	Galvanized Steel, Mild	Galvanized Steel 12 ga
23	1	AFD-0025 Entry Handrail	Entry Handrail	1.088 lbmass	Steel, Galvanized	
24	1	A-Series Gate		32.862 lbmass		
24.1	2	pipe mount	Pipe Mount	2.765 lbmass	Galvanized Steel, Mild	Galvanized Steel 12 ga
24.2	1	main pipe	1.5" Gate Pipe	5.154 lbmass	Steel, Galvanized	16GA GV Tube
24.3	4	offset hinge base	Offset Hinge	0.582 lbmass	Galvanized Steel, Mild	Galvanized Steel 12 ga
24.4	1	gate mount	Gate Mount	5.019 lbmass	Galvanized Steel, Mild	Galvanized Steel 12 ga
24.5	1	base plate	Gate Base Plate	13.456 lbmass	Galvanized Steel, Mild	Galvanized Steel 12 ga
24.6	1	Latch mount	Latch Mount	1.007 lbmass	Galvanized Steel, Mild	Galvanized Steel 12 ga
24.7	1	Latch support	Latch Support	0.368 lbmass	Galvanized Steel, Mild	Galvanized Steel 12 ga