

Rock: 1" Desert Brown
 Boulders: Coronado Brown
 Rip Rap: Palomino Gold
 Artificial Turf: 80 oz
 Iron Fence: Chocolate Chunk
 Iron Gates: Rust Brown
 Pavers in Backyard: Travertine 3 Piece Noce
 Pavers in Front yard: Belgard 3 Piece Catalina Sierra
ALL PLANTS: 5Gallon
Trees: 24" Box

Builder Existing:
 Paver Entry and Driveway
 Travertine pavers on Covered Patio only
 Drainage and Gutters

(2)- 16"W x 32" H Accent
 Columns with Travertine Cap
 Stacked stone finish to match
 home
 Fire Feature Pottery on top for
 Pool

34 ft of 2'H Block Wall with 3'H
 Wrought Iron for 5'H Total
Centered on Property Line
 Interior stucco and painted to
 match home
 exterior stucco and painted High
 Noon
 3'H Standard Wrought iron 4"
 Spacing, Chocolate Chunk Color

10 FT of 6'H Block Wall
Centered on Property Line
 to Match Iron Height and Step up
 to 6'H Block Party Wall
 Interior and Exterior Painted
 High Noon

7'W x 12'L x 4'H Pool
 Equipment Wall
 Interior and Exterior
 Stucco and Painted to
 match home

Travertine Paver
 Walkway from
 Trashcan pad to
 extended patio

52.9 FT of 6'H Block Wall
 Center on Property Line
 Interior and Exterior
 painted High Noon

6'H Return Wall
 Exterior Stucco and
 Painted to match
 home
 Interior painted High
 Noon

4'W x 6'H Powder
 Coated Brown Wrought
 Iron Gate with brown
 composite wood slats

VALVE BOX

Paver Walkway from
 Driveway to TC Pad
 to match Existing
 Belgard Catalina 3-
 piece Sierra Blend

14" H Raised Mound

2'H Block Wall with 3'H
 Wrought Iron **centered on
 Property Line**
 Interior and Exterior stucco
 and painted to match
 home
 Standard Wrought iron

30' L Arched x 24" H Raised
 Planter 7.4' opening
 Interior Waterproof sealed
 Exterior Stacked stone finish
 with Scupper descent water/
 fire feature.

33 ft of 2'H Block Wall with
 3'H Wrought Iron
**Centered on Property
 Line**
 Interior stucco and painted to
 match home
 exterior stucco and painted
 High Noon
 3'H Standard Wrought iron 4"
 Spacing, Chocolate
 Chunk Color

Custom Built in BBQ
 9'L x 32" D x 36" H with 44"
 Raised Bar and 16" Overhang
 Bar from backsplash
 Front Exterior Stacked stone
 finish
 Rear Exterior Stucco and
 painted to match home
 Neutral Porcelain tile top

10 FT of 6'H Block Wall
Centered on Property Line
 to Match Iron Height and Step up
 to 6'H Block Party Wall
 Interior and Exterior Painted
 High Noon

(2) 4' H x 8'W
 Powder Coated
 Brown Iron Wall
 mount Trellis with
 Jasmine Vine

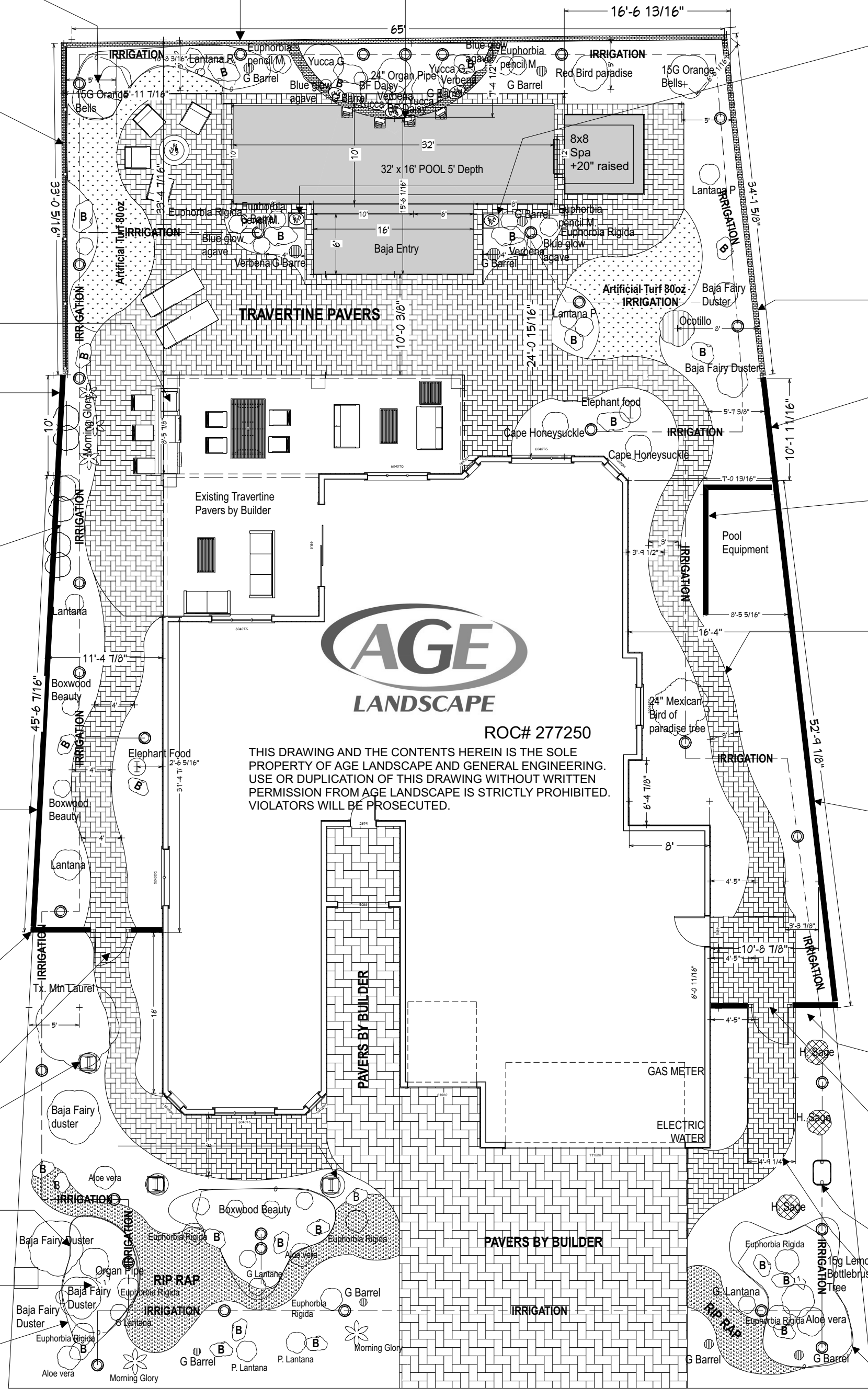
45.6 FT of 6'H Block
 Wall **Center on
 Property Line**
 Interior and Exterior
 painted High Noon

6'H Return Wall
 Exterior Stucco and
 Painted to match
 home
 Interior painted High
 Noon

4'W x 6'H Powder
 Coated Brown Wrought
 Iron Gate with brown
 composite wood slats

(3)- 16"W x 32" H Accent
 Columns with 4" Cap to match
 pop out of home
 Stacked stone finish to match
 home
 Accent Square Pottery on top of
 column to be Neutral.

14" H Raised Mound



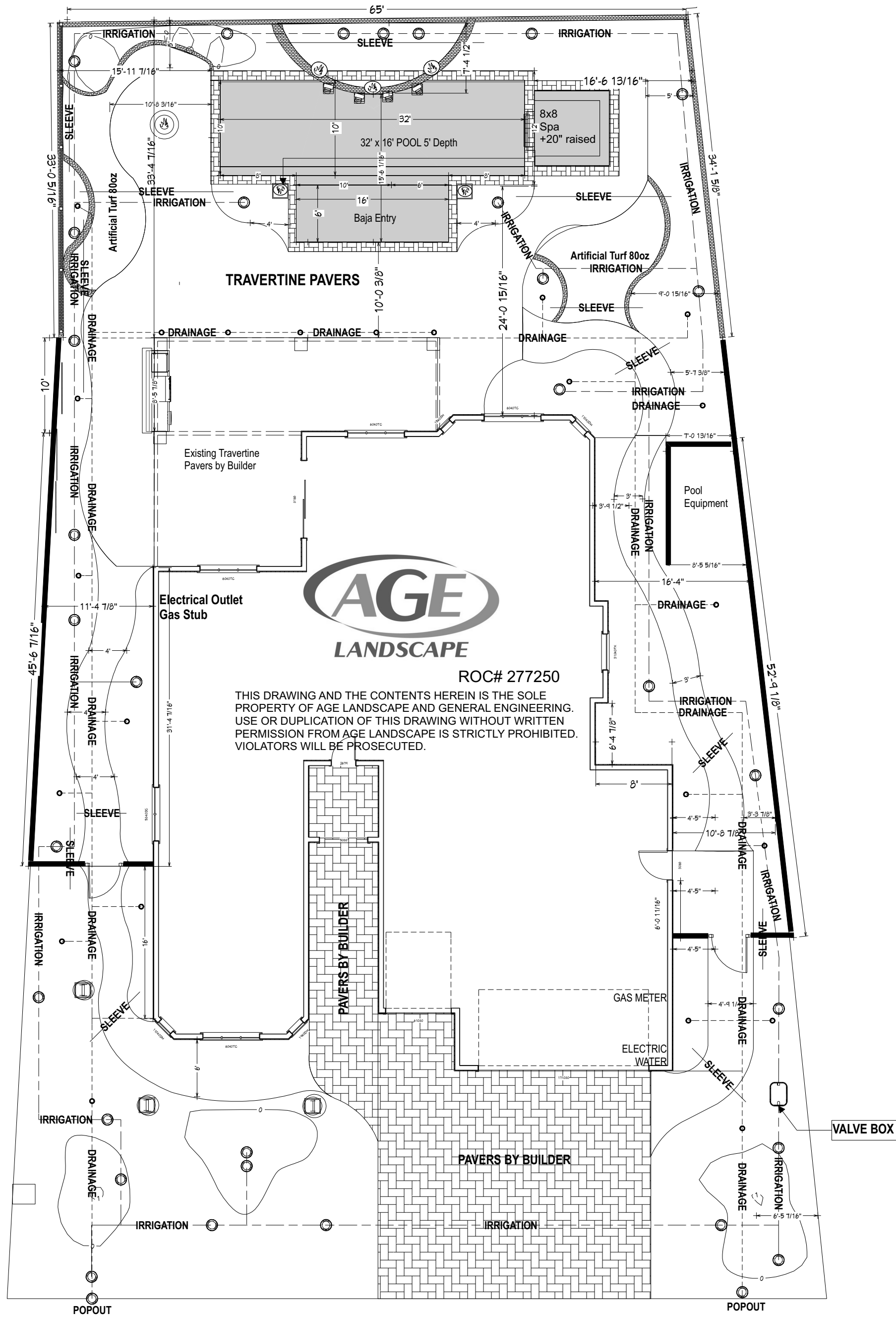
AGE LANDSCAPE
 ROC# 277250
 THIS DRAWING AND THE CONTENTS HEREIN IS THE SOLE
 PROPERTY OF AGE LANDSCAPE AND GENERAL ENGINEERING.
 USE OR DUPLICATION OF THIS DRAWING WITHOUT WRITTEN
 PERMISSION FROM AGE LANDSCAPE IS STRICTLY PROHIBITED.
 VIOLATORS WILL BE PROSECUTED.

Address: W WINSLOW WAY
 Unit: 21
 Lot: 56
 L1 OF 3
LANDSCAPE PLAN

Contractor: AGE Landscape #277250
 P.O. Box 10981
 Casa Grande, AZ 85130
 (520) 421-2888
 10/10/18

Scale: 1" = 10'





Address: W WINSLOW WAY
 Unit: 21
 Lot: 56
 L2 OF 3
IRRIGATION PLAN

Scale: 1" = 10'



Contractor: AGE Landscape #277250
 P.O. Box 10981
 Casa Grande, AZ 85130
 (520) 421-2888
 10/10/18

80 FT of 3/4" PE 2708 Yellow Gas Line with yellow Tracer wire 14AWG at 18" Depth
 To connect from existing Stub on Home and stub up with 3/4" MPT x 3/4" IPS SDR11 PE 36" x 26" Gas Anodeless Meter Riser at connection, BBQ and Fire pit. All fittings and connections Constab. BBQ and Firepit to have 3/4" Gas Ball Valve Shut off.

3'D x 18" H Natural Gas Firepit
 Travertine Coping
 Stacked stone finish

26 FT of 3/4" PE 2708 Yellow Gas Line with yellow Tracer wire 14AWG at 18" Depth
 To connect from Gas Key Valve and stub at each wok with 3/4" MPT x 3/4" IPS SDR11 PE 36" x 26" Gas Anodeless Meter Riser. All fittings and connections Constab.
 Gas Key rated: 300K BTU

2" MPT x 2" IPS SDR11 PE 36" x 26" Gas Anodeless Meter Riser Yellow MDPE Stub for Natural Gas Fire Pot Wok and connect 3/4" Gas Key Ball Valve

16 FT of 3/4" PE 2708 Yellow Gas Line with yellow Tracer wire 14AWG at 18" Depth
 To tee from 2" PE 2708 Gas Line and stub at each wok with 3/4" MPT x 3/4" IPS SDR11 PE 36" x 26" Gas Anodeless Meter Riser. All fittings and connections Constab.

Custom Built in Natural Gas BBQ
 9'L x 32" D x 36" H with 44" Raised Bar and 16" Overhang Bar from backslash
 Front Exterior Stacked stone finish
 Rear Exterior Stucco and painted to match home
 Neutral Porcelian tile top

118 FT of 2" PE 2708 Yellow Gas Line with yellow Tracer wire 14AWG at 18" Depth
 To connect from 3" main line and tee off for each fire pot reducing to 3/4" PE 2708 Yellow Gas line. All fittings and connections Constab.

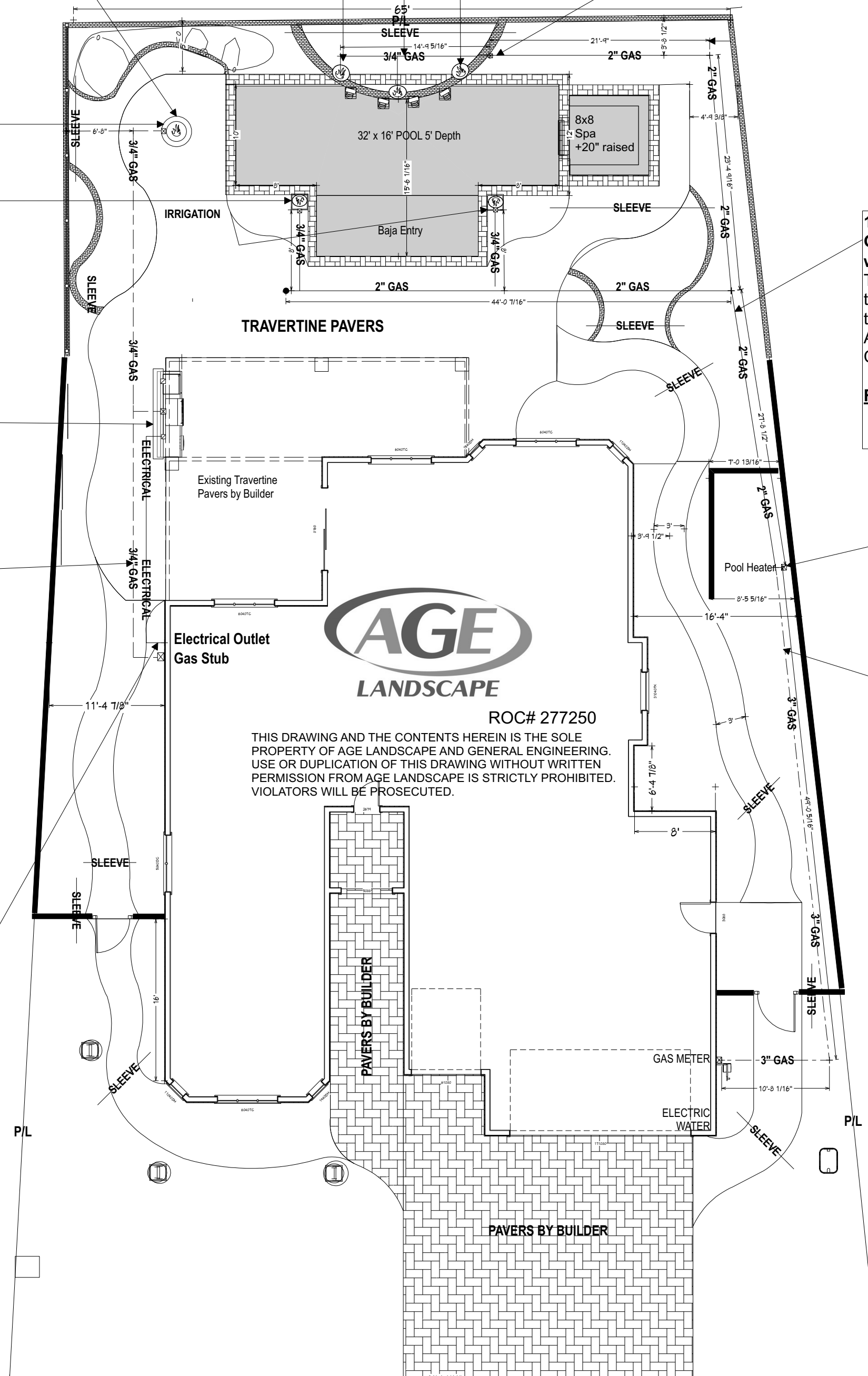
Fire Pot Wok: 60,000 btu/ ea

2" MPT x 2" IPS SDR11 PE 36" x 26" Gas Anodeless Meter Riser Yellow MDPE Stub for Natural Gas Pool Heater. 400K BTU

80 FT of 3/4" PE 2708 Yellow Gas Line with yellow Tracer wire 14AWG at 18" Depth
 To connect from existing Stub on Home and stub up with 3/4" MPT x 3/4" IPS SDR11 PE 36" x 26" Gas Anodeless Meter Riser at connection, BBQ and Fire pit. All fittings and connections Constab. BBQ and Firepit to have 3/4" Gas Ball Valve Shut off.

TOTAL BTU: 125,000
 BBQ: 45,000
 Fire pit: 80,000

35 FT OF #12 AWG Wire in 3/4" Electrical Conduit at 12" Depth to extend from existing outlet to BBQ.
 Install 2- GFCI Outlets on Backslash in Weather proof Box and cover.



60 FT of 3" Solid Steel Gas Pipe with yellow Tracer wire 14AWG at 18" Depth wrapped in 10MIL Tape.

To connect from existing meter with 1" Gas Ball Valve and transition to 2" PE Pipe SDR11 with 2" MPT x 2" IPS SDR11 PE 36" x 26" Gas Anodeless Meter Riser to tee off and stub up at Pool Heater 400K BTU with 1" Gas Ball Valve.

Total BTU: 700,000 or 636 cu ft/hr

1" Regulator at Meter 6"-14" WC Green Spring 3/8" Office at 840 CFH

Total Main run 200ft

Address: W WINSLOW WAY

Unit: 21

Lot: 56

L3 OF 3

GAS-ELECTRICAL PLAN

Scale: 1" = 10'



Contractor: AGE Landscape #277250

P.O. Box 10981

Casa Grande, AZ 85130

(520) 421-2888

10/10/18