

**Pump Data**

- SH 10 HP 8-27/64 Imp, 1 Stage Centrifugal Pump
- 316L SS Corrosion Resistance Construction
- Built-In Overload / Auto-Reset Provided
- 45 amp 230V Single Phase UL Motor
- 1-1/2 F NPT Suction

**Pump Flow**

( not for certification use )

GPM	0	40	60	80	100	150
PSI	113	107	103	95	86	59

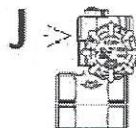

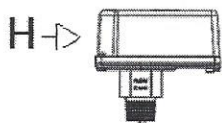
**Components**

- A - 1-1/2 F NPT Galvanized Riser
- B - Supervised Control Valve
- C - Water Pressure Gauge
- D - D Panel Control Box
- E - 40 60 Pressure Switch
- F - SH10 HP UL Motor with Pump
- G- Elevated on Steel Frame

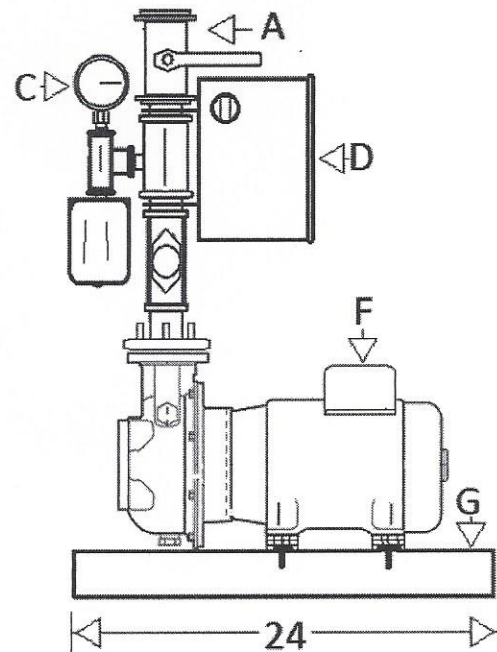
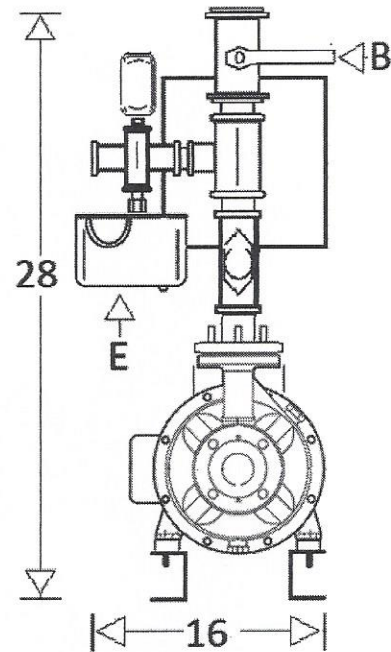
\*Wiring in Liquid Tight Conduit ( not shown )

**Check Box for Optional Equipment**

- H -Flow Switch ( +7 H)
- I-Bypass Line with Backflow Preventer ( +4W )
- J- Butterball Valve



**Model P-SH102-P**



\*Note: all measurement in inches