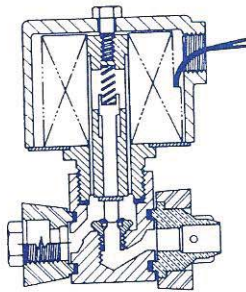


HUBBELL CONTROL VALVES

SOLENOID VALVES

HUBBELL SOLENOID VALVES ARE FLANGED. TYPE SO HAS NO MANUAL OPENING STEM AND HAS A 3/16" PORT. SEPARATE OVAL FLANGES NORMALLY CLOSE COUPLE A STRAINER TO IT. THE TYPE S WITH 3/16" PORT LOOKS THE SAME EXCEPT IT HAS A MANUAL OPENING STEM STICKING OUT THE BOTTOM.

TYPE SO




3/16" PORT WITHOUT MANUAL OPENING STEM


types S and SO

Port Size	Catalog Number			Flange Size
	FPT Flanges	Socket Weld Flanges	Weld Neck Flanges	
*3/16	S01921	S01922	N/A	1/4,3/8,1/2
*3/16	S02021	S02022	N/A	1/4,3/8,1/2
*9/16	S05021	S05022	N/A	1/2,3/4,1
9/16	S05041	S05042	N/A	1/2,3/4,1
*3/4	S07521	S07522	N/A	3/4,1,2,1
3/4	S07541	S07542	N/A	3/4,1,2,1
1	S10041	S10042	S10043	1
1-1/4	S12541	S12542	S12543	1-1/4
1-1/2	S15041	S15042	S15043	1-1/2
2	S20041	S20042	S20043	2
2-1/2	S25041	S25042	S25043	2-1/2

* 2 bolt (oval) flange construction.



TYPE S SQ FLANGE
 9/16" THRU 2 1/2" PORT



TYPE S OVAL FLANGE
 3/16", 9/16", 3/4" PORT

ADDITIONAL PREFIX AND SUFFIX NUMBERS AND LETTERS GIVE MORE INFORMATION. FOR EXAMPLE "F" AFTER THE BASIC CATALOGUE NUMBER INDICATES A STRAINER IS ATTACHED.