







WUNDERLICH® DOORS, INC.

300 West Allen Street, Joliet, Illinois, 60436-1723

● Toll Free (877) 887-3667 ● Phone (815) 727-6430 ● Fax (815) 727-8880

www.WunderlichDoors.com

| 2" CURVED SLAT ACTUAL SIZE | 3" CURVED SLAT ACTUAL SIZE | 3" FLAT SLAT ACTUAL SIZE | 3" FLAT SLAT ACTUAL SIZE |
|---|--|--|--|
| 2-1/4" X 9/16" 1-7/8" REPEAT | 3-1/8" X 7/8" 2-3/4" REPEAT | 2-15/16" X 3/4" 2-1/2" REPEAT | 2-15/16" X 3/4" 2-1/2" REPEAT |
|  |  |  |  |
| <p><u>2CG-22</u> 22 GAUGE GALVANIZED</p> | <p><u>3CG-20</u> 20 GAUGE GALVANIZED</p> <p><u>3CG-18</u> 18 GAUGE GALVANIZED</p> <p><u>3CP-20</u> 20 GAUGE PRIMED GRAY</p> | <p><u>STYLE "N"</u></p> <p><u>3FG/N-22</u> 22 GAUGE GALVANIZED</p> <p><u>3FG/N-20</u> 20 GAUGE GALVANIZED</p> <p><u>3FP/N-20</u> 20 GAUGE PAINTED GRAY</p> | <p><u>STYLE "O"</u></p> <p><u>3FG/O-18</u> 18 GAUGE GALVANIZED</p> <p><u>3FP/O-20</u> 20 GAUGE PAINTED GRAY</p> |
| <p>2" AND 3" CURVED SLATS ARE COMPATIBLE WITH MOST MANUFACTURERS</p> <p>3" CURVED SLATS ARE COMPATIBLE WITH ATLAS SLATS</p> | | <p>COMPATIBLE WITH ATLAS DOOR</p> | |
| <p>SLAT ADAPTER</p> |  | | <p><i>CHECK OUR CHART FOR SLAT COMPATIBILITY WITH OTHER MANUFACTURERS</i></p> |



WUNDERLICH® DOORS, INC.

300 West Allen Street, Joliet, Illinois, 60436-1723

● Toll Free (877) 887-3667 ● Phone (815) 727-6430 ● Fax (815) 727-8880

www.WunderlichDoors.com

FLAT & CURVED SLAT COMPATIBILITY CHART

**WE CANNOT BE RESPONSIBLE
FOR COMPATIBILITY
IN ALL CASES**

INTERIOR COIL APPLICATIONS -

“TOP” - WUNDERLICH SLAT WILL FIT ON THE TOP OF ANOTHER BRAND

“BOTTOM” - WUNDERLICH SLAT WILL FIT ON THE BOTTOM OF ANOTHER BRAND

W/ SLAT APT'R = WITH SLAT ADAPTER

EXTERIOR COIL APPLICATIONS –THE REVERSE WILL HOLD TRUE ON EXTERIOR MOUNTED APPLICATIONS WHERE THE COIL IS EXTERIOR TO THE WEATHER AND THE CURTAIN HAS BEEN INSTALLED UPSIDE DOWN TO SHED WATER FROM THE INTERLOCKING SLAT JOINTS.

| <u>VARIOUS 3" FLAT AND 3" CURVED SLATS</u> | <u>WUNDERLICH FLAT SLAT STYLE "N"</u> | <u>WUNDERLICH FLAT SLAT STYLE "O"</u> | <u>WUNDERLICH CURVED SLAT 3CG-20/18</u> |
|--|---|---|---|
| ALPINE | TOP & BOTTOM | NOT COMPATIBLE | TOP & BOTTOM |
| ASTA | BOTTOM, AND TOP W/ <u>SLAT APT'R</u> | NOT COMPATIBLE | TOP & BOTTOM |
| ATLAS DOOR | TOP & BOTTOM | NOT COMPATIBLE | TOP & BOTTOM |
| CHI | BOT W/ <u>SLAT APT'R</u> | TOP & BOTTOM | TOP & BOTTOM |
| COOKSON #4 - 3" X 3/4" LOW PROFILE #5 FLAT SLAT | TOP & BOTTOM BOTTOM, ONLY | TOP & BOTTOM NOT COMPATIBLE | N/A N/A |
| NOTE: COOKSON - LOW PROFILE #5 FLAT SLAT - 2 1/4" X 9/16" NOT RECOMMENDED – TOO WIDE FOR THE GUIDE | | | |
| CORNELL – CURRENT SLAT – 2-5/8" X 3/4" | TOP & BOTTOM | BOTTOM, ONLY TOP W/ <u>SLAT APT'R</u> | N/A |
| NOTE: CORNELL - OLD FLAT SLATS - 2-1/4" X 5/8" & 3" X 7/8" WITH SQUARE CORNERS - UNKNOWN COMPATIBILITY | | | |
| EXPRESS | TOP & BOTTOM | BOTTOM, ONLY | TOP & BOTTOM |
| J.G. WILSON "BIG 4" S-SHAPE | N/A | N/A | TOP & BOTTOM |
| MAHON | BOTTOM, ONLY | BOTTOM, ONLY | TOP & BOTTOM |
| METRO (2-11/16" HIGH SLAT) | BOTTOM, & TOP W/ <u>SLAT ADTPR</u> | NOT COMPATIBLE | N/A |
| NORTH AMERICAN/JIM WALTER | BOTTOM, AND TOP W/ <u>SLAT APT'R</u> | BOTTOM, ONLY | TOP & BOTTOM |
| OVERHEAD | TOP, AND BOTTOM W/ <u>SLAT APT'R</u> | NOT COMPATIBLE | TOP & BOTTOM |
| PIERINI (ROLLITE) | TOP, ONLY | TOP & BOTTOM | TOP & BOTTOM |
| RAYNOR | TOP, AND BOTTOM W/ <u>SLAT APT'R</u> | TOP & BOTTOM | TOP & BOTTOM |
| R & S | BOTTOM, AND TOP W/ <u>SLAT APT'R</u> | BOTTOM, AND TOP W/ <u>SLAT APT'R</u> | TOP & BOTTOM |
| SOUTHWESTERN | TOP & BOTTOM | TOP & BOTTOM | TOP & BOTTOM |
| WARREN | TOP, AND BOTTOM W/ <u>SLAT APT'R</u> | TOP & BOTTOM | TOP & BOTTOM |
| WAYNE DALTON/KINNEAR | NOT COMPATIBLE | TOP & BOTTOM | TOP & BOTTOM |
| WILSON (2 11/16" x 5/8" wide - offset at the face, Repeats every 2 1/8") | BOTTOM (SLIGHT OFFSET) AND, TOP W/ <u>SLAT APT'R</u> | NOT APPLICABLE | CALL |
| WINDSOR - OLD NEW 26-28 GAUGE PAINTED | BOTTOM, ONLY TOP & BOTTOM | TOP & BOTTOM N/A | TOP & BOTTOM TOP & BOTTOM |

LET US BE YOUR SOURCE FOR ALL YOUR ROLLING DOOR NEEDS

“Service that exceeds Expectations”