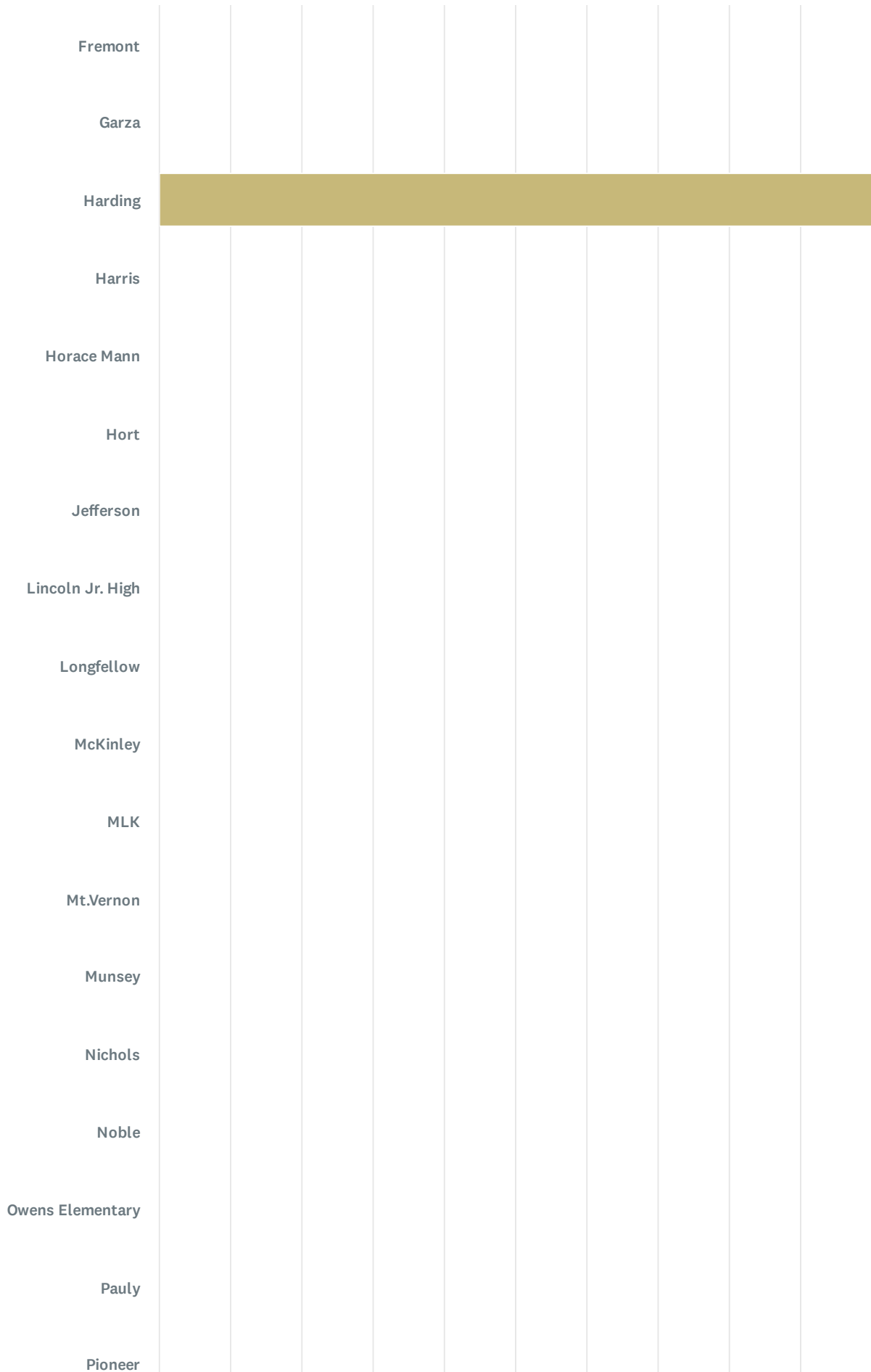














































2025-2026 BETA Administration/Site Climate Survey



2025-2026 BETA Administration/Site Climate Survey

Answer Choices	Percentage	Responses
 Casa Loma	0%	0
 Cato	0%	0
 Chavez	0%	0
 Chipman	0%	0
 College Hts	0%	0
 Compton	0%	0
 Curran	0%	0
 Downtown	0%	0
 Ed Center/District Office	0%	0
 Eissler	0%	0
 Emerson	0%	0
 Evergreen	0%	0
 Fletcher	0%	0
 Frank West	0%	0
 Franklin	0%	0
 Fremont	0%	0
 Garza	0%	0
 Harding	100.00%	6
 Harris	0%	0
 Horace Mann	0%	0
 Hort	0%	0
 Jefferson	0%	0
Total		6

2025-2026 BETA Administration/Site Climate Survey

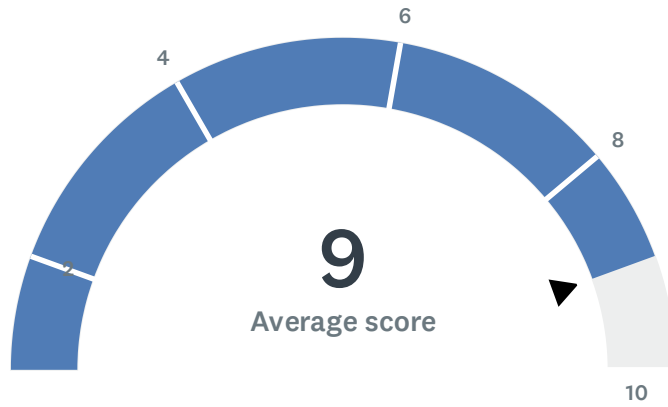
Answer Choices	Percentage	Responses
 Lincoln Jr. High	0%	0
 Longfellow	0%	0
 McKinley	0%	0
 MLK	0%	0
 Mt.Vernon	0%	0
 Munsey	0%	0
 Nichols	0%	0
 Noble	0%	0
 Owens Elementary	0%	0
 Pauly	0%	0
 Pioneer	0%	0
 Rafer Johnson	0%	0
 Roosevelt	0%	0
 School Nurse	0%	0
 Sequoia	0%	0
 Sierra	0%	0
 Stella Hills	0%	0
 Stiern	0%	0
 Thorner	0%	0
 VAPA	0%	0
 Voorhies	0%	0
 Washington	0%	0
Total		6

2025-2026 BETA Administration/Site Climate Survey

Answer Choices	Percentage	Responses
 Wayside	0%	0
 William Penn	0%	0
 Williams	0%	0
 Other (please specify) Show responses	0%	0
Total		6

Q2 Site administration is sensitive to the needs of students, staff, and the community.

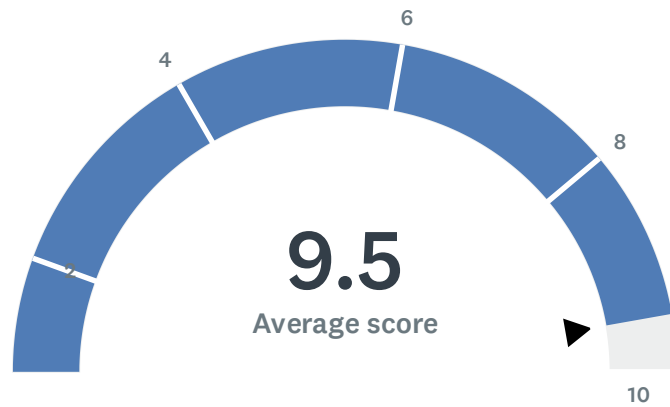
Answered: 6 Skipped: 0



Basic statistics (i)				
Minimum	Maximum	Median	Mean	Standard Deviation
7.00	10.00	9.50	9.00	1.15

Q3 Site administration treats staff with respect; you feel like a valued member of a team.

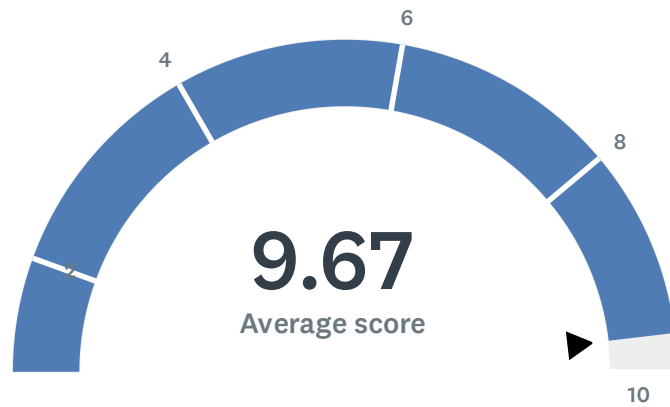
Answered: 6 Skipped: 0



Basic statistics (i)				
Minimum	Maximum	Median	Mean	Standard Deviation
8.00	10.00	10.00	9.50	0.76

Q4 Site administration conducts classroom visits in the least disruptive manner and leaves timely feedback (within 48 hours).

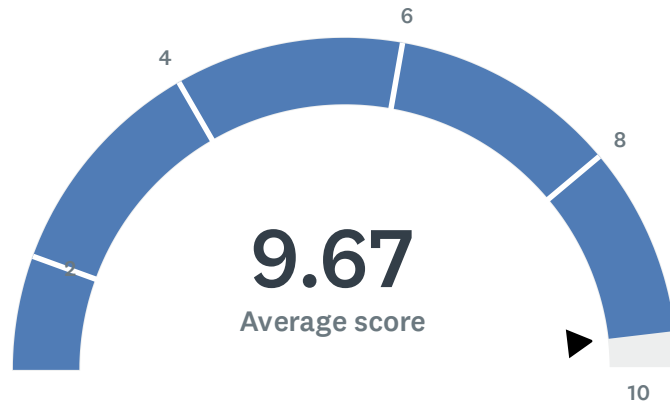
Answered: 6 Skipped: 0



Basic statistics (i)				
Minimum	Maximum	Median	Mean	Standard Deviation
9.00	10.00	10.00	9.67	0.47

Q5 Site administration follows the contract and respects personal rights.

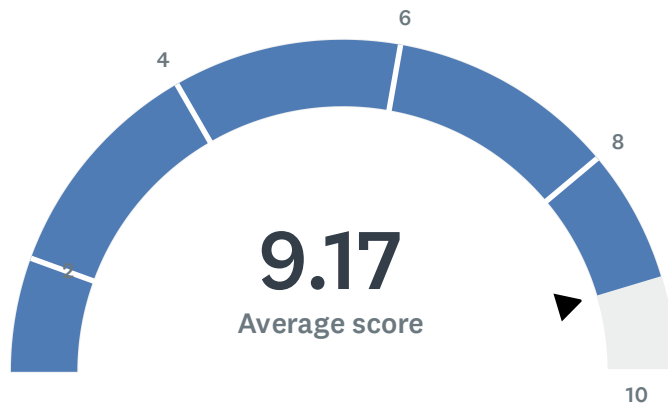
Answered: 6 Skipped: 0



Basic statistics ⓘ				
Minimum	Maximum	Median	Mean	Standard Deviation
8.00	10.00	10.00	9.67	0.75

Q6 Administration utilizes staff according to their job description (ie. Coaches, APL's, Specialists & Staff).

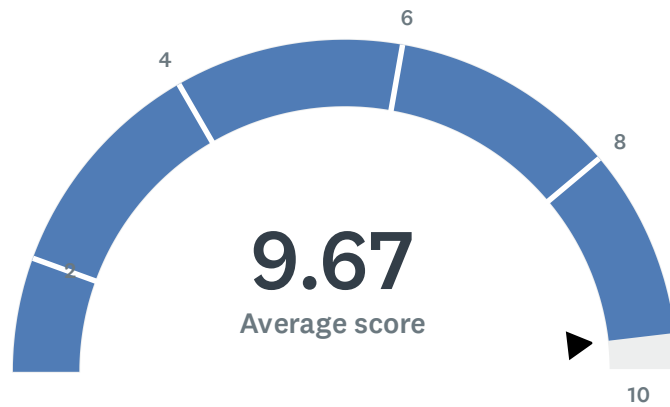
Answered: 6 Skipped: 0



Basic statistics (i)				
Minimum	Maximum	Median	Mean	Standard Deviation
8.00	10.00	9.50	9.17	0.90

Q7 Administration maintains open communication with staff, parents, and students.

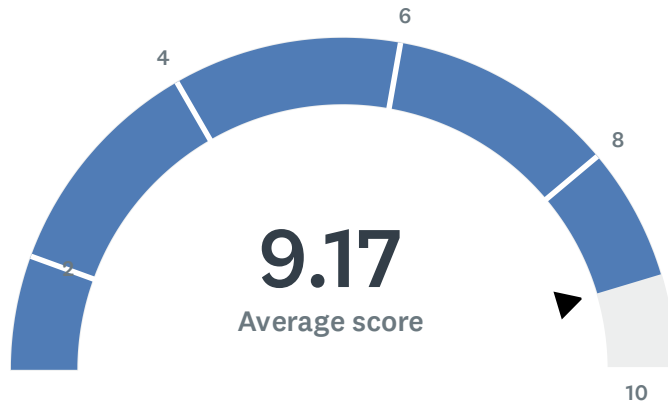
Answered: 6 Skipped: 0



Basic statistics (i)				
Minimum	Maximum	Median	Mean	Standard Deviation
9.00	10.00	10.00	9.67	0.47

Q8 Administration supports staff against attacks and criticism from parents.

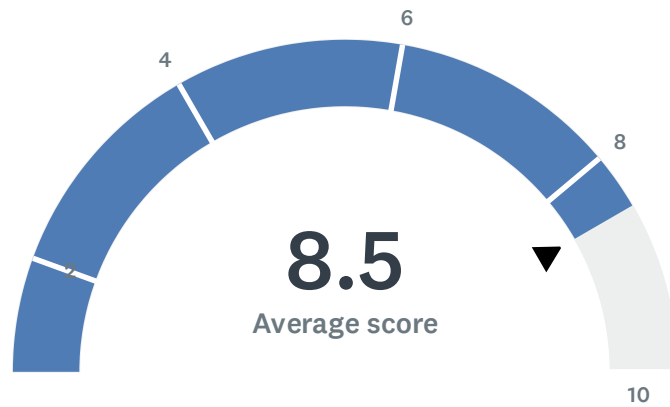
Answered: 6 Skipped: 0



Basic statistics (i)				
Minimum	Maximum	Median	Mean	Standard Deviation
7.00	10.00	10.00	9.17	1.21

Q9 Site administration treats all teachers equally; there is no preferential treatment.

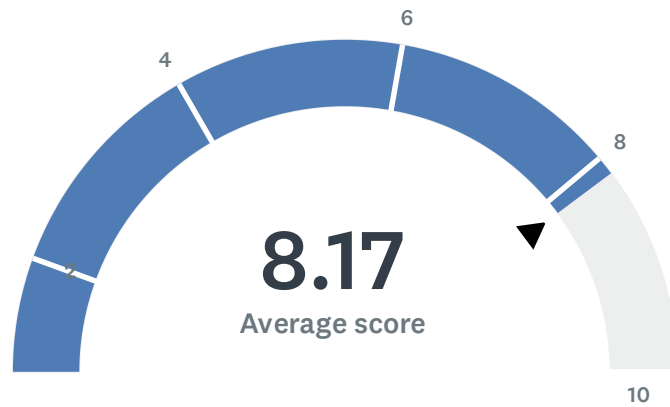
Answered: 6 Skipped: 0



Basic statistics (i)				
Minimum	Maximum	Median	Mean	Standard Deviation
3.00	10.00	10.00	8.50	2.57

Q10 Site administration has been supportive and minimizes additional stress.

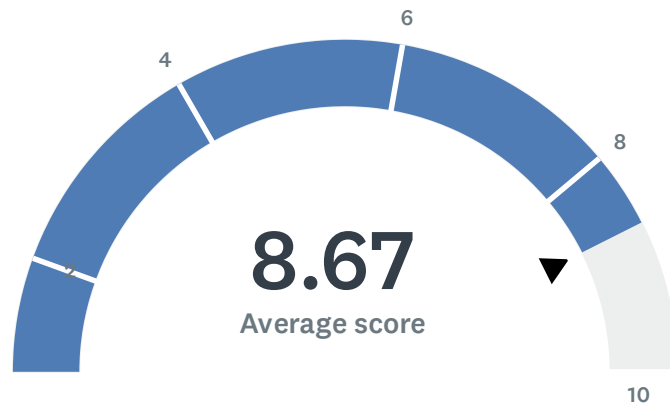
Answered: 6 Skipped: 0



Basic statistics (i)				
Minimum	Maximum	Median	Mean	Standard Deviation
4.00	10.00	9.00	8.17	2.19

Q11 Administration communicates expectations and information in an effective and timely manner.

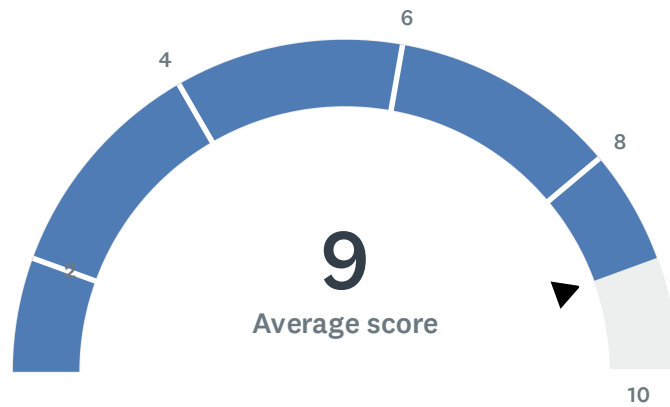
Answered: 6 Skipped: 0



Basic statistics (i)				
Minimum	Maximum	Median	Mean	Standard Deviation
5.00	10.00	10.00	8.67	1.97

Q12 Your site administration ensures positive working conditions at your worksite.

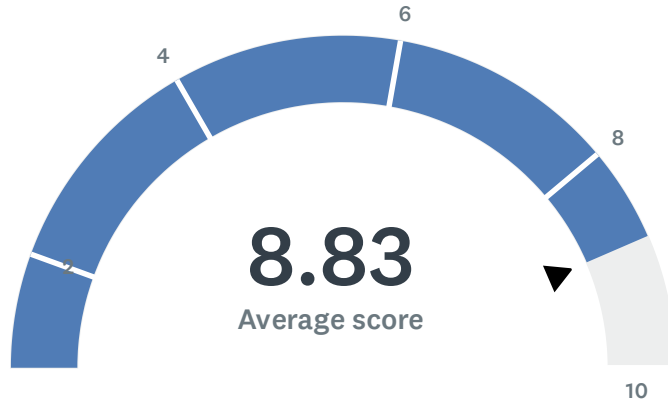
Answered: 6 Skipped: 0



Basic statistics (i)				
Minimum	Maximum	Median	Mean	Standard Deviation
6.00	10.00	10.00	9.00	1.53

Q13 Site administration is thoughtful/smart when calling "Inclement Weather" (rainy day, extreme temperatures, too windy, air quality, etc.) schedule.

Answered: 6 Skipped: 0



Basic statistics (i)				
Minimum	Maximum	Median	Mean	Standard Deviation
6.00	10.00	10.00	8.83	1.67

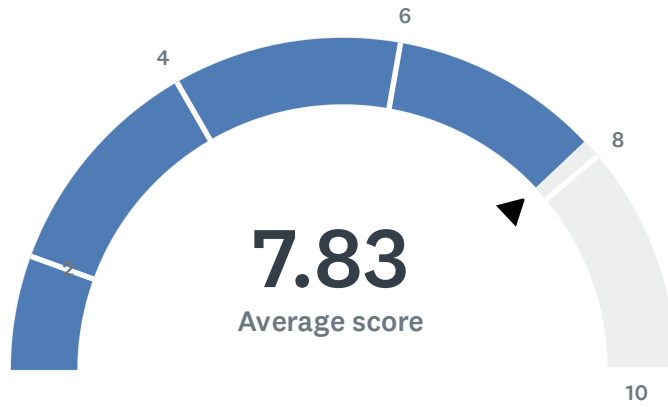
Q14 Do you have any comments, thoughts, or concerns about site administration?

Answered: 4 Skipped: 2

#	RESPONSES
1	I have worked at seven schools, and this administration is on top of everything!
2	The administration at Harding is supportive, communicative, and understanding. I appreciate the support, insight, and positivity that is shared. They have built an extremely positive work environment and make teaching such an enjoyable experience.
3	The site administration is wonderful!
4	My principal is less supportive than my Vice Principal. My Vice Principal is extremely supportive and has teachers backs when it comes to issues and problems. I find that my principal doesn't necessarily have teachers backs and protects them when it comes to issues and problems.

Q15 Site staff is involved in setting school policies and budgetary priorities.

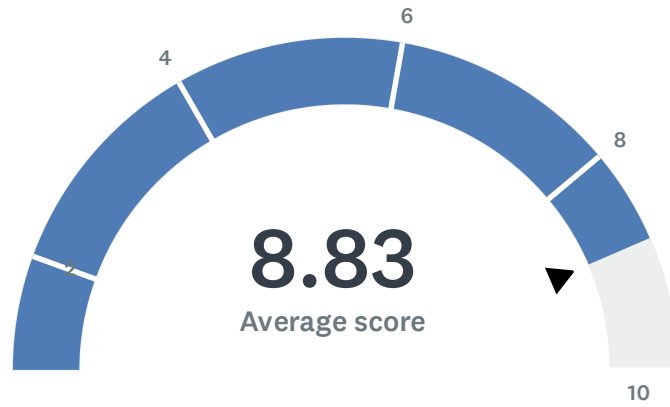
Answered: 6 Skipped: 0



Basic statistics ⓘ				
Minimum	Maximum	Median	Mean	Standard Deviation
3.00	10.00	9.00	7.83	2.61

Q16 Site meetings are productive and not excessive.

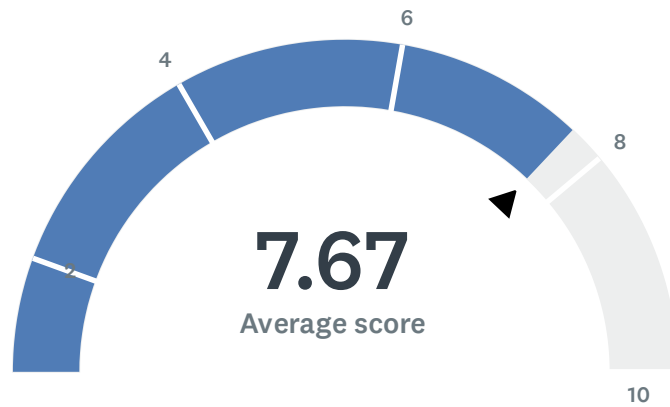
Answered: 6 Skipped: 0



Basic statistics ⓘ				
Minimum	Maximum	Median	Mean	Standard Deviation
5.00	10.00	10.00	8.83	1.86

Q17 Meetings, 504s, and/or IEPs scheduled outside of contractually guaranteed planning/preparation time?

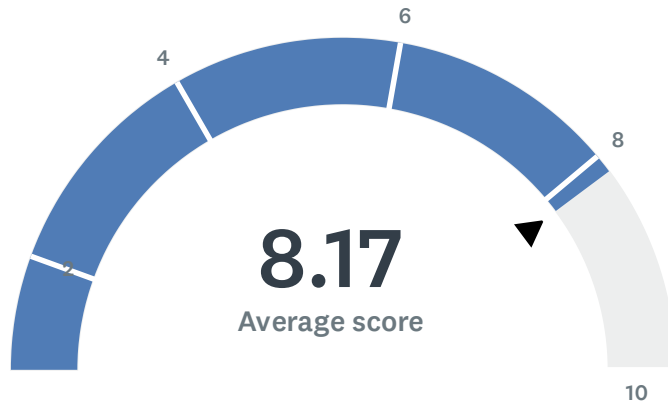
Answered: 6 Skipped: 0



Basic statistics (i)				
Minimum	Maximum	Median	Mean	Standard Deviation
3.00	10.00	9.00	7.67	2.75

Q18 My site receives daily, consecutive, uninterrupted planning/preparation time. (30 minutes / 40 minutes)

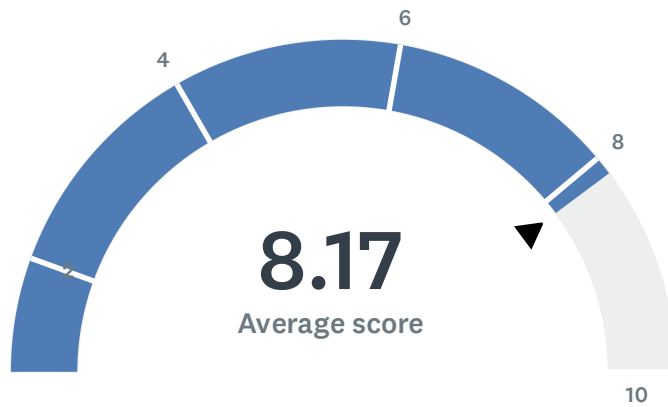
Answered: 6 Skipped: 0



Basic statistics (i)				
Minimum	Maximum	Median	Mean	Standard Deviation
3.00	10.00	10.00	8.17	2.73

Q19 Staff is given time (on duty) to input district-required data (i.e., Benchmarks, Dibels, CFAs, Report Cards, etc.).

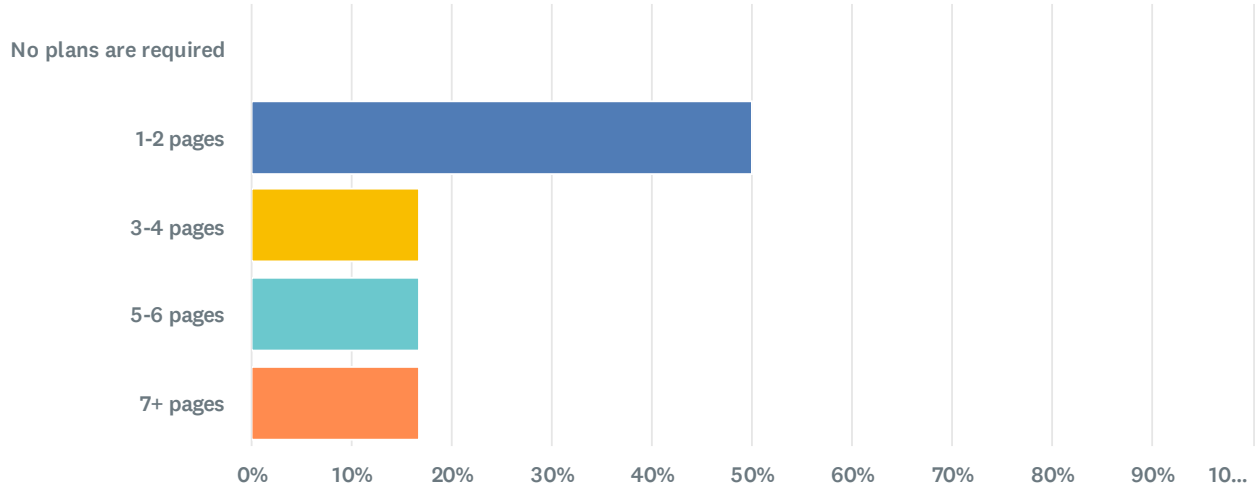
Answered: 6 Skipped: 0



Basic statistics (i)				
Minimum	Maximum	Median	Mean	Standard Deviation
3.00	10.00	10.00	8.17	2.73

Q20 Teachers are required to submit complete, but not excessively lengthy lesson plans.

Answered: 6 Skipped: 0



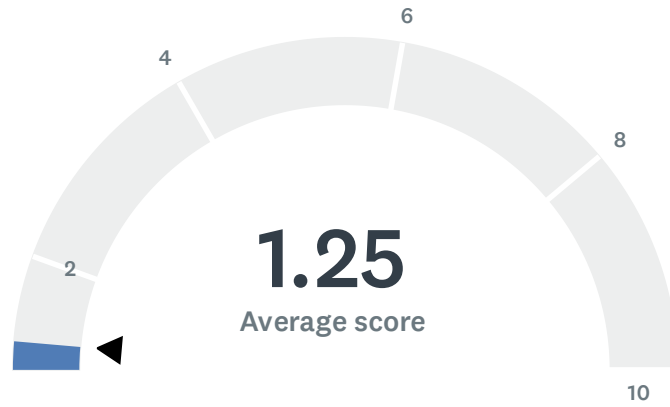
Answer Choices	Percentage	Responses
● No plans are required	0%	0
● 1-2 pages	50.00%	3
● 3-4 pages	16.67%	1
● 5-6 pages	16.67%	1
● 7+ pages	16.67%	1
Show comments		
Total		6

2025-2026 BETA Administration/Site Climate Survey

#	COMMENT	
1	We are trusted to make the plans we need, but we do submit them weekly.	

Q21 Staff (teachers and/or coaches) have recess duty.

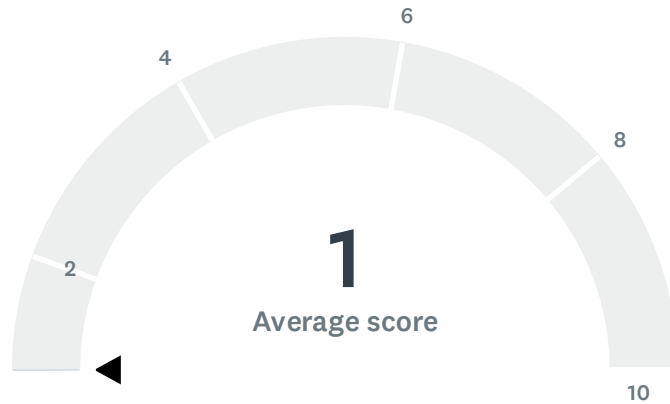
Answered: 4 Skipped: 2



Basic statistics ⓘ				
Minimum	Maximum	Median	Mean	Standard Deviation
1.00	2.00	1.00	1.25	0.43

Q22 Staff (teachers and/or coaches) have bus (arrival/dismissal) duty.

Answered: 4 Skipped: 2



Basic statistics ⓘ				
Minimum	Maximum	Median	Mean	Standard Deviation
1.00	1.00	1.00	1.00	0.00

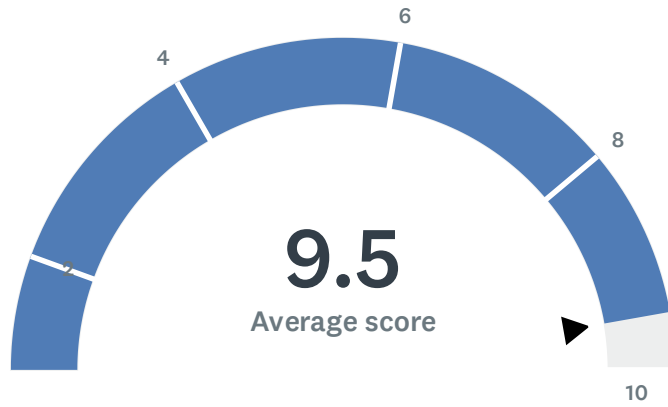
Q23 Do you have any comments, thoughts, or concerns about site operations, duties, and responsibilities?

Answered: 4 Skipped: 2

#	RESPONSES
1	Teachers are given as much time to plan and work in the classroom as possible. Grades 1-6 get extra PLC time and the kids have extra PE.
2	There are CPALs that cover our recess. I have not been asked to support with bus duty.
3	The site administration is wonderful at providing us time when we need extra planning time.
4	For the recess duty and bus duty, as a teacher I have this duty but I am a self contained sped teachers. I know that our general education staff does not have these duties. So I answered for gen ed. I do not get 30 minutes of planning because my prinicipal wants me to have daily meetings with my paras at 8 am. If I want to plan and get ready for the day, I have to come in early.

Q24 Staff and students feel safe.

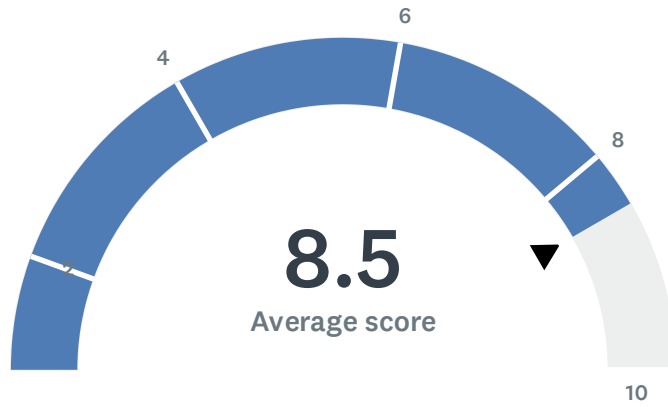
Answered: 6 Skipped: 0



Basic statistics ⓘ				
Minimum	Maximum	Median	Mean	Standard Deviation
7.00	10.00	10.00	9.50	1.12

Q25 Administration has been helpful and supportive regarding student discipline.

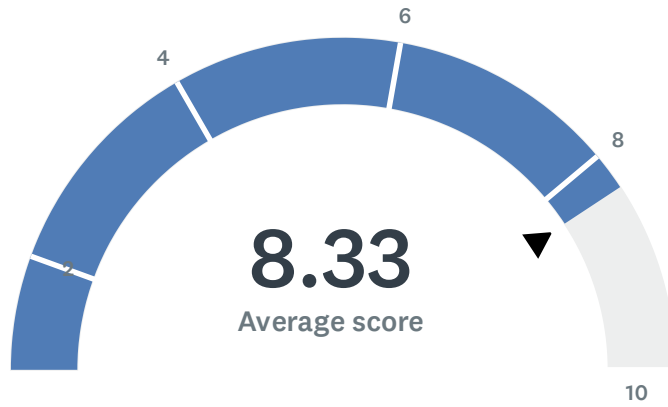
Answered: 6 Skipped: 0



Basic statistics (i)				
Minimum	Maximum	Median	Mean	Standard Deviation
5.00	10.00	9.50	8.50	1.89

Q26 Teachers have been given or trained to use effective tools to improve behavior.

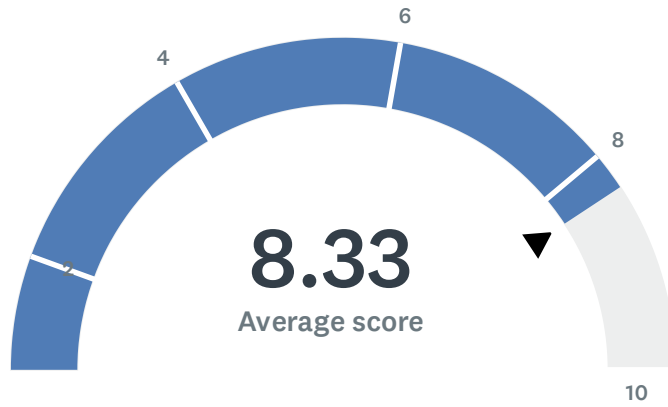
Answered: 6 Skipped: 0



Basic statistics (i)				
Minimum	Maximum	Median	Mean	Standard Deviation
6.00	10.00	8.50	8.33	1.70

Q27 Administration supports classroom discipline procedures and follows District discipline guidelines.

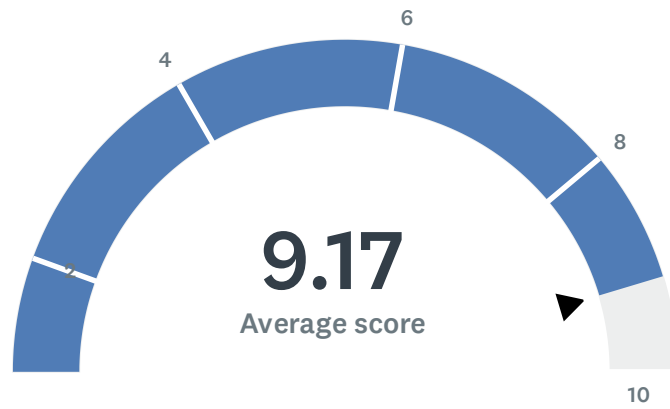
Answered: 6 Skipped: 0



Basic statistics (i)				
Minimum	Maximum	Median	Mean	Standard Deviation
5.00	10.00	9.00	8.33	1.89

Q28 When ODRs (office disciplinary referrals) are written, the teacher's word is valued and trusted.

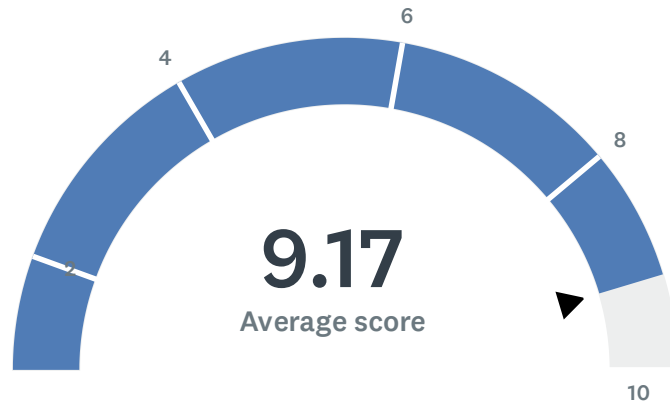
Answered: 6 Skipped: 0



Basic statistics (i)				
Minimum	Maximum	Median	Mean	Standard Deviation
7.00	10.00	10.00	9.17	1.21

Q29 My site has a positive atmosphere.

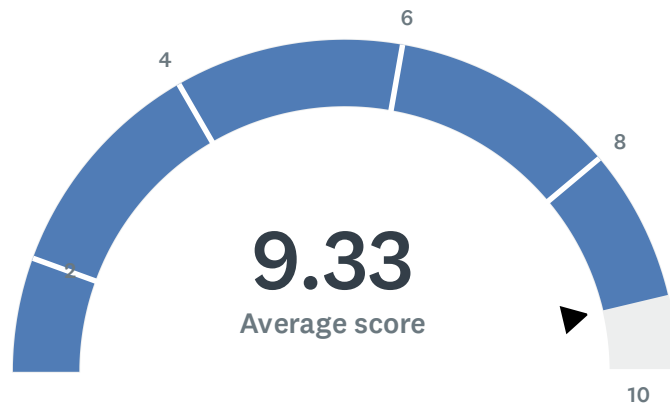
Answered: 6 Skipped: 0



Basic statistics ⓘ				
Minimum	Maximum	Median	Mean	Standard Deviation
6.00	10.00	10.00	9.17	1.46

Q30 I would recommend my site to other employees and prospective teachers.

Answered: 6 Skipped: 0



Basic statistics (i)				
Minimum	Maximum	Median	Mean	Standard Deviation
7.00	10.00	10.00	9.33	1.11

Q31 Do you have any final comments, thoughts, or concerns about PBIS, Discipline, and/or Site Atmosphere?

Answered: 3 Skipped: 3

#	RESPONSES
1	Sandra Poh and Jennifer Mejia always take time with any student I suggest to them.
2	The BIS at our school work diligently to support a variety of student behaviors. They also offer insight with suggestions, strategies, and behaviors that can support positive classroom environments. The administration supports teachers during communication with parents and students.
3	The PBIS system is very effective here. From Principal to BIS to CPALs, you have effective support from everyone.

Q32 Do you have any overall comments about your site and/or its administration?

Answered: 4 Skipped: 2

#	RESPONSES
1	I love working at Harding, and the staff I have talked with does as well.
2	The work environment at Harding Elementary is incredible. The admin and office staff help to provide support, bring positivity, and display respect to all staff. This creates a cohesive work environment where no one feels isolated.
3	Wonderful school, awesome students, and even better staff!
4	Overall my school site is a positive place to be. The staff are friendly with each other. There are issues, but that is everywhere. The overall feel as a teacher is good on my campus.