



SEFAR® BASIC

Product description

SEFAR® BASIC is the screen printing mesh range developed to cover the demands of the t-shirt, textile and ceramic printers. The compact product range is produced according to Sefar standards.

SEFAR® BASIC																				
Mesh number	Mesh count [cm]	Mesh count [inch]	Thread diameter nominal [μm]	Weave	Tolerance of mesh count [± n/cm]	Mesh opening [μm]	Open area [%]	Mesh thickness (woven) [μm]	Tolerance of mesh thickness [± μm]	Theoretical ink volume [cm³/ m²]	Available mesh widths (Tolerance -0 / +4) [cm]									
											75	115	142	158	186	234	288	320	365	
120/305-34 PW	120	305	34	1:1	4.0	45	30	52	4	15	▽	▼●	▼●	▼●		▽○				
120/305-40 PW	120	305	40	1:1	4.0	37	20	62	5	12		○		○		▽		▽		
110/280-40 PW	110	110	40	1:1	3.5	47	27	63	5	17				▼						
100/255-40 PW	100	255	40	1:1	3.5	57	32	62	5	20		▼●	▼●	▼●	○	▽	○			
90/230-48 PW	90	230	48	1:1	3.5	55	25	75	6	18	▽	▼●	▼●	▼●	●	▼●	▽○	▽		
77/195-55 PW	77	195	55	1:1	3.0	67	26	84	6	22	▽	▼●	▼●	▼●	●	▼●	●	▽●		
77/195-48 PW	77	195	48	1:1	3.0	77	35	78	6	27				▼●						
71/180-55 PW	71	180	55	1:1	3.0	78	36	86	7	26		●	▼●	▼●		▽●	▽	▽○		
68/175-55 PW	68	175	55	1:1	2.5	84	33	84	6	27				▼●	●		○			
61/156-64 PW	61	156	64	1:1	2.5	97	30	100	7	35		●	▼●	▼●		▽●	○	▽●	○	
54/137-64 PW	54	137	64	1:1	2.5	118	39	98	7	40		●	●	▽●		○		●		
51/131-70 PW	51	131	70	1:1	2.0	121	38	109	8	42				●						
48/123-70 PW	48	123	70	1:1	2.0	135	41	111	8	47		●	●	●						
43/110-80 PW	43	110	80	1:1	2.0	149	41	130	10	53	○	●	▼●	●		●		○		
36/92-90 PW	36	92	90	1:1	2.0	183	43	144	11	62		●	○	●						
34/85-100 PW	34	85	100	1:1	2.0	190	42	163	12	68			●						○	
32/83-100 PW	32	83	100	1:1	2.0	209	45	163	12	73			●	●						

In stock = ▼● Item on request = ▽○ Color: white = ●○ yellow = ▼▽

Subject to change without notice

Remark: The yellow mesh range of SEFAR® BASIC will be introduced from December 2013 onwards.



Definitions

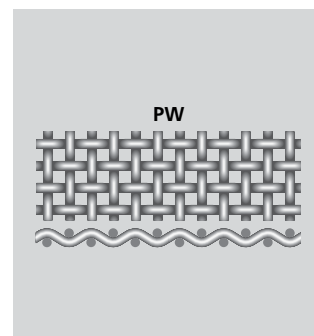
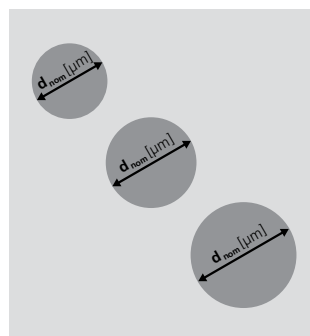
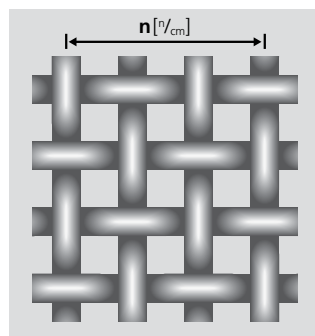
61/156-64 W PW

61/156-64 W PW

61/156-64 W PW

61/156-64 W PW

61/156-64 W PW



Mesh number

Mesh count $^{1}/_{cm}$ 61/156-64 W PW
 Mesh count $^{1}/_{inch}$ 61/156-64 W PW
 Thread- \varnothing d_{nom} 61/156-64 W PW
 Fabric color 61/156-64 W PW
 Type of weave 61/156-64 W PW
 (white = W, yellow = Y)

Mesh count n [$^{1}/_{cm}$]

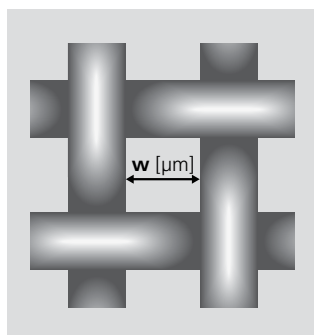
The mesh count n stands for the number of threads per cm or inch. The tolerance is the defined range of the statistically ascertained mean values of mesh counts.

Thread diameter nominal

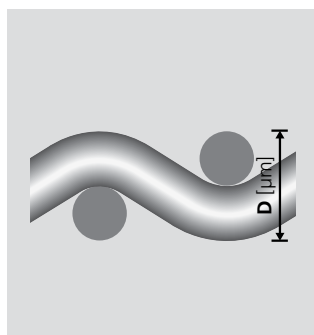
d_{nom} [μm]
 The diameter d_{nom} is measured on the thread before weaving.

Weave

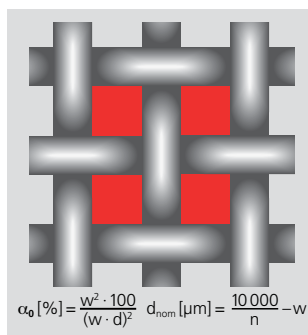
The type of weave is PW (Plain weave 1:1).

Mesh opening w [μm]

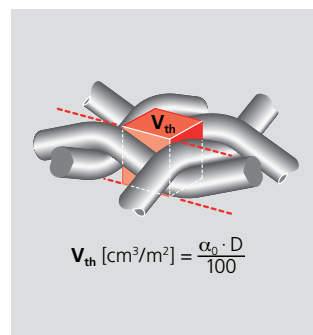
The mesh opening w is the distance between two adjacent warp or weft threads.

Mesh thickness D [μm]

The mesh thickness D is measured according to ISO 5084. The tolerance is the defined range of the statistically ascertained mean values of mesh thickness.

Percentage of open area α_0 [%]

The percentage of open area α_0 is the sum of all mesh opening areas expressed as a percentage of the total screen area. It is calculated from the mean value of mesh openings and the actual diameter of the threads.



Theoretical ink volume

V_{th} [cm^3/m^2]
 The theoretical ink volume V_{th} is calculated from the mesh thickness D and the percentage of open area α_0 .

The abbreviations correspond with DIN Norm 16 611. All values correspond to unstretched mesh.

Note

The product data stated here and our advice on application technology, in verbal and written form and on the basis of tests and experiments, are provided to the best of our knowledge and belief; however, this information must be regarded as non-binding. It is based on our current knowledge and experience, and on standardized process and test conditions as per DIN standards 16610 / 16611 / 53804 and ISO 13934 / 5084. As many variations may occur due to each specific application, we are unable to provide an overall assessment regarding the range of fluctuations for processes and follow-up processes (i.e. parameters, interactions with materials and machines used, and chemical reactions). For this reason, the parameters we recommend should be understood merely as values for guidance purposes. All the illustrations, descriptions, data, diagrams and tables, etc., shown here may change without prior notice, and they do not represent the contractually agreed characteristics of the product. It is impossible for us to have control over the post-processing of our products, so the user is solely responsible in this regard.

Our products are sold and distributed in accordance with the latest version of our General Terms and Conditions of Sale and Delivery.



Sefar AG

Hinterbissastrasse 12

CH-9410 Heiden

Phone +41 71 898 57 00

Fax +41 71 898 57 21

printing@sefar.com

www.sefar.com