

Primed & Unprimed Finger-Joint Pine

THE ECONOMICAL CHOICE FOR PAINTED WOOD



Finger-Joint (FJ) Pine consists of small pieces of wood that are recycled and jointed together (repurposed) to create lengths for door casings in 7' or 17' lengths, as well as 16' for crowns, base and chair rails. The advantages to FJ Pine mouldings are the definition of detail, much sharper than MDF, the workability, nailing ease and personal preference for wood. FJ Pine can have some imperfections, grain variances for one, as all natural woods have. Close inspection prior to installation and painting is key. Primed FJ moulding is coated with a water-based gesso. Each piece of moulding is ready for paint once prepping is complete. Please note that 10% of trimbacks (length other than specified) are allowed.

section contents

Base / Base Shoe	138
Apron.....	175
Casing.....	125
Chair Rail.....	170
Cove	171
Crown.....	154
Door Header	125
Door Stop.....	137
Exterior Brick & Stucco Mould	177
Exterior Door Frames.....	180
Flat Astragal.....	171
Full Round	171
Hook & Cleat.....	176
Interior Door Jamb's	182
Nosing.....	176
Panel Mold	172
Panel Mold & Cap.....	173
Quarter Round	171
S4S.....	178
T-Astragal	171
Wainscot.....	179
Weatherstrip Kerfed Ext. Door Frames... ..	181
Window Stool.....	175



guide

SPECIES

Primed & Unprimed Finger-Joint Pine

INTERIOR/EXTERIOR

I/*E

DESIGN STYLES

TRADITIONAL | CONTEMPORARY | COLONIAL

JANKA
HARDNESS
(POUNDS-FORCE)

710

FINISHING

1

Priming and painting the moulding before it is installed is recommended. Ensure all areas that have filler are dry and sanded before applying any primer or paint.

3

Painting is recommended for moulding surfaces already coated with a primer. In most applications a semigloss coat for durability, washability, and appearance is recommended.

2

If you install the moulding and then finish it, protect the area around the moulding by masking it off with tape. Carefully remove the tape immediately after finishing to prevent its drying to the finish.

4

Please ensure that only higher quality paints with high solids content are used. Two finish coats are recommended for top quality durability and appearance. Water added to paint for dilution can and often causes excess moisture and adversely affects wood.



COMPARED TO SOLID WOOD, FJ MOULDINGS MAKE BETTER USE OF HARVESTED TREES, ARE MORE DIMENSIONALLY STABLE AND LESS LIKELY TO WARP, CUP, OR SPILT. FJ MOULDINGS ARE NOT SUITABLE FOR STAINING BUT GREAT FOR PAINTING.

CUT LIST


Determining How Much You Need

- 1 Measure the room at the height or length where each moulding goes to determine the number and the length of the pieces you'll need.
- 2 FJ primed or unprimed casing and stop is available in 7' on select profiles, 17' on all casing profiles and 16' or 17' on door stop. When figuring how much footage your project requires, for each type of moulding, base, casing, crown, etc., measure your walls or openings and add the footage. Then multiply the footage by 1.1. The result is the total footage needed plus 10% for waste.
- 3 When ordering casing for 6/8 doors: Jamb that are 80-5/8" BD use 7' casing on profiles 3" wide or smaller. Use 17' casing for profiles wider than 3" or for 8/0 doors. Jamb that are 81" BD use 7' casing on profiles 2-1/4" or smaller and 17' casing for profiles wider than 2-1/4" or for 8/0 doors.
- 4 Most door heads are cut from 7' legs (2- 3/0 heads on ONE or BOTH sides of door opening). Always cut the longest pieces first: door legs, window legs, long window heads and sills, and then door heads.
- 5 The most important tool when working with moulding is **patience**. Remember the old adage, measure twice and cut once. Never try to rush trim work.
- 6 Lengths ordered may not always be available. Always verify availability when ordering.

ALWAYS TEST TO MAKE SURE YOUR MEASURING TOOLS ARE ACCURATE. IF YOU ARE WORKING WITH A HELPER, TAKE A MEASUREMENT WITH ONE TOOL WHILE YOUR HELPER MEASURES WITH ANOTHER AND COMPARE YOUR RESULTS.

HELPFUL HINTS

- * Chair rails can be installed 32" to 36" from the floor.
- * Base, shoe, and quarter rounds should be the last mouldings to be installed.
- * Use any brand of spray furniture polish on saw blade as a lubricant for easier cutting.
- * Use Rosettes and Plinth blocks at the corners of windows and doors to eliminate the mitering process.
- * After installation is complete, caulk and/or putty all gaps and nail holes.
- * CHECK the moisture content of all wood moulding: for interior trim, the MC should be 8-10%; for exterior trim the MC should be 12-14%. For every 4% change in MC, wood moves 1%.



*EXTERIOR ITEMS CAN BE FOUND ON P.177, 180, 181



(items are approximate scale only)

1" to 1-5/8" Casing & Door Header

✦ Lengths available: 7' & 17' on profiles up to 2-1/4" wide only – 17' if profile is wider than 2-1/4"  Mitered pairs available in 7'




PR193FJ 11/16 x 1
Primed FJ Back Band **N**
[Lips 5/8" casing]



PR192FJ 1-1/8 x 1-1/4
Primed FJ Back Band **N**
[Lips 5/8" casing]



PRHC150FJ 1-5/16 x 2-1/4
Primed FJ Door Header Cap **N/S**



PR969FJ 7/16 x 1-1/4
Primed FJ
2 EE Door Header Fillet **N/S**



151FJ 9/16 x 1-1/2
Unprimed FJ Pre-fit Casing **S**



PR100FJ 9/16 x 1-5/8
Primed FJ 2 Round Edge Casing **N/S**




PR970FJ 11/16 x 1-1/4
Primed FJ
2 EE Door Header Fillet **N/S**




101FJ 1/2 x 1-5/8
Unprimed FJ
Streamline Casing **S**



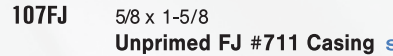
PR102FJ 5/8 x 1-5/8
Primed FJ Beveled/
Streamline Casing  **N/S**



PR107FJ 5/8 x 1-5/8
Primed FJ #711 Casing  **S**



102FJ 5/8 x 1-5/8
Unprimed FJ Beveled/
Streamline Casing  **N/S**



107FJ 5/8 x 1-5/8
Unprimed FJ #711 Casing **S**



PR130FJ 5/8 x 1-5/8
Primed FJ Moulded Casing **N**



PR142FJ 9/16 x 1-5/8
Primed FJ Oval Casing **N**



PR152FJ-1 5/8 x 1-5/8
Primed FJ Colonial 356 Casing **N**

2 to 2-1/4" Casing

(items are approximate scale only)

✦ Lengths available: 7' & 17' on profiles up to 2-1/4" wide only – 17' if profile is wider than 2-1/4" **M** Mitered pairs available in 7'



121FJ 11/16 x 2
Unprimed FJ Clamshell Casing **S**



153FJ 9/16 x 2
Unprimed FJ #356 Casing **S**



PR103BFJ 5/8 x 2-1/4
Primed FJ Beveled/Streamline Casing **M** **N/S**


103BFJ 5/8 x 2-1/4
Unprimed FJ Beveled Casing **M** **N**

103FJ 11/16 x 2-1/2
Unprimed FJ Streamline Casing **M** **S**



PR110BFJ-2 5/8 x 2-1/4 Primed FJ 3-Step Casing **N/S**

110FJ 5/8 x 2-1/2 Unprimed FJ 3-Step Casing **S**



PR120FJ 9/16 x 2-1/4 Primed FJ 2 Round Edge Casing **N/S**

120FJ 9/16 x 2-1/4 Unprimed FJ 2 Round Edge Casing **N**



PR141FJ 5/8 x 2-1/4 Primed FJ Moulded Casing **N**



PR143FJ 9/16 x 2-1/4 Primed FJ Oval Casing **N**





PR149FJ-2 5/8 x 2-1/4 Primed FJ Meridian Casing **N/S**


(items are approximate scale only)

2-1/4" to 2-1/2" Casing

Lengths available: 7' & 17' on profiles up to 2-1/4" wide only – 17' if profile is wider than 2-1/4"  Mitered pairs available in 7'



PR152FJ 11/16 x 2-1/4 **Primed FJ Colonial/#356 Casing**  **N/S**
152FJ 11/16 x 2-1/4 **Unprimed FJ Colonial/#356 Casing**  **N/S**



PR158FJ-2 11/16 x 2-1/4
Primed FJ Reversible 4-Flute & Reed Casing **N**



PR162FJ 5/8 x 2-1/4 **Primed FJ Anderson Casing** **N**
162FJ 5/8 x 2-1/4 **Unprimed FJ #366 Casing** **S**
162BFJ 11/16 x 2-1/2 **Unprimed FJ #366 Casing** **S**



PR128FJ 5/8 x 2-7/16 **Primed FJ Mission/Bel-Air Casing** **N/S**
128FJ 5/8 x 2-7/16 **Unprimed FJ Bel-Air Casing** **S**



PR132FJ 11/16 x 2-7/16 **Primed FJ Carolina/Palisade Casing** **N/S**



PR137FJ 11/16 x 2-7/16 **Primed FJ Carmel Casing** **N/S**



PR167FJ 11/16 x 2-7/16 **Primed FJ Santa Fe/#275 Casing** **N/S**
167FJ 11/16 x 2-7/16 **Unprimed FJ #275 Casing** **S**



PR108FJ 5/8 x 2-1/2 **Primed FJ #711 Casing** **S**
108FJ 5/8 x 2-1/2 **Unprimed FJ #711 Casing** **S**



2-1/2" Casing

(items are approximate scale only)

✦ Lengths available: 7' & 17' on profiles up to 2-1/4" wide only – 17' if profile is wider than 2-1/4" **M** Mitered pairs available in 7'



115FJ 5/8 x 2-1/2 **Unprimed FJ Universal Casing** **S**



PR120BFJ 11/16 x 2-1/2 **Primed FJ 2RE Casing** **N/S**



PR131FJ 11/16 x 2-1/2 **Primed FJ Riviera Casing** **M N/S**



PR150FJ 5/8 x 2-1/2 **Primed FJ Cape Cod Casing** **N/S**
150FJ 5/8 x 2-1/2 **Unprimed FJ Cape Cod Casing** **S**



PR157FJ 1-1/4 x 2-1/2 **Primed FJ Coronado Casing** **S**
157FJ 1-1/4 x 2-1/2 **Unprimed FJ Coronado Casing** **S**



PR159FJ 1 x 2-1/2 **Primed FJ Hermosa Casing** **S**
159FJ 1 x 2-1/2 **Unprimed FJ Hermosa Casing** **S**



PR163FJ 5/8 x 2-1/2 **Primed FJ Monterey Casing** **S**
163FJ 5/8 x 2-1/2 **Unprimed FJ Monterey Casing** **S**



164FJ 1-1/4 x 2-1/2 **Unprimed FJ Bell Court Casing** **S**


(items are approximate scale only)

2-1/2" to 3" Casing

✂ Lengths available: 7' & 17' on profiles up to 2-1/4" wide only – 17' if profile is wider than 2-1/4"  Mitered pairs available in 7'



PR169FJ 1 1/16 x 2-1/2 **Primed FJ Victorian/Tudor Casing** N/S
169FJ 1 1/16 x 2-1/2 **Unprimed FJ Tudor Casing** S



PR175FJ-2 5/8 x 2-1/2 **Primed FJ Sierra Casing** N/S




PR123FJ 5/8 x 2-9/16 **Primed FJ Montecito Casing** S



PR172FJ-2 1 1/16 x 2-1/2 **Primed FJ Contemporary Casing** N/S



PR119FJ 1 1/16 x 2-7/8 **Primed FJ Solano/Colonial Casing** N/S
119FJ 1 1/16 x 2-7/8 **Unprimed FJ Colonial Casing** S



PR146FJ-2 1 1/16 x 2-1/4 **Primed FJ Classic Beaded Casing** N/S



147FJ 1-3/16 x 2-7/8 **Unprimed FJ Palos Verdes Casing** S




PR165FJ 5/8 x 3 **Primed FJ #275 Casing** S
165FJ 5/8 x 3 **Unprimed FJ #275 Casing** S




3-3/16" to 3-1/4" Casing

(items are approximate scale only)

✦ Lengths available: 7' & 17' on profiles up to 2-1/4" wide only –
 17' if profile is wider than 2-1/4"  Mitered pairs available in 7'



PR148FJ 13/16 x 3-3/16 **Primed FJ Piedmont Casing** **N**



PR110FJ-3 5/8 x 3-1/4 **Primed FJ 3-Step Casing** **N/S**



126FJ 11/16 x 3-1/4 **Unprimed FJ Crescent Casing** **S**



PR129FJ 5/8 x 3-1/4 **Primed FJ Mission/Bel-Air Casing** **N/S**



PR133FJ 11/16 x 3-1/4 **Primed FJ Carolina Casing** **N**

PR133BFJ 11/16 x 3-9/16 **Primed FJ Palisade Casing** **S**

(items are approximate scale only)

3-1/4" Casing

✂ Lengths available: 7' & 17' on profiles up to 2-1/4" wide only – 17' if profile is wider than 2-1/4"  Mitered pairs available in 7'



PR135FJ 11/16 x 3-1/4 **Primed FJ Monterey/Colorado Casing** N/S



PR139FJ 9/16 x 3-1/4 **Primed FJ 2 Round Edge Casing** N/S



154FJ-3 1/2 x 3-1/4 **Unprimed FJ 3-Flute Casing (Not Reversible)** S

✂ lengths available: 14' & 16' + Trimbacks



PR158FJ-3 11/16 x 3-1/4 **Primed FJ Reversible 5-Flute & Reed Casing** N




160FJ 1-1/4 x 3-1/4 **Unprimed FJ Hermosa Casing** S



3-1/4" Casing

(items are approximate scale only)

✂ Lengths available: 7' & 17' on profiles up to 2-1/4" wide only –
 17' if profile is wider than 2-1/4"  Mitered pairs available in 7'



161FJ 5/8 x 3-1/4 **Unprimed FJ Cambridge Casing** s
 ✂ lengths available: 17' + Trimbacks



162FJ-3 11/16 x 3-1/4 **Unprimed FJ #366 Casing** s



PR170FJ 1 x 3-1/4 **Primed FJ Tudor Casing** s

170FJ 1 x 3-1/4 **Unprimed FJ Tudor Casing** s

✂ lengths available: 17' + Trimbacks



PR176FJ 5/8 x 3-1/4 **Primed FJ Moulded Casing** N/S

176FJ 5/8 x 3-1/4 **Unprimed FJ Moulded Casing** N



PR177FJ 1-1/16 x 3-1/4 **Primed FJ Howe Casing** N

PR177BFJ 11/16 x 3 **Primed FJ Howe Casing** s


(items are approximate scale only)

3-1/4" to 3-7/16" Casing

✂ Lengths available: 7' & 17' on profiles up to 2-1/4" wide only – 17' if profile is wider than 2-1/4" **M** Mitered pairs available in 7'



PR186FJ 1 x 3-1/4 **Primed FJ 49er Casing** **N**




PR166FJ 1-1/16 x 3-3/8 **Primed FJ Santa Fe/#275 Casing** **N/S**



PR146FJ-3 7/8 x 3-7/16 **Primed FJ Classic Beaded Casing** **N/S**




PR149FJ-3 7/8 x 3-7/16 **Primed FJ Meridian Casing** **N/S**



PR156FJ 5/8 x 3-7/16 **Primed FJ Shasta Casing** **N**

3-7/16" to 3-1/2" Casing

(items are approximate scale only)

✦ Lengths available: 7' & 17' on profiles up to 2-1/4" wide only –
 17' if profile is wider than 2-1/4"  Mitered pairs available in 7'



PR175FJ-3 11/16 x 3-7/16 **Primed FJ Sierra Casing** *N/S*



117FJ 9/16 x 3-1/2 **Unprimed FJ Colonial Base/Casing** *S*



138FJ 1 x 3-1/2 **Unprimed FJ Crescent Casing** *S*
 [FORMERLY 166A]



PR139BFJ 13/16 x 3-1/2 **Primed FJ 2 Round Edge Casing** *N/S*



155FJ 11/16 x 3-1/2 **Unprimed FJ Cape Cod Casing** *S*

(items are approximate scale only)

3-1/2" to 4" Casing

✂ Lengths available: 7' & 17' on profiles up to 2-1/4" wide only – 17' if profile is wider than 2-1/4"  Mitered pairs available in 7'



156FJ 11/16 x 3-1/2 **Unprimed FJ Chesapeake Casing** **S**



158FJ-3 1/2 x 3-1/2 **Unprimed FJ 5-Flute Casing (Not Reversible)** **S**

✂ lengths available: 16' + Trimbacks



PR172FJ-3 11/16 x 3-1/2 **Primed FJ Contemporary Casing** **N/S**



PR198FJ 11/16 x 3-1/2 **Primed FJ Valley Casing** **N**



PR199FJ 11/16 x 4 **Primed FJ 2 Eased Edge Craftsman Casing** **N/S**

[FORMERLY PR186A]


4-1/4" to 5-1/2" Casing

(items are approximate scale only)

✦ Lengths available: 7' & 17' on profiles up to 2-1/4" wide only –
 17' if profile is wider than 2-1/4" **M** Mitered pairs available in 7'




- PR118FJ-4** 9/16 x 4-1/4 **Primed FJ Colonial Base/Casing** **S**
- PR362FJ-4** 9/16 x 4-1/4 **Primed FJ Solano Base/Casing** **N**
- 118FJ-4** 9/16 x 4-1/4 **Unprimed FJ Colonial Base/Casing** **S**



- PR146FJ-4** 7/8 x 4-1/4 **Primed FJ Classic Beaded Casing** **N/S**



- PR136FJ** 13/16 x 4-1/4 **Primed FJ Monterey/Colorado Casing** **N/S**



- PR158FJ-4** 11/16 x 4-1/4 **Primed FJ Reversible 6-Flute & Reed Casing** **N**



- 173FJ** 1/2 x 5-1/2 **Unprimed FJ 4-Flute Casing** **S**

✦ lengths available: 16' + Trimbacks

Door Stop

lengths available: 7' & 17'


(items are approximate scale only)



PR201FJ 7/16 x 1-1/4
Primed FJ
1 Round Edge Stop N/S

201FJ 7/16 x 1-1/4
Unprimed FJ
1 Round Edge Stop N/S

202BFJ 3/8 x 1-1/4
Unprimed FJ
1 Round Edge Stop N



PR202FJ 3/8 x 1-1/4
Primed FJ 2RE Stop S

202FJ 3/8 x 1-1/4
Unprimed FJ 2RE Stop S



206FJ 1/2 x 1-1/4
Unprimed FJ 1RE Stop S



PR208FJ 7/16 x 1-1/4
Primed FJ Ogee Stop N



PR210FJ 1/2 x 1-3/4
Primed FJ
Ogee Stop S

210FJ 1/2 x 1-3/4
Unprimed FJ
Ogee Stop S



PR210BFJ 7/16 x 1-3/8
Primed FJ
Colonial Stop N

210BFJ 7/16 x 1-3/8
Unprimed FJ
Colonial Stop N



PR216FJ 7/16 x 1-3/8
Primed FJ 1RE Stop N

216FJ 7/16 x 1-3/8
Unprimed FJ 1RE Stop N



PR219FJ 7/16 x 1-3/8
Primed FJ Ogee Stop N



PR209FJ 1/2 x 1-1/2
Primed FJ 1RE Stop N/S

209FJ 1/2 x 1-1/2
Unprimed FJ 1RE Stop S



211FJ 1/2 x 1-1/2
Unprimed FJ Kerfed 1
Round Edge Stop w/Vinyl S

lengths available: 7'



9023 7/16 x 1-3/8
Gray 3-Finger Vinyl
for Kerfed Stop S




PR213FJ 11/16 x 1-11/16
Primed FJ Howe Stop N

lengths available: 7' & 17' only



212KFJ 1/2 x 2
Unprimed FJ Stop w/Kerf S

209KFJ 1/2 x 1-1/2
Unprimed FJ Stop w/Kerf S



220FJ 9/16 x 2-1/4
Unprimed FJ Garage Door Stop N


lengths available: 16' only

3/4" to 2-1/4" Base & Base Shoe

lengths available: 16' + trimbacks – Flexible moulding available for all profiles




PR300AFJ 3/8 x 3/4
Primed FJ Base Shoe N/S
PR300ALVL **Primed FJ LVL Base Shoe** N/S
300AFJ 3/8 x 3/4 **Unprimed FJ Base Shoe** S



PR300BFJ 1/2 x 3/4
Primed FJ Base Shoe N/S
PR300BLVL **Primed LVL Base Shoe** N/S



301FJ 7/16 x 1-1/2
Unprimed FJ Flat Base/Apron N/S



PR304FJ 3/8 x 2-1/4
Primed FJ Streamline Base S
304FJ 3/8 x 2-1/4
Unprimed FJ Streamline Base S




PRR304FJ-2 3/8 x 2-1/4
Primed FJ Reversible Base N
PRR305FJ-2 1/2 x 2-1/4
Primed FJ Reversible Base N



PR306FJ 1/2 x 2-1/4
Primed FJ Streamline Base N



PR314FJ-2 7/16 x 2-1/4
Primed FJ Coronado Base N



PR305FJ 7/16 x 2-1/2
Primed FJ Streamline Base S
305FJ 7/16 x 2-1/2
Unprimed FJ Streamline Base S



PR310FJ 7/16 x 2-1/2
Primed FJ #711 Base S
310FJ 7/16 x 2-1/2
Unprimed FJ #711 Base S
310BFJ 5/8 x 2-1/2
Unprimed FJ #711 Base S



(items are approximate scale only)

2-1/2" to 3-1/4" Base

✦ lengths available: 16' + trimbacks – Flexible moulding available for all profiles



321FJ-2 7/16 x 2-1/2
Unprimed FJ 3-Step Base S
[FORMERLY 312A]



319FJ 1/2 x 2-1/2
Unprimed FJ #356 Base S




PRR304FJ-3 3/8 x 3-1/4
Primed FJ Reversible Base N

PRR305FJ-3 1/2 x 3-1/4
Primed FJ Reversible Base N



PR320FJ 7/16 x 3-1/4
Primed FJ Colonial 356 Base N/S

320FJ 7/16 x 3-1/4
Unprimed FJ #356 Base S



PR314FJ-3 9/16 x 3-1/4
Primed FJ Coronado/#623 Base N/S

314FJ-3 9/16 x 3-1/4
Unprimed FJ Coronado/#623 Base N/S

314FJ-3SC 1/2 x 3-3/16
Unprimed FJ Scant #623 Base S

3-1/4" to 3-7/16" Base

(items are approximate scale only)


✂ lengths available: 16" + trimbacks – Flexible moulding available for all profiles



PR344FJ-3 9/16 x 3-1/4
Primed FJ Peninsula Base N



PR347FJ-3 9/16 x 3-1/4
Primed FJ Edgewood Base N



PR356FJ-3 9/16 x 3-1/4
Primed FJ Riviera Base N



PR371FJ-3 9/16 x 3-1/4
Primed FJ Montecito Base N



PR338FJ-3 9/16 x 3-7/16
Primed FJ Santa Fe/#175 Base N/S



339FJ 9/16 x 3-7/16
Unprimed FJ Crescent Base S

(items are approximate scale only)

3-7/16" to 3-1/2" Base

lengths available: 16" + trimbacks – Flexible moulding available for all profiles



PR358FJ 9/16 x 3-7/16
Primed FJ Classic Beaded Base **N/S**




PR365FJ-3 9/16 x 3-7/16
Primed FJ Crescent/Lancaster Base **N/S**



117FJ 9/16 x 3-1/2
Unprimed FJ Colonial Base/Casing **S**



PR118FJ-3 9/16 x 3-1/2
Primed FJ Colonial Base **S**



PR307FJ 7/16 x 3-1/2
Primed FJ Streamline Base **S**

307FJ 7/16 x 3-1/2
Unprimed FJ Streamline Base **S**



PR311FJ 7/16 x 3-1/2
Primed FJ #711 Base **S**

311FJ 7/16 x 3-1/2
Unprimed FJ #711 Base **S**



3-1/2" to 3-3/4" Base

(items are approximate scale only)

✂ lengths available: 16' + trimbacks – Flexible moulding available for all profiles



321FJ-3 1/2 x 3-1/2
Unprimed FJ
3 Step Base **S**



367FJ 1 x 3-1/2
Unprimed FJ
Palos Verdes Base **S**
 [FORMERLY 327FJ]



PR387FJ-3 7/16 x 3-1/2
Primed FJ 1 Eased
Edge Craftsman Base **N/S**




324FJ 9/16 x 3-3/4
Unprimed FJ
Hermosa Base **S**

(items are approximate scale only)

4-1/4" Base


lengths available: 16' + trimbacks – Flexible moulding available for all profiles



PR362FJ-4 9/16 x 4-1/4
Primed FJ
Solano Base **N**



PR314FJ-4 9/16 x 4-1/4
Primed FJ
Coronado/#620 Base **N/S**



PR316FJ 7/16 x 4-1/4
Primed FJ
Monterey Base **S**



PR318BFJ-4 9/16 x 4-1/4
Primed FJ
Cape Cod Base **N/S**

PR118FJ-4 9/16 x 4-1/4
Primed FJ
Colonial Base **S**

316FJ 7/16 x 4-1/4
Unprimed FJ
Monterey Base **S**


318FJ-4 9/16 x 4
Unprimed FJ
Cape Cod Base **S**

118FJ-4 9/16 x 4-1/4
Unprimed FJ
Colonial Base **S**

4-1/4" Base


✂ lengths available: 16' + trimbacks – Flexible moulding available for all profiles

(items are approximate scale only)



PR325FJ 9/16 x 4-1/4
Primed FJ
Imperial/#175 Base N/S


325FJ 9/16 x 4-1/4
Unprimed FJ
#175 Base S



326FJ 11/16 x 4-1/4
Unprimed FJ
Crescent Base S



PR371FJ-4 9/16 x 4-1/4
Primed FJ
Montecito Base N




PR349FJ-4 9/16 x 4-1/4
Primed FJ
Meridian Base N/S

(items are approximate scale only)

4-1/2" Base


✦ lengths available: 16' + trimbacks – Flexible moulding available for all profiles



321FJ-4 1/2 x 4-1/2
Unprimed FJ
3-Step Base **S**



PR338FJ-4 9/16 x 4-1/2
Primed FJ
Santa Fe/#175 Base **N/S**



PR380FJ 9/16 x 4-1/2
Primed FJ Carolina/
Palisade Base **N/S**



PR372FJ-4 9/16 x 4-1/4
Primed FJ
Contemporary Base **N/S**

5" to 5-1/4" Base


✂ lengths available: 16' + trimbacks – Flexible moulding available for all profiles

(items are approximate scale only)




PR323FJ 9/16 x 5
Primed FJ Mission/Hermosa Base N/S


323FJ 9/16 x 5
Unprimed FJ Hermosa Base S



PR336FJ 9/16 x 5
Primed FJ Sierra/Montecito Base N/S



PR347FJ-5 9/16 x 5-3/16
Primed FJ Edgewood Base N




PR313FJ 11/16 x 5-1/4
Primed FJ Classic Base N

(items are approximate scale only)

5-1/4" Base

✦ lengths available: 16' + trimbacks – Flexible moulding available for all profiles



PR314FJ-5 9/16 x 5-1/4
Primed FJ
Coronado/#618 Base N/S

314FJ-5 9/16 x 5-1/4
Unprimed FJ #618 Base S



317FJ 9/16 x 5-1/4
Unprimed FJ
Crescent Base S



PR318FJ-5 9/16 x 5-1/4
Primed FJ
Cape Cod Base N/S


5-1/4" Base

(items are approximate scale only)

✂ lengths available: 16' + trimbacks – Flexible moulding available for all profiles




318BFJ 9/16 x 5-1/4
Unprimed FJ
"B" Cape Cod Base **S**



PR321FJ-5 1/2 x 5-1/4
Primed FJ
3-Step Base **N/S**



PR328FJ-5 9/16 x 5-1/4
Primed FJ
Vintage/Colonial
Base **N/S**



PR349FJ-5 9/16 x 5-1/4
Primed FJ
Meridian Base **N/S**

328FJ-5 9/16 x 5-1/4
Unprimed FJ
Colonial Base **S**

(items are approximate scale only)

5-1/4" Base

✦ lengths available: 16' + trimbacks – Flexible moulding available for all profiles



PR344FJ-5 9/16 x 5-1/4
Primed FJ
Peninsula Base **N**

PR352FJ 9/16 x 5-1/4
Primed FJ
Sierra Base **N**


PR356FJ-5 9/16 x 5-1/4
Primed FJ
Riviera Base **N**

PR361FJ-5 11/16 x 5-1/4
Primed FJ
Monterey/Sonoma Base **N/S**

5-1/4" Base

✂ lengths available: 16' + trimbacks – Flexible moulding available for all profiles

(items are approximate scale only)



PR365FJ-5 5/8 x 5-1/4
Primed FJ
Crescent/Lancaster Base N/S

365FJ 5/8 x 5-1/4
Unprimed FJ Lancaster Base S




PR371FJ-5 9/16 x 5-1/4
Primed FJ
Montecito Base N



PR372FJ-5 9/16 x 5-1/4
Primed FJ
Contemporary Base N/S

(items are approximate scale only)

5-7/16" Base



PR384FJ 9/16 x 5-1/4
Primed FJ Howe Base S



PR338FJ-5 9/16 x 5-7/16
Primed FJ Santa Fe/#175 Base N/S

338FJ-5 9/16 x 5-7/16
Unprimed FJ #175 Base S



PR359FJ 9/16 x 5-7/16
Primed FJ Classic Beaded Base N/S

5-1/2" to 6" Base

(items are approximate scale only)


✦ lengths available: 16' + trimbacks – Flexible moulding available for all profiles



PR387FJ-5 1/2 x 5-1/2
**Primed FJ 1 Eased Edge
Craftsman Base** N/S



PR387FJ-6 5/8 x 6
**Primed FJ 1 Eased Edge
Craftsman Base** N/S
[FORMERLY PR383A]




PR385FJ 1/2 x 6
**Primed FJ
Carolina/Palisade Base** N/S

(items are approximate scale only)

7-1/4" Base

✦ lengths available: 16' + trimbacks – Flexible moulding available for all profiles



PR349FJ-7 5/8 x 7-1/4
Primed FJ
Meridian Base N/S



PR361FJ-7 11/16 x 7-1/4
Primed FJ
Monterey/Sonoma Base N/S



PR372FJ-7 9/16 x 7-1/4
Primed FJ
Contemporary Base N/S

1-5/8" to 2-3/4" Crown

(items are approximate scale only)


✦ lengths available: 16' + trimbacks – Flexible moulding available for all profiles



PR400FJ 9/16 x 1-5/8
Primed FJ Colonial Crown N/S




PR452FJ 1-7/16 x 1-3/4
Primed FJ Bed/Cabinet Crown N/S



PR404FJ 9/16 x 2-1/4
Primed FJ Colonial Crown N/S

404FJ 9/16 x 2-1/4
Unprimed FJ Colonial Crown S



402FJ 11/16 x 2-1/2
Unprimed FJ Cornice S



PR436FJ 9/16 x 2-3/4
Primed FJ Colonial Crown N

(items are approximate scale only)

3-1/8" to 3-3/8" Crown

✂ lengths available: 16' + trimbacks – Flexible moulding available for all profiles




PR453FJ 9/16 x 3-1/8
Primed FJ Edge Bead Crown N



413FJ 11/16 x 3-1/4
Unprimed FJ Cornice S



PR441FJ 11/16 x 3-1/4
Primed FJ Single Beaded Crown N



PR405FJ 9/16 x 3-3/8
Primed FJ Colonial Crown N/S

405FJ 9/16 x 3-3/8
Unprimed FJ Colonial Crown S


3-7/16" to 4-1/8" Crown

(items are approximate scale only)

✦ lengths available: 16' + trimbacks – Flexible moulding available for all profiles



PR421FJ 11/16 x 3-7/16
Primed FJ Double Bead Carolina Crown N/S



451FJ 1-1/4 x 3-9/16
Unprimed FJ Cornice S




PR448FJ-4 9/16 x 4-1/8
Primed FJ Cape Cod Crown N


(items are approximate scale only)

4-3/8" Crown


✦ lengths available: 16' + trimbacks – Flexible moulding available for all profiles



PR434FJ 5/8 x 4-3/8 **Primed FJ Coronado Crown** N
412FJ 11/16 x 4-1/4 **Unprimed FJ Georgian Crown** S



PR406FJ 9/16 x 4-3/8 **Primed FJ Colonial Crown** N/S
406FJ 9/16 x 4-3/8 **Unprimed FJ Colonial Crown** S



PR410FJ-4 5/8 x 4-3/8 **Primed FJ Small Charleston Crown** N/S


4-1/2" Crown

(items are approximate scale only)

✦ lengths available: 16' + trimbacks – Flexible moulding available for all profiles



PR416FJ 11/16 x 4-1/2
Primed FJ Colonial Crown N




PR430FJ-4 11/16 x 4-1/2
Primed FJ Monterey Crown N/S

(items are approximate scale only)


4-1/2" to 4-5/8" Crown

✂ lengths available: 16' + trimbacks – Flexible moulding available for all profiles



PR407FJ 1-1/8 x 4-1/2
Primed FJ Cornice **N**

409FJ 11/16 x 4-5/8
Unprimed FJ Rancho Crown **S**



PR411FJ-4 11/16 x 4-5/8
Primed FJ Rafael Crown **N/S**

PR442FJ 11/16 x 4-5/8
Primed FJ Single Beaded Crown **N**

4-15/16" to 5" Crown

(items are approximate scale only)

✦ lengths available: 16' + trimbacks – Flexible moulding available for all profiles



PR423FJ 7/8 x 4-15/16
Primed FJ Double Bead Carolina Crown N/S




PR418FJ 5/8 x 5
Primed FJ Montecito Crown N/S

(items are approximate scale only)

5-1/4" Crown

✦ lengths available: 16' + trimbacks – Flexible moulding available for all profiles



PR414FJ	9/16 x 5-1/4	Primed FJ Colonial Crown	N/S
PR415FJ	11/16 x 5-1/4	Primed FJ Colonial Crown	N
414FJ	9/16 x 5-1/4	Unprimed FJ Colonial Crown	S




PR448FJ-5 9/16 x 5-1/4 **Primed FJ Cape Cod Crown** **N**

5-1/4" Crown

(items are approximate scale only)

✦ lengths available: 16' + trimbacks – Flexible moulding available for all profiles



PR410FJ-5 11/16 x 5-1/4
Primed FJ Charleston Crown N/S




PR411FJ-5 11/16 x 5-1/4
Primed FJ Rafael Crown N/S

(items are approximate scale only)

5-1/4" Crown

✂ lengths available: 16' + trimbacks – Flexible moulding available for all profiles



PR419FJ 11/16 x 5-1/4
Primed FJ Georgian Crown N/S




PR430FJ-5 11/16 x 5-1/4
Primed FJ Monterey Crown N/S

6" Crown

✦ lengths available: 16' + trimbacks – Flexible moulding available for all profiles

(items are approximate scale only)



- PR408FJ** 1-1/4 x 6
Primed FJ Cornice N

- 408FJ** 1-1/4 x 5-3/4
Unprimed FJ Cornice S




- PR410FJ-6** 11/16 x 6
Primed FJ Charleston Crown N/S

- 410FJ-6** 5/8 x 6
Unprimed FJ Charleston Crown S

(items are approximate scale only)

6-5/16" to 6-3/8" Crown

✦ lengths available: 16' + trimbacks – Flexible moulding available for all profiles



PR411FJ-6 1-1/16 x 6-5/16
Primed FJ Rafael Crown N/S

PR448FJ-6 11/16 x 6-3/8
Primed FJ Cape Cod Crown N

6-1/2" Crown

(items are approximate scale only)

✦ lengths available: 16' + trimbacks – Flexible moulding available for all profiles




PR430FJ-6 7/8 x 6-1/2
Primed FJ Monterey Crown N/S

(items are approximate scale only)

6-9/16" Crown

✦ lengths available: 16' + trimbacks – Flexible moulding available for all profiles



PR443FJ 7/8 x 6-9/16
Primed FJ Single Beaded Crown N

7-3/16" Crown

(items are approximate scale only)

✦ lengths available: 16' + trimbacks – Flexible moulding available for all profiles




PR424FJ-7 1-1/8 x 7-3/16
Primed FJ Double Bead Carolina Crown N/S

(items are approximate scale only)

7-1/4" Crown

✦ lengths available: 16' + trimbacks – Flexible moulding available for all profiles



PR417FJ 7/8 x 7-1/4
Primed FJ Colonial Crown N/S

Chair Rail

✦ lengths available: 16' + trimbacks

(items are approximate scale only)



PR657FJ 11/16 x 2-1/8
**Primed FJ
 Chair Rail** **N**




PR651FJ 9/16 x 2-1/2
**Primed FJ
 Chair Rail** **N/S**



PR655FJ 5/8 x 2-5/8
**Primed FJ
 Coronado Chair Rail** **N**

651FJ 9/16 x 2-1/2
**Unprimed FJ
 Chair Rail** **S**



PR671FJ 9/16 x 4-3/8
**Primed FJ
 Chair Rail Backer** **S**
 (with 3-1/4" Face)




649FJ 11/16 x 3
**Unprimed FJ
 Bead & Barrel
 Chair Rail** **S**



PR653FJ 11/16 x 3
**Primed FJ
 Chair Rail** **N/S**

653FJ 11/16 x 3
**Unprimed FJ
 Chair Rail** **S**




PR670FJ 9/16 x 3-1/2
**Primed FJ
 Chair Rail Backer** **S**
 (with 2-9/16" Face)



Cove / Quarter Round

✦ lengths available: 16'+ trimbacks



PR523FJ 11/16 x 11/16
Primed FJ Cove N/S

523FJ 11/16 x 11/16
Unprimed FJ Cove S



PR504FJ 11/16 x 11/16
Primed FJ Quarter Round N/S

504FJ 11/16 x 11/16
Unprimed FJ Quarter Round S

Full Round

✦ lengths available: 16'+ trimbacks



802FJ 1-1/4
Unprimed FJ Full Round N/S

Flat Astragal

✦ lengths available: 7', 8' & 16'



PR646FJ 11/16 x 1-5/8 **Primed FJ Flat Astragal/Panel Mold** N

PR660FJ 11/16 x 1-5/8 **Primed FJ Flat Astragal/Panel Mold** S

660FJ 11/16 x 1-5/8 **Unprimed FJ Flat Astragal/Panel Mold** S

T-Astragal

✦ lengths available: 7' and 8'



662FJ 1-1/4 x 2
Unprimed FJ T-Astragal N/S
[for 1-3/8" Door]



661FJ 1-1/4 x 2-1/4
Unprimed FJ T-Astragal S
✦ lengths available: 7' & 8'
[for 1-3/4" Door]



(LEFT SIDE VIEW
665FJ-LH SHOWN)



(RIGHT SIDE VIEW
665FJ-RH SHOWN)

665FJ-LH 1-1/2 x 2 (indicate LH) FACES ACTIVE DOOR
665FJ-RH 1-1/2 x 2 (indicate RH) FACES ACTIVE DOOR
Unprimed FJ T-Astragal S
✦ lengths available: 8' only
[for 1-3/8" Door]




Panel Mold

✦ lengths available: 16' + trimbacks

(items are approximate scale only)




PR600FJ 9/16 x 3/4
Primed FJ Panel Mold N/S




PR602FJ 3/4 x 1
Primed FJ Panel Mold N/S



PR609FJ 7/16 x 1-1/8
Primed FJ Panel Mold N/S



PR603FJ 11/16 x 1-3/8
Primed FJ Panel Mold N/S



PR601FJ 9/16 x 1-1/2
Primed FJ Panel Mold N



PR604FJ 11/16 x 1-3/4
Primed FJ Panel Mold N/S



PR605FJ 11/16 x 1-5/8
Primed FJ Panel Mold S

605FJ 11/16 x 1-5/8
Unprimed FJ Panel Mold S

(items are approximate scale only)

Panel Mold & Cap


lengths available: 16' + trimbacks




PR614FJ 11/16 x 1-3/8
Primed FJ Coronado Base/Panel Cap N/S




620FJ 3/4 x 1-1/2
Unprimed FJ Panel Cap S
[with 3/8" Rab't]




PR626FJ 1-3/16 x 1-3/8
Primed FJ Panel Cap N/S
[with 1/4 x 3/4 Rabbet]



PR625FJ 11/16 x 2
Primed FJ Large Cap N
[with 3/16 x 1-3/8 Rabbet]



PR621FJ 3/4 x 2
Primed FJ T&G Wainscot Cap S
[with 3/4" Rab't]




PR620BFJ 11/16 x 2-1/8
Primed FJ Coronado Wainscot Cap N/S
[with 3/8 x 5/8 Rab't]

Panel Mold

✦ lengths available: 16' + trimbacks

(items are approximate scale only)



PR613FJ 1-3/16 x 2-3/16
Primed FJ Raised Panel Cap N/S
 [with 5/16 x 11/16 Rab't]



PR627FJ 11/16 x 2-3/8
Primed FJ Colonial Cap N/S




PR628FJ 11/16 x 2-7/16
Primed FJ Victorian Cap N/S



PR740FJ 1 x 2-1/2
Primed FJ Contemporary Panel Cap N/S
 [with 5/8" Rab't]



PR623FJ 1-9/16 x 2-5/8
Primed FJ Craftsman Cap N/S
 [with 3/4" Rab't]



PR916FJ 11/16 x 1-3/4
Primed FJ Picture Mold N/S

(items are approximate scale only)

Apron


lengths available: 16' + trimbacks



301FJ 7/16 x 1-1/2
Unprimed FJ Flat Base/Apron N/S



902FJ 3/8 x 1-1/2
Unprimed FJ Apron S
 Other options for apron are casing or base underneath a window stool.



PR904FJ 5/8 x 2-1/4
Primed FJ Apron N/S




PR996FJ 1-1/16 x 2 **Primed FJ Window Stool** N

Window Stool



980FJ 11/16 x 4-3/4 **Unprimed FJ Flat Stool** S
979FJ 11/16 x 5-1/2 **Unprimed FJ Flat Stool** S
985FJ 11/16 x 7-1/4 **Unprimed FJ Flat Stool** S



PR990FJ 11/16 x 4-1/2 **Primed FJ Ogee Window Stool** N
990FJ 11/16 x 4-1/2 **Unprimed FJ Ogee Window Stool** N
PR992FJ 11/16 x 5-1/4 **Primed FJ Ogee Window Stool** N
992FJ 11/16 x 5-1/4 **Unprimed FJ Ogee Window Stool** N
993FJ 11/16 x 6-1/2 **Unprimed FJ Ogee Window Stool** N
PR994FJ 11/16 x 7-1/4 **Primed FJ Ogee Window Stool** N
994FJ 11/16 x 7-1/4 **Unprimed FJ Ogee Window Stool** N

Hook & Cleat

(items are approximate scale only)



10FJ 9/16 x 1-1/2
Unprimed FJ
1 Eased Edge Cleat N/S



15FJ 9/16 x 3-1/4 **Unprimed FJ 1 Eased Edge Hookstrip** N/S




16FJ 11/16 x 4-1/2
Unprimed FJ Hookstrip N
[with 5/16 x 3/4" Rab't]

Nosing


lengths available: 16' + trimbacks



PR913FJ 1-1/8 x 1-7/16 **Primed FJ Nosing** N



PR909FJ 1-1/4 x 1-3/4 **Primed FJ Nose & Cove** N



PR910FJ 1-3/4 x 1-3/4 **Primed FJ Nose & Cove** N
[with 11/16" x 11/16" Rab't]

PR910BFJ 1-3/4 x 1-3/4 **Primed FJ Nose & Cove** N
[with 11/16" x 7/8" Rab't]

(items are approximate scale only)

Exterior Brick & Stucco Mold

✦ lengths available: 7', 17'+ trimbacks




PR953FJ 3/4 x 1-1/4
Primed FJ Stucco Mold S

953FJ 3/4 x 1-1/4
Unprimed FJ Stucco Mold S




954FJ 7/8 x 1-3/16
Unprimed FJ Flat Stucco Mold S

(Perfect for nailing 1x trim around a door or window when stucco is used)



PR833FJ 13/16 x 1-1/2
Primed FJ Stucco N

PR833BFJ 11/16 x 1-1/2
Primed FJ Thin Stucco N



PR612AFJ 1-1/4 x 2
Primed FJ #180 Eastern Brick Mold N/S
without Stucco Key

612AFJ 1-1/4 x 2
Unprimed FJ #180 Eastern Brick Mold N/S
without Stucco Key



PR612BFJ 1-1/4 x 2
Primed FJ #180 Eastern Brick Mold N/S
with Stucco Key

612BFJ 1-1/4 x 2
Unprimed FJ #180 Eastern Brick Mold N/S
with Stucco Key



636FJ-1 11/16 x 1-5/8
Unprimed FJ Arizona Brick Mold S



636FJ-2 11/16 x 2-1/4
Unprimed FJ Arizona Brick Mold S

S4S

(NO WARRANTY PROVIDED ON EXTERIOR USE)

(items are approximate scale only)

UNTREATED S1S/S4S BOARDS



Unprimed S4S

(NO WARRANTY PROVIDED ON EXTERIOR USE)

715FJ (1x4)	11/16 x 3-1/2	Unprimed FJ S4S	S
750FJ (1x6)	11/16 x 5-1/2	Unprimed FJ S4S	S
751FJ (1x8)	11/16 x 7-1/4	Unprimed FJ S4S	S
753FJ (1x12)	11/16 x 11-1/4	Unprimed FJ S4S	S

Primed S4S

(NON-PROTECTED)

(NO WARRANTY PROVIDED ON EXTERIOR USE)

PR713FJ (1x2)	11/16 x 1-1/2	Double Primed FJ S4S	S
PR715FJ (1x4)	11/16 x 3-1/2	Double Primed FJ S4S	S
PR750FJ (1x6)	11/16 x 5-1/2	Double Primed FJ S4S	S
PR751FJ (1x8)	11/16 x 7-1/4	Double Primed FJ S4S	S
PR753FJ (1x12)	11/16 x 11-1/4	Double Primed FJ S4S	S

16'

1x2S4S (1x2)	3/4 x 1-1/2	Primed FJ S4SSE	N/S
1x3S4S (1x3)	3/4 x 2-1/2	Primed FJ S4SSE	N/S
1x4S4S (1x4)	3/4 x 3-1/2	Primed FJ S4SSE	N/S
1x6S4S (1x6)	3/4 x 5-1/2	Primed FJ S4SSE	N/S
1x8S4S (1x8)	3/4 x 7-1/4	Primed FJ S4SSE	N/S
1x10S4S (1x10)	3/4 x 9-1/4	Primed FJ S4SSE	N/S
1x12S4S (1x12)	3/4 x 11-1/4	Primed FJ S4SSE	N/S
5/4x4S4S (5/4x4)	1-1/16 x 3-1/2	Primed FJ S4SSE	N
5/4x6S4S (5/4x6)	1-1/16 x 5-1/2	Primed FJ S4SSE	N
5/4x8S4S (5/4x8)	1-1/16 x 7-1/4	Primed FJ S4SSE	N

Primed S1S

(1 SIDE SMOOTH / 1 SIDE ROUGH HEWN)

(NO WARRANTY PROVIDED ON EXTERIOR USE)

PR760FJ 1x2	23/32 x 1-1/2	Primed FJ S1S2E	N/S
PR761FJ 1x3	23/32 x 2-1/2	Primed FJ S1S2E	N/S
PR762FJ 1x4	23/32 x 3-1/2	Primed FJ S1S2E	N/S
PR763FJ 1x6	23/32 x 5-1/2	Primed FJ S1S2E	N/S
PR764FJ 1x8	23/32 x 7-1/4	Primed FJ S1S2E	N/S
PR765FJ 1x10	23/32 x 9-1/4	Primed FJ S1S2E	N/S
PR766FJ 1x12	23/32 x 11-1/4	Primed FJ S1S2E	N/S
PR767FJ 5/4x4	1-1/8 x 3-1/2	Primed FJ S1S2E	N/S
PR768FJ 5/4x6	1-1/8 x 5-1/2	Primed FJ S1S2E	N/S
PR769FJ 5/4x8	1-1/8 x 7-1/4	Primed FJ S1S2E	N/S
PR770FJ 2x2	1-7/16 x 1-1/2	Primed FJ S1S2E	N/S
PR771FJ 2x4	1-7/16 x 3-1/2	Primed FJ S1S2E	N/S
PR772FJ 2x6	1-7/16 x 5-1/2	Primed FJ S1S2E	N/S
PR773FJ 2x8	1-7/16 x 7-1/4	Primed FJ S1S2E	N/S
PR774FJ 2x10	1-7/16 x 9-1/4	Primed FJ S1S2E	N/S
PR775FJ 2x12	1-7/16 x 11-1/4	Primed FJ S1S2E	N/S

FOR TREATED PRIMED FJ BOARDS, PLEASE REFER TO BODYGUARD TRIMBOARDS & SIDINGS SECTION.




(items are approximate scale only)

Wainscot


lengths available: 16' + trimbacks



PR2000FJ 3/8 x 3-7/8 **Primed FJ Beaded T&G Wainscot** N/S
2000FJ 3/8 x 3-3/8 **Unprimed FJ Beaded T&G Wainscot** S




PR734FJ 3/4 x 2-5/16 **Primed FJ Wainscot Cap** N
(with 1/4" x 1" Rab't)
(use with PR2000FJ and PR2001FJ)




PR2001FJ 3/8 x 3-1/4 **Primed FJ Flat T&G Wainscot** N/S
2001FJ 3/8 x 3-1/4 **Unprimed FJ Flat T&G Wainscot** S



PR2004FJ 1/2 x 3-5/16
Primed FJ Reversible Beaded V-Groove T&G Wainscot N



PR2002FJ 9/16 x 5-3/8 **Primed FJ Beaded T&G Wainscot** S



PR2003FJ 3/4 x 5-3/8 **Primed FJ Flat V-Groove T&G Ceiling Panel** N/S




PR2007FJ 5/8 x 5-1/2 **Primed FJ Reversible V-Groove/Nickel Gap T&G** N/S *(1 SIDE NICKEL GAP / 1 SIDE V-GROOVE)*

Wainscot

(items are approximate scale only)

✂ lengths available: 16' + trimbacks



PR2008FJ 5/8 x 7-1/8 **Primed FJ Reversible V-Groove/Nickel Gap T&G Wainscot** N/S (1 SIDE V-GROOVE / 1 SIDE NICKEL GAP)



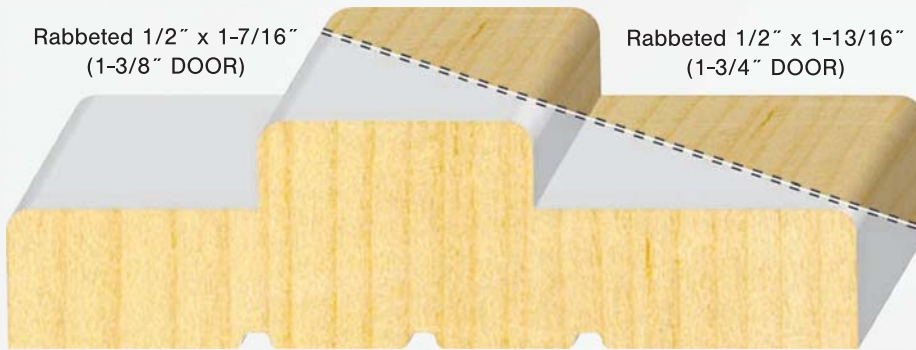
PR2009FJ 5/8 x 7-1/8 **Primed FJ Reversible Single/Double Nickel Gap T&G Wainscot** N/S

Exterior Double Rabetted Door Frames

✂ lengths available: all 6' thru 16'

Rabbeted 1/2" x 1-7/16"
(1-3/8" DOOR)

Rabbeted 1/2" x 1-13/16"
(1-3/4" DOOR)



Accepts 1-3/8" Doors **OR** 1-3/4" Doors

EXTERIOR DOUBLE RABETTED FJ FRAMES

Raw or Primed FJ Pine

	SIZE	6/8	8/0	17' LINEAL
N/S	4-5/8	458DR6 PR458DR6	—	458DRL PR458DRL
N/S	5-1/4	514DR6 PR514DR6	—	514DRL PR514DRL
N/S	6-5/8	658DR6 PR658DR6	PR658DR8	658DRL PR658DRL
N/S	7-1/4	PR714DR6	PR714DR8	PR714DRL



(items are approximate scale only)

Standard Exterior Door Frames

lengths available: all 6' thru 16'

EXTERIOR DOOR FRAMES						
Standard for 1/2" x 1-13/16" Door Rab't.						
	Unprimed FJ			Primed FJ		
SIZE	6/8	8/0	17' LINEAL	6/8	8/0	17' LINEAL
N/S 4-1/8	4186	4188	418L	PR4186	PR4188	PR418L
S 4-1/2	4126	4128	412L	PR4126	PR4128	PR412L
S 4-5/8	4586	4588	458L	PR4586 N	PR4588 N	PR458L N
S 4-3/4	434E6	434E8	434EL	PR434E6	PR434E8	PR434EL
N/S 5-1/4	514E6	514E8	514EL	PR514E6	PR514E8	PR514EL
S 6-1/8	6186	6188	618L	PR6186	PR6188	PR618L
N/S 6-5/8	6586	6588	658L	PR6586	PR6588	PR658L
N/S 7-1/4	714E6	714E8	714EL	PR714E6	PR714E8	PR714EL

Rabbeted 1/2" x 1-13/16" (1-3/4" DOOR)



Exterior Door Frame Specs

- ☞ 1-1/4" Thick
- ☞ 6/8 = 82-1/2" Below Dado
- ☞ 8/0 = 98-1/2" Below Dado
- ☞ No Screen Rabbet
- ☞ Single End Dado (Except on Lineal)
- ☞ 3 Pair Per Bundle
- ☞ Kerfing for Bullnose is Available
- ☞ Custom Widths Available
- ☞ FR in part no. denotes 20 Minute Fire Rating

Rabbeted 1/2" x 2-1/8" (1-3/4" DOOR)



Weatherstrip Kerfed Exterior Door Frames

lengths available: all 6' thru 16'

EXTERIOR DOOR FRAMES								
Weatherstrip Kerfed with 1/2" x 2-1/8" Rab't.								
	Unprimed FJ			Primed FJ			Frame Saver	
SIZE	6/8	8/0	17' LINEAL	6/8	8/0	17' LINEAL	6/8	8/0
N/S 4-1/8	418W6 N/A	418W8 N/A	418WL N/A	PR418W6 PR418W6D	PR418W8 PR418W8D	PR418WL N/A	-	-
N/S 🔥	N/A	N/A	N/A	FRPR418W6	FRPR418W8	N/A		
S 4-1/2	412W6	412W8	412WL	N/A	N/A	N/A	FS4916W6	FS4916W8
N/S 4-5/8	458W6	458W8	458WL	PR458W6 PR458W6D	PR458W8 PR458W8D	PR458WL	-	-
N/S 🔥	FR458WS N	FR458W8S N	N/A	FRPR458W6	FRPR458W8	N/A	-	-
S 4-3/4	434W6	434W8	434WL	PR434W6	PR434W8	PR434WL	FS4916W6	FS4916W8
N/S 5-1/4	514EW6	514W8	514WL	PR514W6 PR514W6D	PR514W8 PR514W8D	PR514WL	FS514W6	FS514W8
N/S 🔥	N/A	N/A	N/A	FRPR514WS	FRPR514W8S	N/A	-	-
S 5-1/2	512W6	512W8	N/A	N/A	N/A	N/A	-	-
S 6-1/8	618W6	618W8	618WL	PR618W6	PR618W8	PR618WL	-	-
N/S 6-5/8	658W6	658W8	658WL	PR658W6 PR658W6D	PR658W8 PR658W8D	PR658WL	FS6916W6	FS6916W8
N/S 7-1/4	714EW6	714W8	714WL	PR714W6	PR714W8	PR714WL	FS714W6	FS714W8
N/S 🔥	FR714WS N	N/A	N/A	FRPR714WS	FRPR714W8S	N/A	-	-
S 7-1/2	712W6	712W8	712WL	N/A	N/A	N/A	-	-

Exterior Door Frame Specs

- ☞ 1-1/4" Thick
- ☞ 6/8 = 82-1/2" Below Dado
- ☞ 8/0 = 98-1/2" Below Dado
- ☞ No Screen Rabbet
- ☞ Single End Dado (Except on Lineal)
- ☞ 3 Pair Per Bundle
- ☞ Kerfing for Bullnose is Available
- ☞ Custom Widths Available
- ☞ FR in Part No. denotes 20 Minute Fire Rating
- ☞ 'D' at the end of part number denotes "Made in America"



Frame Saver
Primed FJ Door Frames with 4" rot proof wood composite on the bottom of each leg to prevent water absorption. (see p.351)

Interior Door Jambs

(items are approximate scale only)

✦ lengths available: all 6' thru 16'



Kerfing for bullnose is available on all jamb sizes and species and custom size odd wall widths available upon request.

INTERIOR DOOR JAMBS				
Raw or Primed (PR) FJ Pine				
	SIZE	6/8	8/0	17' LINEAL
N/S	3-9/16	391616 PR391616	391618 PR391618	39161L PR39161L S
N/S	3-9/16	391616K2S PR391616K2S	391618K2S PR391618K2S	- -
N/S	4-9/16	491616 PR491616	491618 PR491618	49161L PR49161L
N/S	4-3/4	43416 PR43416	43418 PR43418	4341L PR4341L
S	4-7/8	47816	47818	4781L
N/S	5-1/4	51416 PR51416	51418 PR51418	5141L PR5141L
S	5-1/2	51216	51218	-
N/S	6-9/16	691616 PR691616	691618 PR691618	69161L PR69161L
N/S	7-1/4	71416 PR71416	71418 PR71418	7141L PR7141L
S	7-1/2	71216	71218	-
N/S	11-1/4	111416	111418	-

Interior Door Jamb Specs

NOR CAL, CENTRAL CAL, AZ

- ✦ 11/16" Thick
- ✦ 6/8 = 81" Below Dado
- ✦ 8/0 = 97" Below Dado
- ✦ Lineal - 17' = MDF, FJ Pine & Oak Veneer
- ✦ Random Lengths only available in most Solid Wood Species
- ✦ Dado depth is 3/8"
- ✦ Heads cut 3/4 over opening
- ✦ 5 pair per bundle

SO CAL, NV

- ✦ 11/16" Thick
- ✦ 6/8 = 80-5/8" Below Dado
- ✦ 8/0 = 96-5/8" Below Dado
- ✦ Lineal - 17' = MDF, FJ Pine & Oak Veneer
- ✦ Random Lengths only available in most Solid Wood Species
- ✦ Dado depth is 3/8"
- ✦ Heads cut 3/4 over opening
- ✦ 5 pair per bundle

PRIMED DOMESTIC INTERIOR DOOR JAMBS				
Raw FJ Pine - 1-1/4" THICK				
	SIZE	6/8	8/0	17' LINEAL
N/S	3-9/16	PR391616D	PR391618D	-
N/S	4-9/16	PR491616D	PR491618D	-
N/S	4-3/4	PR43416D	PR43418D	-
N/S	5-1/4	PR51416D	PR51418D	-
N/S	6-9/16	PR691616D	PR691618D	-
N/S	7-1/4	PR71416D	PR71418D	-

SAN DIEGO S4S (NO RAB'T)				
Raw FJ Pine - 1-1/4" THICK				
	SIZE	6/8	8/0	17' LINEAL
N/S	4-1/8	418SD6	418SD8	418SDL
N/S	4-1/2	412SD6	412SD8	412SDL
N/S	4-3/4	434SD6	434SD8	434SDL
N/S	5-1/4	514SD6	514SD8	514SDL
N/S	6-1/8	618SD6	618SD8	618SDL
N/S	7-1/4	714SD6	714SD8	714SDL

1-1/4" THICK JAMBS
(NO RAB'T)

