



Vol. 41 No. 11 • December 2023 • MAFCA • Autumn Trails Chapter

Dash Lite

The Autumn Trails Model A Ford Club Newsletter • Winnsboro, Texas

From Club President Errol Barber

Greetings everyone, welcome to the holidays.

I'm sure your schedules are full this month, just like everyone else's. But I sure hope you have reserved Saturday, December 9, to join us for the Autumn A's Christmas Dinner! It will be at 2:00 at the Red Dome restaurant, Highway 37 South in Quitman. Please try to make it as we all want to see you and catch up. Weather permitting, drive your A and we will have a local tour afterwards.



Another important issue that goes on this time of the year is elections for club officers.

Be thinking how you can participate to help hold our great little club together. Maybe you even have ideas to improve it.

If you don't participate you can't gripe! And we all want to retain that right.

So, see you there Saturday the 9th. Remember the reason for this season.

El Prez



Autumn Trails Model A Club Minutes of the November 12, 2023 Meeting

Venue: Oak Ridge Marina

Call to Order made by President Errol Barber, who welcomed the great turnout, although there were no visitors

Birthdays and Anniversaries: Birthday greetings were given to Caroline Hunziker, Peggy Boultinghouse, Tex Willis and Nate Rominger

Sunshine Report: Jana Icenhower had nothing to say and we all hope that “no news is good news”

President:	Errol Barber
Vice President:	Tex Willis
Treasurer:	Vicki Clark
Secretary:	Rebekah Yeager
Webmaster:	Chana Gail Willis
Newsletter:	John B. Yeager III
Illustrator:	Amy Yeager

AutumnTrailsMAC@outlook.com
autumntrailsmodelafordclub.com

Treasurer’s Report: Vicki Clark reported that we have [REDACTED] in the bank account. We made a total of [REDACTED] on the Autumn Trails weekend which meant after we had paid the Autumn Trails Association ([REDACTED]) we were left with a remainder of [REDACTED] for the club. Chana Gail Willis told us that a lot of money they take in was spent on marketing. The rain over the weekend had clearly affected the amount of money we made, but thankfully the raise in cost of the swap meet stalls did help to offset that. Vicki also expressed her extreme appreciation for receiving the Ima Willis Award at the BBQ

Door Prizes: \$[REDACTED] – Kay Barber \$[REDACTED] – Gary Gray \$[REDACTED] – Tex Willis



Old Business


- More Autumn Trails discussion. Despite the awful weather on Thursday, there were volunteers to get the hall set up for the BBQ and the grounds set up for the swap meet. Next year we will attempt to show the old movie about Autumn Trails after the festivities. The tear down went very smoothly and the BBQ was fabulous!
- The Christmas party/elections will be held at the Red Dome Restaurant at 2:00 pm on Saturday, December 9th. We will be in the side room and members can order from the menu. At this meeting, officers for the next year are elected. Please consider if you would like to contribute by serving as an officer for 2024. The following positions are on the board: President, Vice President, Treasurer and Secretary. In addition to the board positions, there are also Sunshine and Newsletter Editor

New Business

- Harold Black told us a little about Bob Sudderth's career working on Blackbirds and that the museum has expressed an interest in getting his 1929 Coupe which was used as a run around. There may be some need of volunteer help to get it there. Col. Steve MacLaird said he would be happy to volunteer use of his closed trailer and he will be put in contact with Barb Sudderth
- Gary Gray reminded everyone about the Quitman Christmas parade on December 2 with line up at 3 pm at the Quitman High School
- 2024 dues and officer elections will be held at the Christmas meeting
- John Yeager asked that people please let him know ASAP if they do not receive their copy of the Dash Lite. He has received the registration forms for next year's Texas Tour and will be sharing them in the next edition of the newsletter

Motion to Adjourn was made by Jana Icenhower and seconded by John Icenhower and the meeting closed at 1:55 pm

Rebekah Yeager
Secretary





**MAFFI
LIAISON
NEWSLETTER**
November 2023
*Contributed by
John Icenhower*

Holiday Greetings! We're fast approaching Thanksgiving and then roll right into Christmas shortly thereafter. MAFFI Trustees Jerry Dennany and Jerry Morrissey, along with their Grape Country Model A Club crew, have been out at the museum maintaining and fixing the museum's Model A's. They just finished removing and repairing an engine and a transmission in a 1929 Tudor. Next up for work is a 1928 Tudor.

Meanwhile, Executive Director, John Marshall, and his crew just finished holiday decorating at the museum. The outdoor lighting display is magical and the indoor museum exhibits make for nostalgic memories. If you haven't visited the museum during the holiday season, it's worth putting on your bucket list! There are displays all across the 90-acre campus with a variety of family activities.

Fundraising for the Model A Museum expansion continues with the Grand Opening planned for 2025. As you and your club plan for holiday giving, consider donating to the Model A Museum, one of the best in the country--and a cause that keeps our cherished hobby growing and in the spotlight.

All contributors in a selected category will be recognized prominently in the new wing of our museum. Donations can be club chapters or individuals. In addition, clubs can give recurring donations by filling out a pledge card found at maffi.org (click on donations). For more information on donating, please contact: John Begg at 803-727-4392 (president@maffi.org) or Jerry Morrissey at 269-615-3719 (jertrudy@sbcglobal.net).

Supporter = \$500
Patron = \$1,000
Bronze = \$5,000
Silver = \$10,000
Gold = \$20,000
Platinum = \$50,000

Donations should be mailed directly to
Model A Ford Foundation, Inc
P.O. Box 28
Peotone, IL 60468-0028

Happy Holiday Season,
Cindy Ellenbecker, Secretary
MAFFI Board of Trustees



December

BIRTHDAYS

- Errol Barber
- Pam Parrish
- Glen Clark
- Patsy Crow
- Bruce Witwer
- Rebekah Yeager
- Bob Varner

ANNIVERSARIES


- Hunzikers
- Yeagers

Sunshine Report

by Jana Icenhower



No news is good news!



Jana Icenhower



janaicenhower@yahoo.com

FOR SALE

1929 Model A Ford Roadster with every accessory available including twin side mount tires.

1931 Model A Ford Deluxe Roadster previously owned by Bill Cantrell and Curley Hensley, DMAFC founding member.

For more information call, text or email:

Jana Johnson

214-9068405 Jhensleyj@gmail.com



Barb couldn't fit Jack's present under the tree this year

Ken's Binder

Those of you who have been Model A'ing for longer than I have probably know all about those fancy, retro-looking, metal valve stems found on some of the cars. Personally, I think they look nice, but I never got around to finding out exactly how you get them. I did once ask a Model A guru about installing metal stems, and I was curtly told "They are a lot of trouble," and that is as far as I got.

But recently John Icenhower forwarded me this comprehensive illustrated Metal Valve Stem Installation Primer by John Carter, and I have to say, I did find it... interesting.

Installing Metal Valve Stems in Rubber Stem Tubes

This example shows the installation of Model A reproduction valve stems into rubber tubes for 4.75x19 tires. The same approach has been used to install original metal stems into tubes for 30x3.5" Model T clincher tires. (This is just the way I do it - use it at your risk :-)


Note that these steps are for a tube that has a difficult to remove brass inner stem. Other tubes can be cut off almost flush with the bottom of the valve stem and then the brass part of the stem will easily twist out. When you try the first tube you will find out how easily (or not) the brass stem can be removed. If the brass stem is not easy to twist out (which you hope would be the case with a good tube), it will be necessary to cut around it before twisting it out. A good way to do this is with some brass tubing. Hopefully this will all be clear when looking at the pictures.



1. Cut off the stem about 1/4" from the bottom



2. This leaves a stub with the (now crushed) brass tube in the center



3. Slice around, close to the base, with knife



4. Cut away the rubber



5. The brass tube is now left



6. Twist the brass tube out. Cut around the edge if needed (see next step below), but the goal is to leave the inside of the hole as round and smooth as possible



7. If the brass stem is not easy to remove, it will be necessary to cut it out so that the tube doesn't tear and ruin. With a razor blade it is hard to keep it round and this leaves places where it can tear. However, you can use some 5/16" brass tubing to cut around the stem



8. Notice how smoothly the cut is around the stem - this will help keep it from tearing when the new metal stem is installed and later when the tube is inflated




9. Trim close to the base. These multiple extra cutting steps are not necessary if the brass tube was easy to remove and don't want to tear up the tube



10. Try to end up with something reasonably flat and close to the surface of the tube



11. Use a flat file to smooth out the cut



12. The final result after filing it smooth



13. Use snap ring pliers or just needle nose pliers to open up the hole



14. Don't be afraid to stretch it open



15. These pliers open it up just enough to get the stem started in the hole



16. Once the stem is in the hole the pliers can be removed to finish inserting the stem



17. Put on the bridge washer. The ridges in the stem base and the bridge washer are enough to seal the air from leaking. You might use bead sealer if you have some handy



18. Place and tighten down the nut. I've heard some people express concern about making it too tight and squeezing out the rubber from between the washer and the base but I don't see that happening when I get it good and tight by hand. Make sure the stem and washer stay in line with the tube and don't turn as you tighten




19. Put in a new Schrader valve (particularly if using old stems), and tighten the valve with the cap



20. Place cap on stem

Questions or comments? Email John Carter at cars@sheepisland.com.





Touring the Trails to Select Theater

On Saturday, October 14, the Autumn Trails Model A Club, in conjunction with Tyler MAFC, were hosted by Select Theater, aka Lake Country Playhouse, in downtown Mineola. Select Theater is the oldest, continuous-running theater in Texas and has been on the go for 106 years.



The theater's Executive Director, George Jones, gave everyone a behind-the-scenes tour of the premises and regaled us with the fascinating history and stories of the theater's past.

After the tour, we were treated with a viewing of the 1928 hit, *Speedy*, starring Harold Lloyd.

The club is already planning a 2024 event at the Playhouse, with the idea that it become an annual International Model A Day occurrence, and involve the other area Model A clubs as well.



Calendar of Events


Autumn Trails A's Club Activities in Italics All events subject to change

2023

- *December 9* *Autumn Trails A's Christmas Party* (2 pm, The Red Dome, Quitman)

2024

- *January 14* *Autumn Trails A's Club Meeting*
- *February 11* *Autumn Trails A's Club Meeting*
- *March 10* *Autumn Trails A's Club Meeting*
- *March 16* Classics and Coffee Cruise-In, 8-10:30 am, Quitman
- *April 14* *Autumn Trails A's Club Meeting*
- *April 20* Classics and Coffee Cruise-In, 8-10:30 am, Quitman
- *May 12* *Autumn Trails A's Club Meeting*
- *May 18* Classics and Coffee Cruise-In, 8-10:30 am, Quitman
- *June 9* *Autumn Trails A's Club Meeting*
- *June 13-16* Texas Tour (Nacogdoches//Hosted by the Dallas Model A Ford Club)
- *June 15* Classics and Coffee Cruise-In, 8-10:30 am, Quitman
- *June 23-29* Southwest 'A'ventures, MAFCA 2024 National Convention (Ruidoso, NM)
- *July 14* *Autumn Trails A's Club Meeting*
- *July 20* Classics and Coffee Cruise-In, 8-10:30 am, Quitman
- *August 11* *Autumn Trails A's Club Meeting*
- *August 17* Classics and Coffee Cruise-In, 8-10:30 am, Quitman
- *September 8* *Autumn Trails A's Club Meeting*
- *September 14* International Model A Day
- *September 21* Classics and Coffee Cruise-In, 8-10:30 am, Quitman
- *October 13* *Autumn Trails A's Club Meeting*
- *October 19* Classics and Coffee Cruise-In, 8-10:30 am, Quitman
- *October 24* *Autumn Trails Weekend Setup*
- *October 25-27* *Autumn Trails Swap Meet*
- *October 25* *Autumn Trails Stew*
- *October 26* *Autumn Trails Antique Car Parade (ft. Model As)*
- *October 26* *Autumn Trails Saturday Tour*
- *October 26* *Autumn Trails BBQ/Banquet*
- *October 27* *Autumn Trails Sunday Tour*
- *November 10* *Autumn Trails A's Club Meeting*
- *November 17* Classics and Coffee Cruise-in, 8-10:30 am, Quitman



Dash Lite welcomes all input to include corrections, letters, Model A "Tips and Tricks," original articles and classified ads (pictures accepted)

Send all correspondence to AutumnTrailsMAC@outlook.com

Original illustrations © 2023 Amy Yeager; other contents © 2023 Autumn Trails Model A Club, unless otherwise annotated



"I have returned!"

2024 TEXAS TOUR SCHEDULE

		Attendees	Cost	Total
Registration Fee (per family)		___ family	\$75.00	
Late Registration Fee after May 15, 2024 (per family)		___ family	\$90.00	
Wednesday, June 12, 2024	Times			
Early Registration/Self guided tours	3:00pm-6:00pm	_____		
Thursday, June 13, 2024		How Many?		
Registration/ Hospitality/ Raffles	9:00am-5:00pm	_____		
Repair Tent	12:00pm-5:00pm	_____		
Self-guided tours	all day	_____	n/c	
Guided Tour of Milam Lodge	2:00pm-4:30pm		n/c	
Guided Statue Driving Tour (no. of cars)	3:00pm-4:00pm		n/c	
Lady Drives an "A" Driving Test (no. of people/cost of patch)	3:30pm-4:30pm		\$7.00	
Fashion Entrants Meeting - Stage Area of Convention Hall	5:15pm-6:00pm	_____		
Welcome Dinner	6:00pm-8:30pm	_____		
How many of each? ___ Fajitas & fixins ___ Veg.	_____		\$25.00	
Kids (ages 6-12) ___ Fajitas & fixins ___ Veg.	_____		\$10.00	
Friday, June 14, 2024				
Registration/ Repair Tent/ Hospitality/ Raffles	9:00am-5:00pm	_____		
Fashion Judging (no. of people /\$ per person towards awards plaque)	9:00am-1:00pm		\$5.00	
Vehicle Judging (no. of cars /\$ per person towards award plaque)	9:00am-1:00pm		\$5.00	
Tour to Old Univ Bldg, Stone Fort, & Zion Hill Church (no. of people)	10:00am-12:00pm		n/c	
Tour to Sterne-Hoya, Durst Taylor House, & Zion Hill Church (no. of people)	10:00am-12:00pm		n/c	
Tour to Old Univ Bldg, Stone Fort, & Railroad Museum (no. of people)	1:00pm-3:00pm		n/c	
Tour to Sterne-Hoya, Durst Taylor House, & Railroad Museum (no. of people)	1:00pm-3:00pm		n/c	
Ice Cream Sundaes/Hubley Derby/Fashion Displays (no. of people)	6:00-8:30pm		n/c	
Hubley Derby Races (no. of cars/ fee per car)	7:00pm-8:30pm		\$5.00	
Saturday, June 15, 2024				
Grand Tour - historic sites, lunch & car games	8:00am - 3:30pm	_____		
Lunch - How many of each?: ___ Beef ___ Chicken ___ Veg.	_____		\$20.00	
Kids lunch(ages 6-12) - how many?: ___ Beef ___ Chicken ___ Veg.	_____		\$5.00	
Car Entrance Fee (no. of cars/fee per car)	_____		\$5.00	
Repair Tent/ Hospitality/ Raffles	3:30pm-5:00pm	_____		
Presidents' Meeting of TX club presidents. - Stage Area of Convention Hall	5:00pm-6:00pm	_____		
Farewell/Awards Dinner	6:00pm-9:00pm	\$ per person		
How many of each: ___ Lasagna ___ Chicken ___ Veg.	_____		\$35.00	
Kids Meal (ages 6-12) ___ Chicken strips and Mac & cheese ___ Veg.	_____		\$10.00	
TOTAL EVENT PRICE				
T-SHIRTS - see T-Shirt page for pictures of the shirts available				
T-Shirts (how many?), Green S ___, M ___ no pocket			\$25.00	
T-Shirts (how many?), Green L ___, XL ___ no pocket			\$25.00	
T-Shirts (how many?), Green 2XL ___, 3XL ___ no pocket			\$27.00	
T-Shirts (how many?), Green S ___, M ___ with pocket			\$27.00	
T-Shirts (how many?), Green L ___, XL ___ with pocket			\$27.00	
T-Shirts (how many?) Green 2XL ___, 3XL ___ with pocket			\$29.00	
Extra Patches (1 included with registration)	How Many?	_____	\$5.00	
Extra Radiator Badges (1 included with registration)	How Many?	_____	\$5.00	
TOTAL MERCHANDISE PRICE - tax included with all merchandise				
TOTAL AMOUNT SUBMITTED				



Event Descriptions

Texas Tour 2024

June 13-16, 2024
Nacogdoches, Texas

Texas Starts Here!

RV parking available at:

Fairway RV Park – 5393 US-59 #5393 * (936) 462-9900

Village Park – 11945 US Hwy 59N * (936)564-5338

Western Pines RV Park – 5001 NW Stallings Dr. * (936) 645-6352

Wednesday, June 12, 2024

Come early and enjoy some self-guided tours. Early Registration will be open from 3–6pm.

Self-Guided Tours of Nacogdoches – Start at the Visitors' Center, then stroll the brick streets of downtown Nacogdoches, visit the antique and specialty shops, the Fire Museum, and historic landmarks in the area. See seven statues in the downtown area. Then drive to the remaining seven statues of the statue tour. Drive through the campus of Stephen F. Austin University. If you are involved in Car Judging or Fashion Judging visit some of the places listed on Friday's schedule under Mini-tours.

Eat at Clear Springs, Auntie Pasta's, Dolli's Diner or other great local restaurants.

Thursday, June 13, 2024

Registration/Hospitality in the Fredonia/Convention Hall Lobby – check in at the Registration table and receive your Welcome Bag and tour information. Enjoy some snacks and water at the Hospitality table. Visit and renew friendships of Model Aers across the state.

Raffles Items in Fredonia/Convention Hall A – Look at raffle items and purchase some raffle tickets.

Self-Guided Walking Tour of Downtown Nacogdoches – after getting your bearings at the Visitors' Center, step onto the brick streets of downtown Nacogdoches and stroll the antique and specialty shops. Be sure to visit the historic landmarks in the downtown area. Enjoy a guided tour inside the historic Milam Lodge.

Statue Tour – To commemorate important individuals and their roles in the development of the state of Texas, a series of 14 statues await visitors to the city. Each one is a work of art. See seven statues in the downtown area. Then drive to the remaining seven statues of the Statue Tour. Maps will be supplied.

Lady Drives an "A" Driving Test – this driving test is to make sure you know the basics of your Model A and what it takes to start and drive it. You will earn a "Lady Drives an A" patch.

Fashion Entrants' Meeting – a short meeting for those participating in the Fashion Judging.

Welcome Dinner – come and renew your Model A friendships over a dinner of fajitas, beans, Spanish rice, guacamole, etc. Vegetarian meal is available also. Learn a little history of the Nacogdoches area and Model As. You might meet some historic characters.

Friday, June 14, 2024

Registration/Hospitality/Raffles in the Fredonia/Convention Hall A – check in at the Registration table and receive your Welcome Bag and tour information. Enjoy some snacks and water at the Hospitality table. Visit and renew friendships of Model Aers across the state. Purchase some raffle tickets.

Fashion Entrant and Display Judging will take place at the Fredonia Convention Hall A – Photos will be taken of each entrant or display.

Car/Vehicle Judging will be at Festival Park – a photo of each car will be taken.

Enjoy Mini-Tours – Stone Fort Museum, Old University Building, Sterne-Hoya House, Durst Taylor House, Zion Hill Historic Church, Railroad Depot Museum, or shop at Fortney House. If time you might visit Millard's Crossing Historic Park.

Dinner on your own at local restaurants.

Hubley Derby/Fashion Display/Ice Cream Sundaes – enter your Hubley car in kids, youth, or adult categories. Prizes for first, second, and third place will be awarded in each age category as well as a People's Choice Award, and Overall Winner. Watch the races while eating a make-your-own ice cream sundae. View the Fashion Display Tables as you arrive.

Saturday, June 15, 2024

Grand Tour – our tour will take you along the El Camino Real de los Tejas for stops at Caddo Mounds State Historic Site and Mission Tejas State Park. Then we will travel to Ratcliffe Lake Recreation Area for lunch. Lunch of chopped brisket sandwiches or chicken leg quarters, chips, cookies, and canned soda or water will be served at the Sawmill Pavilion. Vegetarian lunch is available also. **Bring your own chairs.**

Games – Model Aers, get your partners and join in some interesting Car Games or Corn Hole Tournaments after lunch at Lake Ratcliffe. You just might be a winner! Awards will be presented at the Farewell/Awards dinner. After lunch and games return to Nacogdoches along Texas Highway 7.

Hospitality/Raffles – get a snack and water after returning from Grand Tour. Last chance for raffle tickets.

Presidents' Meeting – all Model A club presidents (or their representatives) will meet behind the stage in Convention Hall A prior to the dinner to discuss future Texas Tours and events.

Farewell/Awards Dinner – come enjoy a dinner of lasagna or chicken piccata, green salad, roasted potatoes, green beans, garlic bread, and cheesecake or Texas sheet cake for dessert. Vegetarian meal is available also. Fashion, Car judging, Game, and miscellaneous awards will be presented. Entertainment, too!

If you would like to place an ad in the tour booklet for the 2024 Texas Tour, the deadline is May 1. The booklet will be printed in color. You may want to offer a discount or incentive to promote your business (you could include a coupon in the ad or mention the ad for the discount.)

Business Card size \$25

½ page \$60

¼ page ad \$35

Full page \$120

You may mail a check, payable to **Dallas Model A Ford Club** or **DMAFC** (note that it is for an ad on the memo line), and your camera-ready art to:

Nancy Cheshire, 8450 Fallow Run, Larue, TX 75770.

You may also email your art or ad copy to: texastour2024@dmafc.com