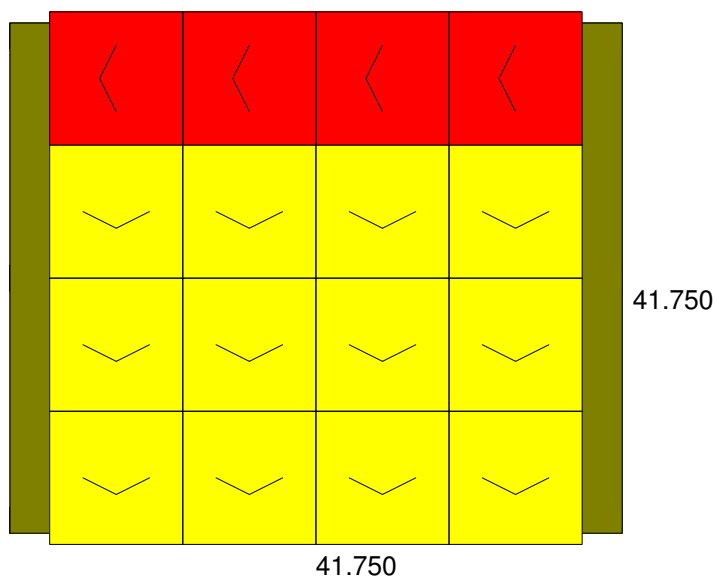
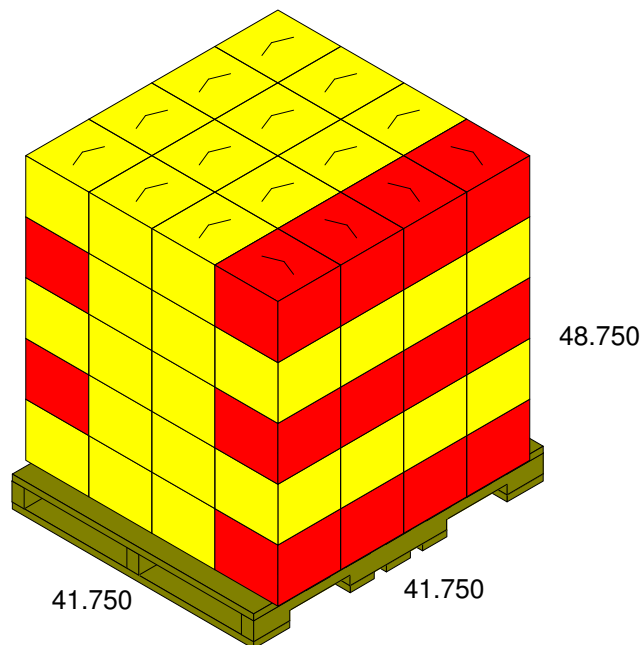
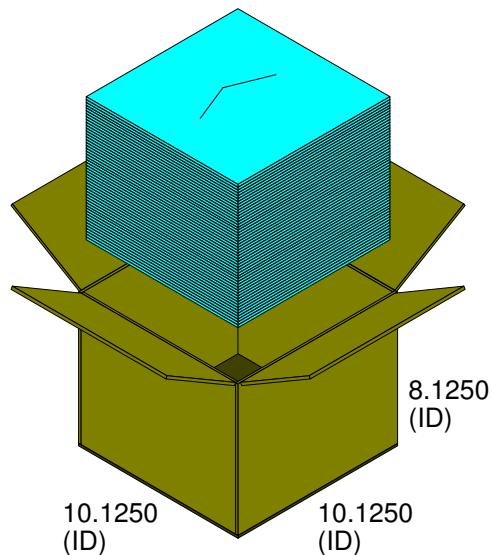




10" -- 50 / CASE

Date Printed : 5/14/2015
Last Saved : 1/23/2015



GMA (Notched) 48.000x40.000x5.000			
	Carton (OD)	Shipper (OD)	UnitLoad (Incl. Pal)
Ln:	9.9375 in	10.4375 in	41.750 in
Wd:	9.9375 in	10.4375 in	41.750 in
Ht:	0.1625 in	8.7500 in	48.750 in
Net:	0.0000 oz	0.0000 lb	0.000 lb
Grs:	0.0000 oz	0.5563 lb	109.504 lb
Cube:	16.0475 in ³	0.5516 ft ³	49.175 ft ³
	Height Vert	Height Vert	
Prod.Vol:	0.0000 in ³	0.0000 in ³	0.000 ft ³
Carton:		50	4000
Shipper:			80
Area Efficiency:		96.3 %	90.8 %
Cubic Efficiency:		96.3 %	89.3 %
Prod.Eff:	0.0 %	0.0 %	0.0 %
Cases per layer:			16
Layers/load:			5
Pattern:		1x1x50	Interlock
RSC Area:		5.56 ft ²	445 ft ²
Max UL High:			4
Clamp Direction:			N/A
Box Cost:		0.00	0.00

Notes: