

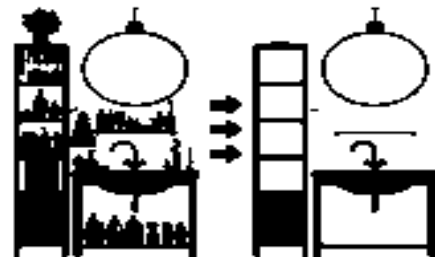
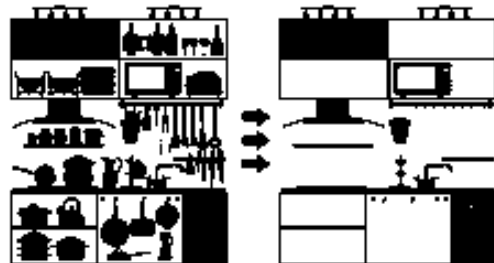
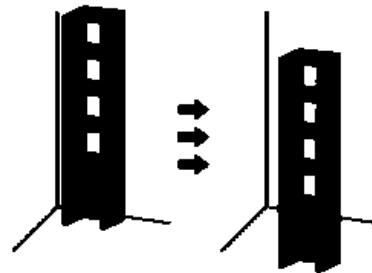
Dear residents,

A Licensed Pest Control Operator will be coming out to treat your residence for Spiders. Please find below the preparation instructions. In order for the treatment to be effective do your best to get your home ready.

### SPIDERS PREPARATION SHEET (TREATMENT)

It is necessary for you to remove all pets, cover fish tanks, disconnect filters and remain out of your home for approximately 2-4 hours during and following the treatment. For the following instructions use your discretion and be thorough where you see arachnid activity.

- Remove items away from the walls. Vacuum floor areas including around all baseboards and all furniture.
- Remove all items from the base of the closets and storage areas.
- Remove all items off floors and away from the walls. Area carpets should be rolled up and placed in an accessible location.
- Take belongings out of cupboards and off shelving and furniture where you see arachnid activity.
- Furniture should be moved at least 18 inches away from the walls. We need to access the perimeter of home including closets and storage areas. Unplug electrical devices from walls and disconnect cords to prevent a tripping hazard. Devices and any and all possessions damaged due to negligent preparation will not be compensated by Aclan Pest Control.
- All paintings, mirrors, and wall accessories should be removed from walls. This is to ensure nothing bumps up against them and knocks them down. Also ensure that the nails, pins etc. used to hang them are also removed from the walls.



## **OTHER PREPARATION**

Remove items from under sink in kitchen and bathroom and around the toilet. The fridge and stove will be moved so ensure nothing will fall or spill. Make your bathroom and kitchen as accessible as the rest of the home by removing items away from walls. Do not leave any food out or ensure it is in a sealed container and cover all food handling surfaces. Wash food handling surfaces with soapy water before use.

**\*\*IT WILL BE NECESSARY FOR YOU TO VACATE THE PREMISES FOR 2-4 HOURS DURING AND AFTER THE SERVICE IS COMPLETE**

## **AFTER TREATMENT INFORMATION:**

Following the treatment, do not wash within 3 inches of the baseboard area for approximately 1 month.

Activity will be reduced but expect to continue to have some activity for approximately 1 – 2 days following the treatment.

