



Competitive Bidding Seminar

You are doing at least 1 of these 3 things while bidding competitively.

INTERFERING

**ATTEMPTING TO
FIND A FIT**

**RAISING A SUIT
WE HAVE A FIT IN**

INTERFERING

Preempting

Opening Bids
Jump Overcalls
2 Suited Bids
Raises

ATTEMPTING TO FIND A FIT

BIDS

Overcalls
Responses

DOUBLES

Takeout
Negative

THE DIFFERENCE BETWEEN THE X'S

SOUTH WEST NORTH nycpro

1♣ X

The Normal Takeout Double will be the 1st bid by our side in the auction.

J 7 4 2 Q 6 5 A Q A 10 7 4

E nycpro 5+

WEST NORTH EAST nycpro

1♣ 1♠ X

The Negative Double will only occur in response to partner's opening bid

K J 10 3 A K 8 2 8 7 5 6 2

S nycpro 5+

THE OTHER SIDE

EAST SOUTH WEST nycpro

1♦ Dbl Pass

obot W

K Q 9 7 4 9 7 6 A K 10 8 7

N nycpro 5+

WEST NORTH EAST nycpro

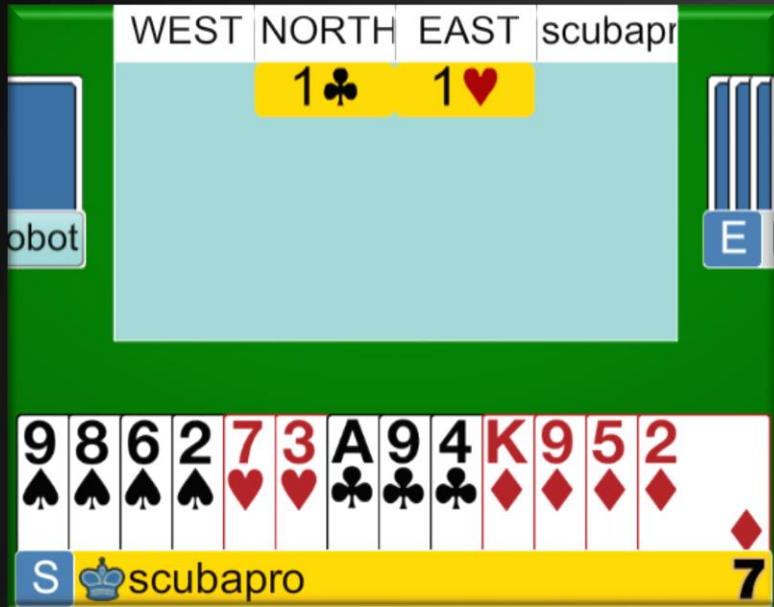
1♥ Dbl Pass 1♦

obot E

Q J 4 3 A 7 4 4 3 A Q J 9

S nycpro 5+

SPECIAL CIRCUMSTANCES WITH THE NEGATIVE DOUBLE



#1: How do we show Spades on this hand? Do we bid 1 Spade? Do we make a Negative Double?



#2: How should we bid this hand? If East passed we would always bid 1 Heart (majors up the line!). What about now?



#3: How would we show this hand on the above auction?

THE OTHER SIDE

WEST NORTH EAST scubapro

1♥ 1♠ Pass 1♦

ove E

J♠ 8♠ 3♠ 7♥ 3♥ AK♣ 2♣ A♦ Q♦ 9♦ 8♦ 7♦

S ♀ scubapro 7

WEST NORTH EAST nycpro

1♥ Db! Pass 1♦

obot E

K♠ 10♠ K♥ 5♥ 4♥ A♣ J♣ 9♣ 3♣ J♦ 8♦ 6♦ 3♦

S ♀ nycpro 5+

THE MICHAELS CUE BID

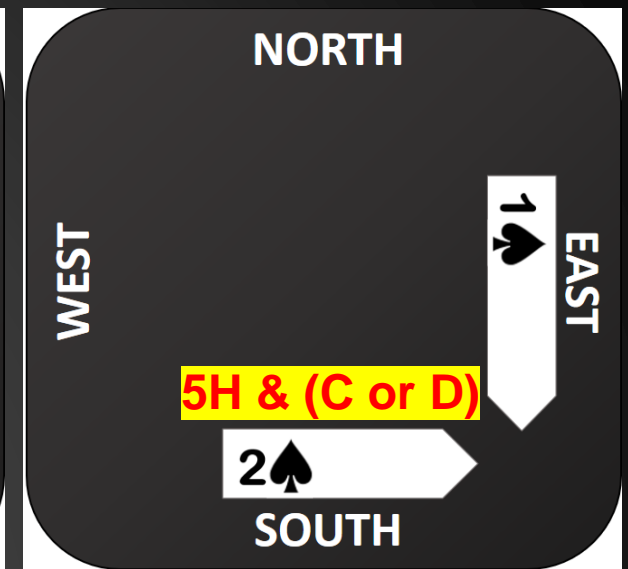
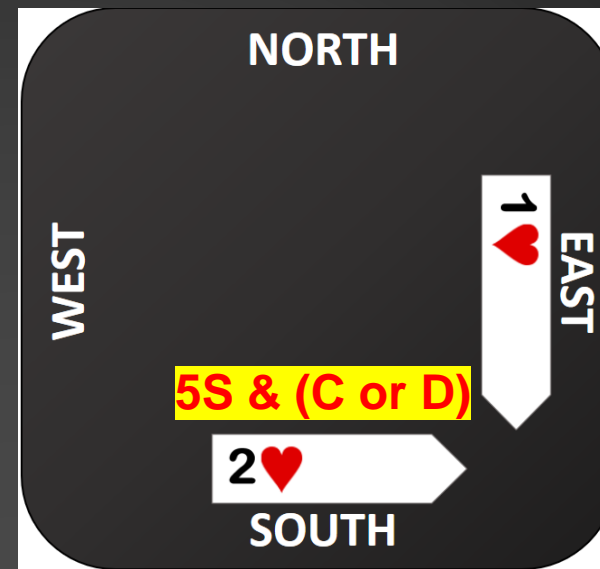
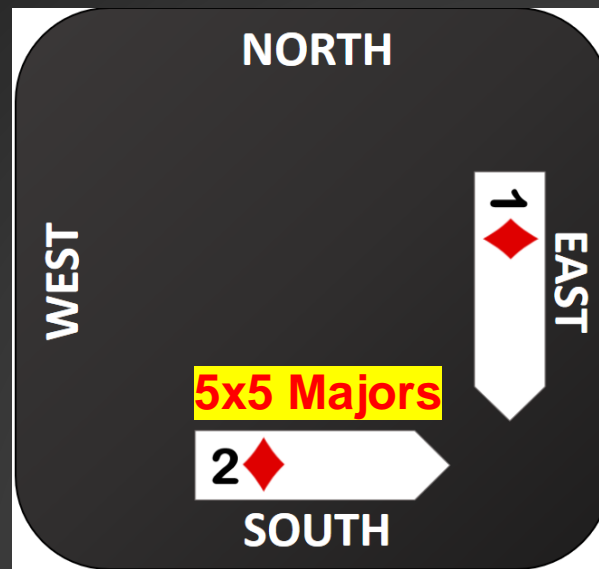
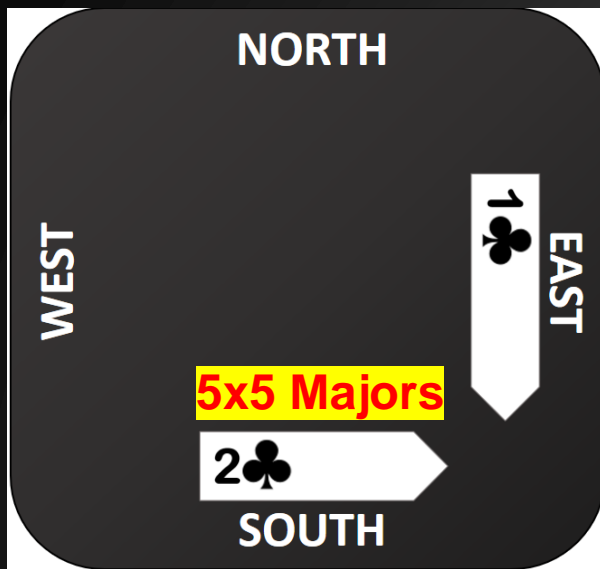
The Michaels Cue Bid is one tool we have to show two suited hands in competition.

When the opponent bids a suit, and our partner has not bid, the **CUE BID** of that suit will show **two other 5 card suits**.

On the hand to our right, the bid of 2 Spades by South (Cue Bid) would show 5 Hearts and 5 of a Minor suit.

With this tool we get to show our shape right away with one bid.





When we **cue bid** the opponent's **minor** suit opening, we are always showing **both Major Suits**

When we **cue bid** the opponent's **major** suit opening, we are always showing **the Other Major and 1 minor suit**.

THE UNUSUAL 2 NT

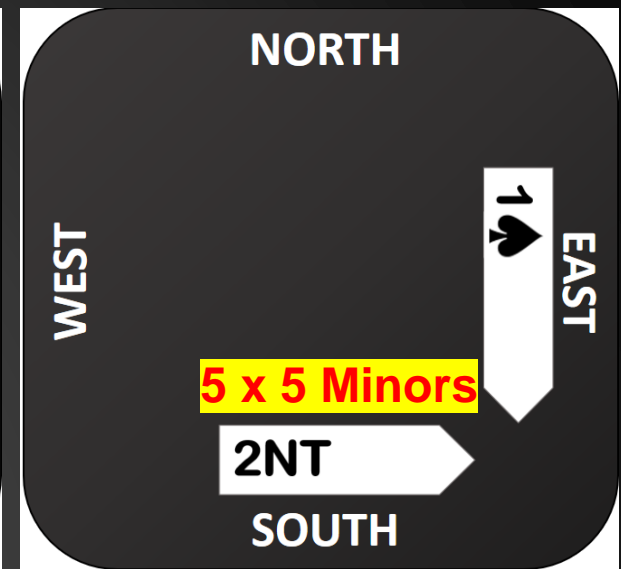
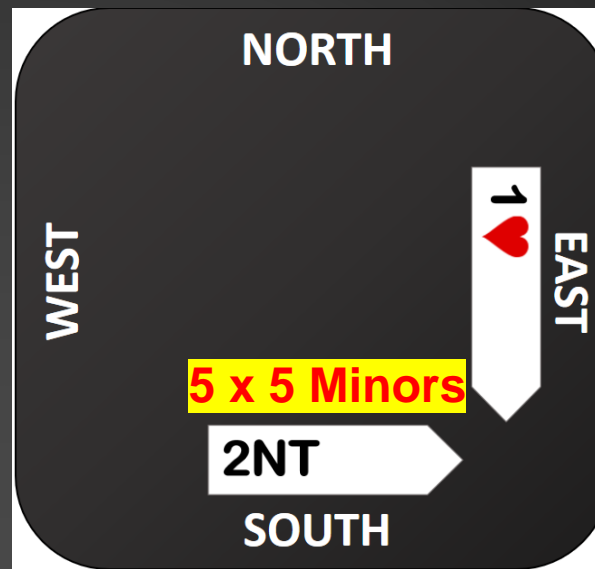
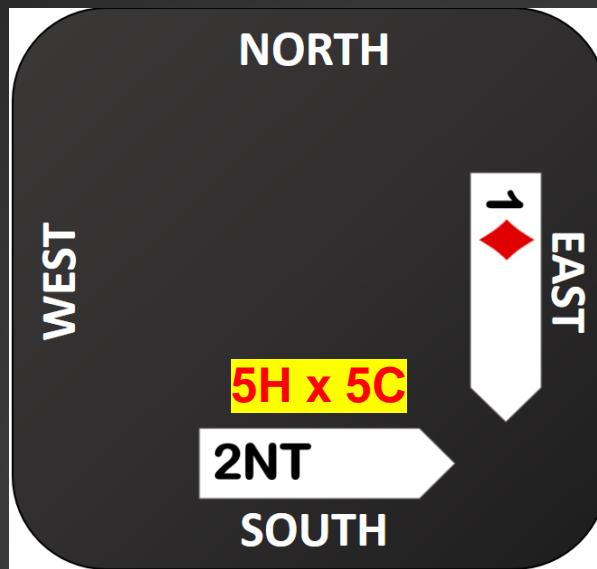
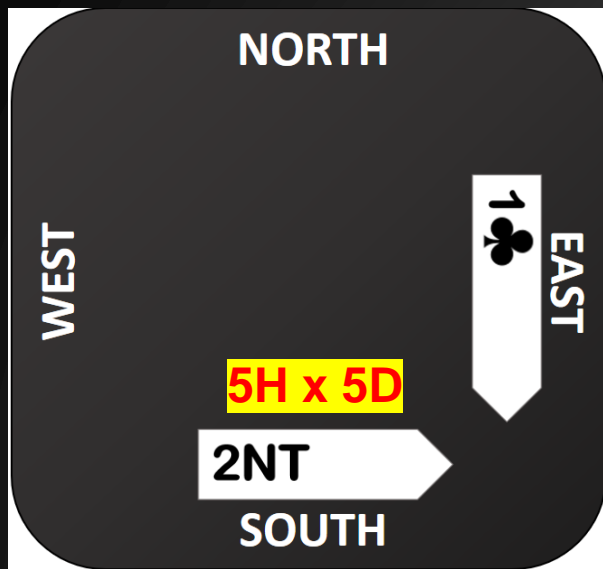
The Unusual 2NT is another tool we have to show two suited hands in competition.

When the opponent bids a suit, and our partner has not bid, the **Jump to 2NT** will show **two other 5 card suits**.

On the hand to our right, the bid of 2 NT by South (Unusual) would show 5 Hearts and 5 Clubs

With this auction we get to be even more specific and show both our 5 card suits specifically.





The **Unusual 2NT** bid will always show the **two lowest ranking unbid suits**.

WEST NORTH EAST nycpro

1♥

WEST

nycpro

TH EAST nycpro

2♥

obot



RAISING IN COMPETITION



S  nycpro



5+

RAISING WITH GOOD HANDS

& BAD HANDS

CUE BID

10+ Points

&

Min. 8 card fit

SINGLE RAISE:

6 – 9 points
minimum 8 card fit

JUMP RAISE TO 3 LEVEL:

less than 7 points
minimum 9 card fit

JUMP RAISE TO 4 LEVEL:

less than 10 points
10+ card fit

RAISING WITH GOOD HANDS

WEST	NORTH	EAST	nycpro
	1♥	1♠	

obot

E

CUE BID

A 4 A 8 7 4 J 10 6 3 2 7 4

♠ ♠ ♥ ♥ ♥ ♥ ♣ ♣ ♣ ♣ ♣ ♦ ♦

S nycpro 5+

WEST	NORTH	EAST	nycpro
	1♠	3♦	

obot

E

CUE BID

A Q 10 3 A 8 5 3 2 A 10 3 3

♠ ♠ ♠ ♠ ♥ ♥ ♥ ♥ ♥ ♣ ♣ ♣ ♦

S nycpro 5+

RAISING WITH BAD HANDS

SINGLE RAISE

WEST	NORTH	EAST	nycpro
	1♠	2♦	

obot E

Q82A853954276
♠♠♠♥♥♥♥♣♣♣♣♦♦

S ♀ nycpro 5+

JUMP RAISE

WEST	NORTH	EAST	nycpro
	1♠	2♦	

obot E

6432KQ107107432
♠♠♠♠♥♥♥♥♣♣♣♣♦

S ♀ nycpro 5+

JUMP TO 4

WEST	NORTH	EAST	nycpro
	1♠	Pass	

obot E

75432QJ83Q848
♠♠♠♠♥♥♥♥♣♣♣♣♦

S ♀ nycpro 5+