

Failure to Stop Drills

by Matt Schlueter



In Personal Protection and Law Enforcement circles we talk about and practice a drill to stop assailants who are not fazed or stopped by hits to center mass. In some circles it is called a "Failure to Stop Drill", "Body Armor Drill", and the "Mozambique Drill"

If a citizen was faced with an assailant who has not stopped their actions putting you into "imminent fear of great bodily injury or death" after they received several rounds to center mass. Have you considered this scenario in your personal safety planning?

First let's address why the first several rounds may have failed to stop the assailant:

- The rounds may have missed completely.
- The rounds may have not hit part of a "Major Bone Structure" "Vital organs" or "Central Nervous System" to immobilize the attacker.
- The assailant may be on drugs or alcohol slowing their reactions to any pain stimulus.
- The assailant may be suffering from a medical condition that does not allow them to feel pain.
- The assailant may be wearing body armor.

If the first rounds fired in self-defense are not effective then you may want to consider using a "Failure to Stop Drill".

To practice this drill the shooter should be starting from the ready gun position. The reason to start from this position is to replicate the shooter has all ready fired shots aimed at center mass that have failed to stop the assailant's actions.

From the ready gun position:

1. The shooter would engage the target with two rounds to center mass.
2. Followed by another shot precision shot aimed at the center mass of the head portion of the target.

In the event this drill fails to stop the assailant's actions that are putting you in "imminent fear of great bodily injury or death". An alternative failure to stop drill is:

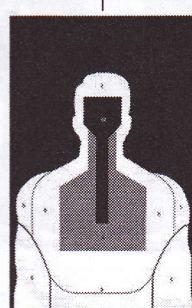
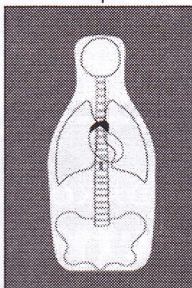

1. The shooter would engage the target with two rounds center mass.
2. Followed by another shot precision shot aimed at the center of the pelvic bowl portion of the target.

Why would the first failure to stop drill fail to stop the attacker? The head is a hard target to hit under stress. Most law enforcement statistics report accuracy by officers in actual shootings drops significantly due to the several factors during the incidents. Some of these factors include:

- The officer and attackers are moving at the time the shots are fired.
- The officer is experiencing a large amount of stress in addition to their body adding adrenaline to their system. The body does this as part of its survival mechanism.

How can you train to handle the adverse effects of stress? This is one part of personal protection training people often do not practice. Ways to train to shoot under stress are:

- Practice your drills with the "Handgun/Holster System"



you would be carrying for personal protection.

- Firing your shooting drills under time limits imposed by a shot timer.
- To have people behind you yelling at you. (Please remember for safety purposes these people should not touch or push the shooter during this activity.)
- Doing pushups prior to firing your shooting drill under time limits imposed by a shot timer.

In closing always practice all the rules of gun safety when practicing your self-defense drills. If you have any doubts about training for shooting under stress on your own or with friends seek out a certified instructor who is trained in teaching Personal Protection Classes. With some instructors it may be possible to attend a skills only training session on the range at a reduced cost vs. attending an entire class if this is what you desire. This is a service I offer with our NON-NRA Defensive Pistol Classes. 🍷

Matt Schlueter is a retired Deputy Sheriff from South Dakota with over 19 years of combined experience in corrections and law enforcement, and held the position of Firearms Instructor and DARE officer with the Sheriffs Office he worked at till his retirement. He is also a NRA Certified Pistol Instructor, and owner/chief instructor of Schlueter Firearms Instruction. Matt's goal is to provide the best information possible for those who want to further their knowledge and skills in shooting handguns. Matt's goals also include providing the best training courses possible for students who attended courses he is offering. For those wishing to contact him please visit his website at \t "_blank" www.learn2shoot.com, or you can join him on Facebook at \t "_blank" www.facebook.com/SchlueterFirearmsInstruction.

WANTED



hunters of all kinds!

Large selection of SHOTGUNS and RIFLES!!!

Jewelry • Stereos • Tools
Musical Instruments • TVs, etc....

Cash loans
on almost
anything
of value!



PAWN
INC.

**BUY
SELL
TRADE**

2407 West 12th Street • Sioux Falls • 605-334-4123