



# Courthouse Quilters Guild Newsletter

October, 2019

Vol. 31 - 5

**Workshop 10AM - 4 PM**

Judy Langille

Creating Original Cloth

Please see the Materials list on the next page.

**5:30 PM**

Pre-vote discussion period

**6:30 PM**

Judy Langille - Evolution of a Quilt Artist



# Creating Original Cloth

## Judy Langille

Create beautiful fabric of your own design using a variety of printing, painting and surface techniques. Begin the course by using a thermal image machine to create precise and detailed screen images that you will print. Proceed to paint, monoprint and stamp on the material followed by using dyes, discharge agents and glue. These fabrics can be used as original cloth or can be combined with fusing techniques to create a collage or quilt. All levels.

### Materials list

Rubber gloves, apron

Plastic from dry cleaning bags or light weight plastic to wrap fabric in to take it home

Freezer Paper- sold at grocery stores – you can share with others

Seam Ripper \*\*\*\*\* sold at sewing store

Scissors for paper.

T-pins for pinning work down, straight pins will work.

Fabric- can be 100% cotton, silk or rayon that is prepared for dying- a yard or two.

Blank silkscreen frame- at least 12” x 18”- but can be bigger, if you have one.

Paper towels or old hand towels for cleaning up.

\*\*Padding for your work table, something that can be pinned into like flannel,,thick plastic for insulating floor, foam core or insulation board works well.

Material Fee- \$10 for dyes and chemicals

**I will have cotton fabric for sale for approximately \$8 a yard.  
I will also have silk scarves available if you want them. They are approximately \$12**

# Program Calendar 2019

## October 13

Judy Langille

Workshop 10 am - 4 pm: Creating Original Cloth (Class Fee: \$40)

Evening: "Evolution of a Quilt Artist"

## November 10


Workshop 12 - 4 pm: Charity Sew

Evening: 2020 Program Presentation and UFO Auction

## December 8

Workshop: Cozy sew

Evening: Holiday Party



# Presidents Letter

Hello, Quilters,

Please be sure to read the email and attachments sent to you regarding the issues to be decided by the membership. We will be discussing these issues beginning at 5:30 – one hour before our regular meeting – on Sunday, October 13 with a vote to follow at 6:30.

I was sorry to miss the Mancuso show at Oaks this year but was delighted to see the photos of our challenge quilts on our Facebook page. Thanks, Al. They looked great! Congratulations to all. If you haven't visited our page, you'll find it at Courthouse Quilters Guild Group.



When we voted to create Women's Suffrage quilts for the Lebanon Township Museum, December seemed far away. Now I feel it racing toward us. Our quilts are due at our meeting on December 8 and will be on display for the month of February 2020. I had better get going! You, too. Don't miss this chance to share a quilt with our local community. You'll find everything you need to know in the article in this newsletter.

Best wishes to you all,  
Ellen

## Sunshine and Shadows

If you know of anyone who could use a little cheering up, please contact the Corresponding Secretary, Claire Coakley. She will send them a card on behalf of the Guild.



# Featured Member



Kerry Cogen started quilting on a whim when she was in graduate school in the late 1980's. There was a quilt store in her neighborhood in Berkeley, California, so she signed up for a class...to make an Ocean Waves quilt! Finding herself a bit in over her head in the waves, she set that quilt aside and made what she describes as an “ugly” flannel quilt, a log cabin, and other basic quilts.

When she pulled out the Ocean Waves quilt some time later, she decided to use it as a wedding gift for her older sister. The quilt was king-sized, and she hand quilted it, so, in fact, it became a fifth anniversary gift. Sadly, the quilt was lost in a house fire.

On the day of house fire, feeling terrible about the loss of her sister's home – and her quilt, Kerry went to Budding Star and got fabric for another Ocean Waves quilt for her sister. This one took ten years to finish as she raised her three children. During this time, she joined Courthouse Quilters but left after two years when she felt that she just couldn't give enough time to quilting or to the group.

Now that her youngest son has graduated from college and started his first job, she has found time for quilting in her empty nest. She loves to try new things and finds that she is evolving toward more Intricate patterns.



A chemist, she enjoys working with kits, seeing how complicated patterns are constructed, and recognizing the “engineering” side of quilting. She still appreciates traditional blocks but loves learning new techniques.

Having spent years making two quilts for her older sister, Kerry felt that she had short-changed her younger two sisters, but she had a plan. Every year the four sisters meet in a different city, and this year was in Bend, Oregon. The trip was scheduled so that they could go to the quilt show in Sisters. Without telling her sisters, Kerry made and entered two quilts in the show. As her sisters saw them hanging there, she let them know that she had made the quilts for them.



When she isn't working or sewing, Kerry loves to cook. Her husband is a musician, and she enjoys going to his gigs and listening to jazz.

## A Courthouse Quilters Exhibit at the Lebanon Township Museum

At our May meeting, the membership approved an invitation from the Lebanon Township Museum to create an exhibit of quilts celebrating the 100<sup>th</sup> anniversary of Women's Suffrage in the United States. In 1920, the U.S. passed the 19<sup>th</sup> Amendment giving women the right to vote. New Jersey passed the amendment in February 1920, so the museum curator would like to display our quilts for the month of February 2020.

Here are the details:

- Quilts will be displayed at the museum for the month of February 2020.
- Maximum size: 48"x48", no minimum.
- Not a competition. All quilts must be completed by the guild meeting on December 8, 2019. They will be shared in the Show & Tell at that meeting.
- You may make as many as you like, but put them in priority order.



There are many sources of inspiration for making a quilt with the suffrage theme.

- You might chose to focus on color. Gold was chosen as the color to represent Women's Suffrage. Shades range from buttercup to cheddar.
- You might chose to make one or more of the many blocks that were created to represent Women's Suffrage.
- You might chose to look through old photos of the suffragettes and print them on fabric or recreate them in fabric.
- You might chose to use a slogan from the time.



- You might chose an art deco theme – very popular 100 years ago.
- Of course, you may already be inspired and have something in mind.

Here are some websites that may be of interest:

- Grandmother's Choice is a blog from 2012. Each blog post suggests a block that represents some aspect of rights for women. This is a link to the first block. You can continue through the blocks – 49 in all. <http://grandmotherschoice.blogspot.com/2012/09/1-grandmothers-choice.html>
- This is a pinterest site with a large number of Women's Suffrage related quilt blocks and ideas: <https://www.pinterest.com/grammy12482/quilts-votes-for-women/?lp=true>
- This pinterest site is filled with posters from the campaign for Women's Suffrage. [https://www.pinterest.com/search/pins/?rs=ac&len=2&q=womens%20suffrage%20posters&eq=womens%20suffrage&etslf=5169&term\\_meta\[\]=womens%7Cautocomplete%7C1&term\\_meta\[\]=suffrage%7Cautocomplete%7C1&term\\_meta\[\]=posters%7Cautocomplete%7C1](https://www.pinterest.com/search/pins/?rs=ac&len=2&q=womens%20suffrage%20posters&eq=womens%20suffrage&etslf=5169&term_meta[]=womens%7Cautocomplete%7C1&term_meta[]=suffrage%7Cautocomplete%7C1&term_meta[]=posters%7Cautocomplete%7C1)
- Here is a quilt from the American Folk Art Museum that was made to support Women's Suffrage. <https://thequiltshow.com/daily-blog/142-newsletter/25125-a-woman-s-suffrage-quilt>



Questions or Comments? Contact Ellen Heath, [ell-heath@gmail.com](mailto:ell-heath@gmail.com) 551-427-7153

---

BRING YOUR FRIENDS!

## PENNSYLVANIA SHOP HOP

Saturday, October 19, 2019

8:00am - 7:00pm

Tickets: \$25 for members  
\$30 non-members

Join your CHQ friends on this chartered bus trip to Intercourse, PA.

### Itinerary:

Leave Darcy Lodge at 8:00am, enjoy a continental breakfast on board.  
Arrive by 10:00am. Shop along Old Philadelphia Pike, with door to door service provided.

Lunch at Millers restaurant, then visit another store or two.  
Leave Intercourse by 5:30pm, and enjoy a snack on the ride back.  
Arrive Darcy Lodge by 7:00pm.

SIGN UP TODAY!!

Questions or to sign up: contact Camille

E: [camquinton@gmail.com](mailto:camquinton@gmail.com)

Mail your check (\$25 payable to CHQ) to:

Camille Quinton, CHQ Membership Chair, 21 Lexington Drive, Pennington,  
NJ 08534

OR bring to the next meeting.

---

## HELP AND VEHICLE NEEDED TO MOVE SHOW SUPPLIES

We have been informed that the fire marshal has said that the basement at Darcy Lodge must be emptied. Marla Knappe has generously offered her garage loft for storage of the poles and signs for our quilt show. Now, we need to get those moved and need a vehicle that can handle long poles as well as a few people strong enough to carry them up to the loft. Please let me know if you can help.




# August 2019





# September Workshop with Jackie Gauker





# September Show and Tell









# ANNOUNCEMENTS

We are currently booking a retreat for the weekend of August 8/27 though 8/30/2020 at Cocalico Quilter's Inn. The cost is \$60 per night plus 1/10th of the \$175 cleaning fee, or \$17.50 per person. For those of you who have not been there before you can view the facility at [www.cocalico-quiltersinn.com](http://www.cocalico-quiltersinn.com). The rooms have Jack and Jill bathrooms, A deposit of \$60 is required to hold your spot with the remainder due in mid-July.

The sewing room is well lit and has windows on two sides making it very bright. Each attendee get an 8' table for themselves and there are separate ironing and cutting stations in the room. The kitchen is extremely well stocked and the outdoor area is idyllic. The retreat house is less than a mile from Burkholder's Fabric, the largest quilt shop in Lancaster County.

Please feel free to call me with your questions at 609-896-4227.

The retreat is also open to non-members of the guild if you have a friend needing a few days of sewing without the responsibilities of home. Come join the fun.

Stephanie

---

## **CHANGE IN PAYMENT TO OUR MEMBERS WHO RUN WORKSHOPS OR MAKE EVENING PRESENTATIONS**

At the Board meeting on September 8, the Board voted to raise the payment for our members who run workshops or make evening presentations. Here is the text of the change to our Standing Rules: "Any Member of the Guild that is contracted to teach/lecture a workshop shall be paid at the current hourly rate of 50.00/hour set by the Board. Any Member of the Guild that is contracted to give an evening lecture shall be paid 75.00 for the event." The previous payment was \$25 per hour for both workshops and lectures.

# “Airing of the Quilts”

Free Outdoor Quilt Show in Lambertville, NJ

SUNDAY, October 20th, 2019 (rain or shine)

Time: 10 am – 5 pm

I’m looking for quilts for “Airing of the Quilts” 2019 show...  
please contact Cathiegiambalvo@comcast.net or 609-558-7228, if you’d like  
you quilt(s) to be in the show.

Quilts will be hung around town; on neighboring porches, fences, chairs  
and railings in Lambertville.

The success of this free quilt show depends on community participation,  
the number of quilts on display will directly relate to neighbors/quilters  
who want to participate. “Airing of the Quilts” this scheduled for the same  
day as the Lambertville House Tour. For more information on house tour  
go to <https://lambertvillehistoricalsociety.org>.

**Sew-er's Retreat    Thursday - Sunday                    January 23-26, 2019**

Quilters, Garment sewers, Knitters, etc. all welcome.

**Location ---St. Francis Retreathouse ([www.stfrancisretreathouse.org](http://www.stfrancisretreathouse.org)) 3918 Chipman Road, Easton, PA**

**Treat yourself to a winter get-away - private room, private bath, and 9 meals. Large 2000 sq ft. well lit sewing room with window wall and adjacent courtyard. 6 foot table all to yourself. Bedrooms, dining and sewing room in connecting wings, elevators available. Local fabric stores. You may arrive at 11am on Thursday and leave after lunch on Sunday around 2 pm. Included in price is lodging, 3 meals per day, and coffee/tea service available from 7am to 10pm.... And, of course, any snacks we bring to share. Alcohol is permitted. **Bring UFO's or start a new project, there are always other participants to assist you, whether it's quilts or garments.****

**Private Room, private Bath. \$300 ( 3 nights, 9 meals); or \$210 (2 nights, 6 meals) Non refundable deposit of \$30.00 will hold your place . Please send now we are filling up. Total amount due Jan 3rd 2020 or send total now to assure a space and the room you prefer.Our policy is a first come, first serve basis for specific room preferences.**

**Contacts -Linda Allen 659 County Road 579, Pittstown, NJ 08867 Phone [908-735-4738](tel:908-735-4738) e-mail [edlinallen@comcast.net](mailto:edlinallen@comcast.net). **Make check to Linda Allen****

**Claire Rohloff - 383 Bloomsbury Rd. Bloomsbury, NJ 08804 Phone 908-479-6599 e-mail [cmrdomehs@embarqmail.com](mailto:cmrdomehs@embarqmail.com)**

**Send to Linda Allen - 659 County Road 579 , Pittstown, NJ 08867**

---

### **Sew-er's Retreat Registration Form**

**Name** \_\_\_\_\_

**Street Address** \_\_\_\_\_

**City, State & Zip** \_\_\_\_\_

**Phone** \_\_\_\_\_

**e-mail** \_\_\_\_\_

**Check below Room type**

**3 nights (private room, private bath 9 meals) \$300** \_\_\_\_\_

**2 nights (private room/ private bath - 6 meals) \$210** \_\_\_\_\_

**Thurs-Fri nights** \_\_\_\_ **Fri-Sat nights** \_\_\_\_\_

**Non-refundable deposit enclosed \$30** \_\_\_\_\_ **Balance due Jan 3<sup>rd</sup>, 2020**

**or send Full Payment now** \_\_\_\_\_

**Check if you have a particular meal requirement: Gluten Free** \_\_\_\_\_ **Vegetarian** \_\_\_\_\_



## REQUEST FOR HELP

The curator at the Lebanon Township Museum is looking for a good easy way to make sashes (the kind suffragettes would wear to a march). If you have any suggestions or are willing to work with her, please contact Ellen Heath at [ellheath@gmail.com](mailto:ellheath@gmail.com). I will connect you with her.



Check our website for the latest workshops and supply lists, meeting news, cancellations, forms, inclement weather announcements, and just general information about the guild.

[www.courthousequilters.org](http://www.courthousequilters.org)

For a complete listing of the holdings in the guild library, go to:

[www.librarything.com/catalog/CourthouseQuilters](http://www.librarything.com/catalog/CourthouseQuilters)

And don't forget to "friend" the guild on Facebook. Search for "Courthouse Quilters" and "like" us. We'll like you back!

The deadline for the newsletter is the Sunday following a meeting, at the stroke of midnight!

Exceptions are May and Show-year Octobers with a deadline of the Wednesday after a meeting.

For the even numbered months newsletter send all of your articles news, photos and other newsworthy items to Al  
For the odd numbered months send your information to Ellen.

## Courthouse Quilters Guild Board

President - Ellen Heath

First Vice President – Stephanie Greenberg

Second Vice President—Cass Garner

Recording Secretary - Patricia Crowell

Corresponding Secretary - Claire Coakley

Treasurer - Andrea Cavallaro

Charity Quilting - Jude McCormick

Circulation - Stephanie Greenberg

Historian - Alice Sprenger

Hospitality - Cathie Giambalvo, Carol Esch, Brielle Cordingley, Jill Ferrari

Librarian - Patty Gertz

Licensing - Joanne Gardner

Membership - Camille Quinton

Newsletter –Al Accettola

Photographer - Al Accettola

Publicity - Joan Lasota

Quilt Show – Camille Quinton

Raffle Quilt Design and Creation Brielle Cordingley and Jude McCormick

Web Presence - Cathie Giambalvo & Alice Marcy

## Hospitality

Thank you to Jill Ferrari, Alice Sprenger, Nicky Wallis, Jude McCormic, and Cass Garner for the great treats that they brought to the meeting.

---

## Members on Display

Carol Esch's ADD Hexagon Quilt has been accepted to Rocky Mountain Quilt Festival in Golden, Colorado for their fall show. If you are near Denver please visit the museum. There are always wonderful displays and they even have a gift shop!

---



+++++


**CHQ  
30<sup>th</sup> Anniversary  
Needle Nanny**



limited edition,  
custom designed for CHQ

magnetic to hold needles --  
loop for glasses or attach a scissor

\$10 members  
\$12 non members



**Courthouse Quilters  
203 Main Street, Suite 182  
Flemington, NJ 08822**