

OVER 45,000

- * Designed from in house testing for performance.
- * Exclusively offered at R.E. Skillings Supplies Inc.
- * Easier on guard wear.
- * Performs better in wheat and soybeans.
- * Made in the USA.




MAC DON 4398SK2
\$ 2.00 EA.



SCH 4498SK2
\$ 2.10 EA.



JD (600 SERIES) 8531SK2
\$ 3.00 EA.



PART #	TO FIT	PRICE
S20-8531	JOHN DEERE 600 SERIES	\$ 3.00 EA.
S20-8452	JOHN DEERE 200-900 SER.	\$ 2.00 EA.
S20-8498	SCH CUTTER BAR	\$ 2.20 EA.
S20-8268	CASE IH, NEW HOLLAND	\$ 2.00 EA.
S20-8549	CASE IH 3020/ NH 74C	\$ 2.10 EA.
S20-8517	CAT LEXION	\$ 2.10 EA.
S20-8398	MAC DON (CHROME)	\$ 2.10 EA.





- * Serrated Teeth Allows More Cutting Surface.
- * Stays Sharper Longer.
- * Lasts Longer.
- * .116" THICK

Please Call For Availability.
PRICES SUBJECT TO CHANGE WITHOUT NOTICE!



SICKLE PARTS TO FIT JOHN DEERE 200-900 HEADS

PART #	DESCRIPTION	PRICE EA.
S20 4452	7 TPI COARSE SECTION USA	\$ 1.80
S20 8452	TIGER SHARK SECTION USA	\$ 2.00
798-G240	2 PRONG GUARD	\$ 9.50 SALE
798-G340	3 PRONG GUARD	\$ 20.95
WN-H153157	6" WEAR PLATE	\$ 2.95
WN-H127801	CAST HOLD DOWN	\$ 4.75
WN-H98780	WOBBLE DRIVE ADAPTER	\$ 36.95
DCH88225	REINFORCING STRAP	\$ 28.95
RSP052094-SI	KNIFE DRIVE HEAD	\$ 112.00
KDC55	50 CT. SECTION BOLTS AND NUTS 1 1/16"	\$ 14.95
KDC5501	25 CT. 1" HEAD BOLTS AND NUTS	\$ 14.95
H202647	918-925 DRIVE BELT (N110085)	\$ 57.95
H138762	200 SER. HEADER DRIVE BELT	\$ 57.50
SA215	215 / 915 *SICKLE ASSEMBLY (1PC)	\$ 355.00
SA216	216 * SICKLE ASSEMBLY (1PC)	\$ 365.00
SA218	218 / 918 *SICKLE ASSEMBLY (1PC)	\$ 429.00
SA220	220 / 920 *SICKLE ASSEMBLY (1PC)	\$ 455.00
SA222	222 / 922 *SICKLE ASSEMBLY (1PC)	\$ 510.00
SA224	224 / 924 *SICKLE ASSEMBLY (1PC)	\$ 575.00
SA925	925 *SICKLE ASSEMBLY (1PC)	\$ 585.00
SA930	930 *SICKLE ASSEMBLY (2PC)	\$ 605.00
215/915KIT	15' COMPLETE SICKLE KIT	\$945.00/960.00
220/920KIT	20' COMPLETE SICKLE KIT	\$1160.00
222/922KIT	22' COMPLETE SICKLE KIT	\$1260.00
925KIT	25' COMPLETE SICKLE KIT	\$1370.00
930KIT	30' COMPLETE SICKLE KIT	\$1560.00
S356038	20' 6" X 2 1/16" KNIFE BACK	\$ 135.00
P205318-1K	Poly 1 Finger Kit W/ Guide	\$ 14.50
P205318	Poly Auger Finger Only	\$ 9.95
P162662	STEEL AUGER FINGER (H102724)	\$ 8.50
AH171884	STEEL AUGER FINGER BEARING	\$ 9.00
ASJE99150	15' GREEN SKID PLATE KIT	\$ 445.00 SALE
ASJE99155	15.5' GREEN SKID PLATE KIT (915)	\$ 460.00 SALE
ASJ99150	15' YELLOW SKID PLATE KIT	\$ 550.00 SALE
ASJE99160	16' GREEN SKID PLATE KIT	\$ 460.00 SALE
ASJ99180	18' YELLOW SKID PLATE KIT	\$ 615.00 SALE
ASJE99200	*20' GREEN SKID PLATE KIT	\$ 565.00 SALE
ASJ99200	*20' YELLOW SKID PLATE KIT	\$ 670.00 SALE
ASJ99220	*22' YELLOW SKID PLATE KIT	\$ 735.00 SALE
ASJE99250	*25' GREEN SKID PLATE KIT	\$ 690.00 SALE
ASJ99250	*25' YELLOW SKID PLATE KIT	\$ 825.00 SALE
ASJE99300	*30' GREEN SKID PLATE KIT	\$ 750.00 SALE
ASJ99300	*30' YELLOW SKID PLATE KIT	\$ 955.00 SALE
P153175	4.5" Reel Finger HCC	\$ 2.75
P153175R	RH 4.5" FINGER HCC	\$ 3.00
P153175L	LH 4.5" FINGER HCC	\$ 3.00
P153176	6" Reel Finger HCC	\$ 3.30
P153176N	NON WING 6" FINGER HCC	\$ 4.00
P153176R	RH 6" FINGER HCC	\$ 4.00
P153176L	LH 6" FINGER HCC	\$ 4.00
GF1038-A	Wood Bat Reel Finger Poly	\$ 1.90
GF1238	Tear Drop Reel Finger	\$ 1.90
P40200	Reel Bearing 200-Early 900	\$ 4.75
P175727K	Reel Bearing Kit Late 900	\$ 4.00



900 SERIES WOBBLE BOX
(LESS MOUNT AND PULLEY)
WN-AE41481

\$ 875 SALE




SICKLE PARTS TO FIT JOHN DEERE 600F HEADS

Please Call For Availability.
PRICES SUBJECT TO CHANGE WITHOUT NOTICE!



PART #	DESCRIPTION	PRICE EA.
S20 4531	XTRA COARSE SECTION	\$ 2.65
S20 8531SK	TIGER SHARK SECTION	\$ 3.00
S20 8531SK2	SKILLKUT SECTION (PLATED)	\$ 3.00
H215064	LONG / SHORT COARSE SECTION (SOLD IN 25 CT)	\$ 3.35
610DH	LONG-SHORT-LONG GUARD (EXTENDED WEAR)	\$ 21.00
615DH	SHORT-LONG-SHORT GUARD (EXTENDED WEAR)	\$ 21.00
BU 620	CAST ADJUSTABLE HOLD DOWN	\$ 6.75
BU 625	HIGH ADJUSTABLE HOLD DOWN	\$ 7.95
K8007901-C	M6X1.0X16 OVAL SECTION BOLT PACK	\$ 26.95
B55-0076D	M6X20 OVAL HEAD BOLT (10 CT.)	\$ 16.95
A-AH202628	SPLICE KIT OVAL HOLE	\$ 35.95
DCAH220051	KNIFE DRIVE HEAD	\$ 112.00
1210-17528	7' SPRING STEELREINFORCING STRAP	\$ 45.00
SA625	*2 PC. SICKLE ASSEMBLY(77)	\$ 795.00 SALE
SA630	*2 PC. SICKLE ASSEMBLY(90.5)	\$ 925.00 SALE
SA635	*2 PC. SICKLE ASSEMBLY(105.5)	\$ 1050.00 SALE
S356653	15' KNIFE BACK ONLY (OVAL)	\$ 159.00
S356652	20'2" KNIFE BACK ONLY (OVAL)	\$ 189.00
ASJ60250	25' YELLOW SKID PLATE KIT	\$ 485.00 SALE
ASJ60300	30' YELLOW SKID PLATE KIT	\$ 570.00 SALE
ASJ60350	35' YELLOW SKID PLATE KIT	\$ 665.00 SALE
ASJ60R350	35' YELLOW RAISED CUT SKID KIT	\$ 860.00 SALE
P869K	POLY Auger Finger Kit	\$ 14.50
P869	POLY Auger Finger Only	\$ 8.95
AH171602	AUGER FINGER BEARING	\$ 7.50
H220884	HEADER DRIVE BELT	\$ 57.95



PARTS TO FIT JOHN DEERE 600FD DRAPER HEADS

*SICKLE DOES NOT INCLUDE DRIVE HEAD!
PRICES SUBJECT TO CHANGE WITHOUT NOTICE!

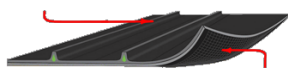


PART #	DESCRIPTION	PRICE EA.
S20 8531SK	TIGER SHARK SECTION	\$ 3.00
S20 8531SK2	SKILLKUT SECTION (CHROME)	\$ 3.00
H226352	CENTER OVERLAP SECTION	\$ 6.95
BU 620	CAST ADJUSTABLE HOLD DOWN	\$ 6.95
BU 625	HIGH ADJUSTABLE HOLD DOWN	\$ 7.95
DC231842	KNIFE HEAD DRAPER ONLY	\$ 119.00
SCPO12543	KNIFE HEAD NYLON BUSHING	\$ 9.50
491-24816	BEARING ASSEMBLY FOR KNIFE HEAD	\$ 99.00 SALE
WN-KXE10423	DRAPER REEL FINGER (2016>)	\$ 4.55
MW83836	DRAPER PADDLE TINE FOR REEL (2016>)	\$ 8.50 SALE
610DH	LONG-SHORT-LONG GUARD (EXTENDED WEAR)	\$ 21.00
615DH	SHORT-LONG-SHORT GUARD (EXTENDED WEAR)	\$ 21.00
BU28172	DOUBLE DRIVE LOWER CENTER GUARD LH (1 REQ)	\$ 32.95
BU29625	DOUBLE DRIVE LOWER CENTER GUARD RH (1 REQ)	\$ 32.95
BU326928	DOUBLE DRIVE UPPER CENTER GUARD	\$ 24.95
BU328526	SINGLE PRONG RH END GUARD	\$ 16.95
SA630DD	*2 PC. SICKLE ASSEMBLY LESS OVERLAP STRAP	\$ 1052.00
SA635DD	*2 PC. SICKLE ASSEMBLY LESS OVERLAP STRAP	\$ 1225.00
SA640DD	*2 PC. SICKLE ASSEMBLY LESS OVERLAP STRAP	\$ 1395.00
SA645DD	*2 PC. SICKLE ASSEMBLY LESS OVERLAP STRAP	\$ 1595.00
ASJ60FD350	635 DOUBLE DRIVE SKID SET (2012-14)	\$ 740.00 SALE
ASJ60FD2350	635 DOUBLE DRIVE SKID SET (2015)	\$ 740.00 SALE
ASJ60FD3350	635 DOUBLE DRIVE SKID SET (2016+) 3/8"	\$ 899.00 SALE
ASJ60FD400	640 DOUBLE DRIVE SKID SET (2012-14)	\$ 840.00 SALE
ASJ60FD2400	640 DOUBLE DRIVE SKID SET (2015)	\$ 840.00 SALE
ASJ60FD3400	640 DOUBLE DRIVE SKID SET (2016+) 3/8"	\$ 960.00 SALE
ASJ60FD3450HD	645/745FD 3/8" HD KIT	\$ 1115.00 SALE
APJ60FD408	CLEANOUT CENTER PLATE 31" X 63.5" (2012-15)	\$ 275.00 SALE
APJ60FD477	CLEANOUT CENTER PLATE 33.25" X 73" (2016>)	\$ 345.00 SALE
WN-HXE10959	REINFORCED SKID PLATE (10 3/4" X 5 7/8") (2016)>	\$ 22.00
AXE35348	IN & OUT 635FD (SN <785000) L & R DRAPER BELT (4)	\$ 1595 SALE
AXE36550	IN & OUT 635FD (SN 785000) L & R DRAPER BELT (4)	\$ 1490 SALE
AXE35348	640FD (SN <785000) L & R DRAPER BELT (2)	\$ 1595 SALE
AXE36550	OUTER 640FD (SN 785000) L & R DRAPER BELT (2)	\$ 1490 SALE
AXE35349	640FD (SN <785000) L & R DRAPER BELT (2)	\$ 1775 SALE
AXE36551	INNER 640FD (SN 785000) L & R DRAPER BELT (2)	\$ 1889 SALE
AXE17364	635-640FD (SN 740635-78499) CENTER BELT	\$ 725 SALE
HXE49231	635-640FD (SN 785000) CENTER BELT	\$ 825 SALE



1 Piece Knife Backs (Oval Hole)
S35-6650 LH 20'- \$ 178 EACH
S35-6651 RH 20'- \$ 220 EACH

AH226571
OVERLAP STRAP W/ SECTIONS
\$ 78.95 SALE



COMPLETE SICKLES W/ SECTIONS



MODEL	PART #	DESCRIPTION	PRICE EA.
JD 213	SA213	JOHN DEERE 13'	\$ 330.00
JD 215/915	SA215	JOHN DEERE 15'	\$ 355.00
JD 216	SA216	JOHN DEERE 16'	\$ 365.00
JD 218/918	SA218	JOHN DEERE 18'	\$ 429.00
JD 220/920	SA220	JOHN DEERE 20'	\$ 475.00
JD 922	SA222	JOHN DEERE 22'	\$ 510.00
JD 925	SA925	JOHN DEERE 25'	\$ 585.00
JD 930	SA930	JD 30' (2 PC.)	\$ 605.00
JD 625F	SA625	JD 25'(77)	\$ 795.00 SALE
JD 630F	SA630	JD 30' (2 PC.)(90.5)	\$ 925.00 SALE
JD 635F	SA635	JD 35'(2PC.)(105.5)	\$ 1050.00 SALE
JD FD 635FD	SA635DD	JD 35' DOUBLE DRIVE RH & LH SICKLES (1PC.)	\$ 1225 SALE
JD FD 640FD	SA640DD	JD 40' DOUBLE DRIVE RH & LH SICKLES (1PC.)	\$ 1395 SALE
JD FD 645FD	SA645DD	JD 45' DOUBLE DRIVE RH & LH SICKLES (1PC.)	\$ 1595 SALE
CIH 820	SAC82015	CIH 15'	\$ 390.00
CIH 1020	SAC15	CIH 15'	\$ 380.00
CIH 1020	SAC175	CIH 17.5'	\$ 435.00
CIH 1020	SAC20	CIH 20'	\$ 475.00
CIH 1020	SAC225	CIH 22.5'	\$ 540.00
CIH 1020/ 2020	SAC25	CIH 25'	\$ 590.00
CIH 1020/ 2020	SAC30	CIH 30' (2PC.)	\$ 645.00
MAC DON	SAMD30	SINGLE DRIVE 30' (2PC.)	\$ 640.00
MAC DON	SAMD35	SINGLE DRIVE 35' (2PC.)	\$ 680.00
MAC DON	SAMD40	SINGLE DRIVE 40' (2PC.)	\$ 780.00
MAC DON	SAMD35DD	DOUBLE DRIVE 35' (2PC.)	\$ 880.00
MAC DON	SAMD40DD	DOUBLE DRIVE 40' (2PC.)	\$ 940.00
MAC DON	SAM45DD	DOUBLE DRIVE 45' (2PC.)	\$ 995.00
MAC DON	SAMD30-6MM	SINGLE DRIVE 30' 2 PC. 6MM BOLTS	\$ 720.00
MAC DON	SAMD35-6MM	SINGLE DRIVE 35' 2 PC. 6MM BOLTS	\$ 795.00
MAC DON	SAMD40-6MM	SINGLE DRIVE 40' 2 PC. 6MM BOLTS	\$ 860.00

ALL SICKLES COME COMPLETE WITH SECTIONS, BOLTS AND KNIFE BACK. THESE UNITS ARE PRICED **WITHOUT KNIFE HEADS AND**

SICKLE KNIFE BACK MATERIAL

PART #	LENGTH	TO FIT	HOLE SPACING	PRICE EA.
S35-6148	20' 6"	CASE IH/ JD	2 1/16"	\$ 135.00
S35-6555	20' 6"	SCH	2"	\$ 168.00
S35-6653	15'	JD 600	1" OVAL HOLE	\$ 159.00
S35-6650	19' 8"	JD 635-640FD	1" OVAL HOLE (LH DRAPER)	\$ 178.00
S35-6651	19' 8"	JD 635-640FD	1" OVAL HOLE (RH DRAPER)	\$ 220.00
S35-6663	22' 5"	JD 645FD	1" OVAL HOLE (LH DRAPER)	\$ 198.00
S35-6664	22' 5"	JD 645FD	1" OVAL HOLE (RH DRAPER)	\$ 229.00
S35-6652	20' 2"	JD 620-635F	1" OVAL HOLE	\$ 189.00
S35-6660	22' 5"	MAC DON 45' LH	6MM OVAL HOLE 2-1/8"	\$ 169.00
S35-6665	22' 5"	MAC DON 45' RH	6MM OVAL HOLE 2-1/8"	\$ 189.00
S35-6658	19' 11/16"	MAC DON 40' RH	12/24 (2 1/8")	\$ 168.00
S35-6661	20' 6"	MAC DON	12/24 (2 1/8")	\$ 148.00
S35-6556	25' 6"	SCH	2"	\$ 209.00
S35-6138	25' 6"	CASE IH/ JD	2 1/16"	\$ 209.00
S35-6659	25' 6"	CIH 3020/3162	2 1/16"	\$ 209.00



Please Call For Availability.
PRICES SUBJECT TO CHANGE WITHOUT NOTICE!

SICKLE PARTS TO FIT CNH 820-2020 & NH 74C (2020) HEADS




PART #	MODEL	DESCRIPTION	PRICE EA.
S20 3482	820-2020	COARSE SICKLE SECTION	\$ 2.00
S20 8268	820-2020	TIGER SHARK SICKLE SECTION	\$ 2.00
S20 4498	SCH	XTRA COARSE SICKLE SECTION	\$ 2.10
S20 4498SK2	SCH	SKILLKUT SICKLE SECTION	\$ 2.10
10978.04	SCH	OEM COARSE SICKLE SECTION	\$ 2.20
329	820	2 PRONG GUARD	\$ 14.95
289	1020	STUB GUARD	\$ 11.95
299	1020 / 2020	2 PRONG GUARD	\$ 14.50
329	1020	1 ST 3 GUARDS	\$ 14.95
C1307280C3	1020/2020	STANDARD HOLD DOWN	\$ 5.95
SA82015	820	*15' SICKLE ASSEMBLY	\$ 390.00
SAC15	1020	*15' SICKLE ASSEMBLY	\$ 380.00
SA820175	820	*17.5' SICKLE ASSEMBLY	\$ 455.00
SAC175	1020	*17.5' SICKLE ASSEMBLY	\$ 435.00
SA82020	820	*20' SICKLE ASSEMBLY	\$ 480.00
SAC20	1020-2020	*20' SICKLE ASSEMBLY	\$ 475.00
SAC225	1020	*22.5' SICKLE ASSEMBLY	\$ 540.00
SAC25	1020-2020	*25' SICKLE ASSEMBLY	\$ 590.00
SAC30	1020-2020	*30' SICKLE ASSEMBLY (2 PC.)	\$ 645.00
197230SH	820	3" CUT KNIFE HEAD W/ BEARING	\$ 239.00
RSP051520	1020	3" CUT KNIFE HEAD	\$ 139.00 SALE
WN-1313797C2	1020	KNIFE CONNECTOR BLOCK	\$ 49.95
DC848094	2020	DRIVE HEAD	\$ 259 SALE
AH202442	820-2020	SICKLE REPAIR / SPLICE KIT	\$ 29.95
CBS20	1020-2020	20' COMPLETE SICKLE SYSTEM	\$ 1550
CBS25	1020-2020	25' COMPLETE SICKLE SYSTEM	\$ 1925
CBS30	1020-2020	30' COMPLETE SICKLE SYSTEM	\$ 2345
GF1238	820	REEL FINGER	\$ 1.90
P153175	1020-2020	4.5" REEL FINGER HCC	\$ 2.75
P153176	1020-2020	6" REEL FINGER HCC	\$ 3.30
P175727K	1020	REEL BUSHING KIT	\$ 4.00
P9842299	820-1020	REEL BUSHING KIT (TEAR DROP)	\$ 4.00
CF1320699	1020	STEEL AUGER DRUM FINGER	\$ 8.50
A-1308425C1	1020	STEEL FINGER HOLDER	\$ 5.95
A-87620690	1020	AUGER FINGER GUIDE	\$ 3.95
MW 81735	1020	15' SKID PLATE SET	\$ 449 SALE
MW 81737	1020	17.5' SKID PLATE SET	\$ 555 SALE
MW 81738	1020	20' SKID PLATE SET	\$ 605 SALE
MW 81739	1020	22.5' SKID PLATE SET	\$ 659 SALE
MW 81740	1020	25' SKID PLATE SET	\$ 710 SALE
MW 81741	1020	30' SKID PLATE SET	\$ 789 SALE
ARSA	1020	RH SUPPORT SKID PLATE	\$ 115 SALE
ALSA	1020	LH SUPPORT SKIDE PLATE	\$ 127 SALE
WN-1313156C2	1020	CENTER FLOOR SHEET KIT 109" (1 PC)	\$ 405 SALE
WN-1313140C2	1020	20' RIGHT HAND FLOOR SHEET	\$ 300 SALE
WN-1313134C2	1020	20' LEFT HAND FLOOR SHEET	\$ 265 SALE
WN-1313142C2	1020	25' RIGHT HAND FLOOR SHEET	\$ 335 SALE
WN-1313136C2	1020	25' LEFT HAND FLOOR SHEET	\$ 325 SALE
WN-1313143C2	1020	30' RIGHT HAND FLOOR SHEET	\$ 415 SALE
WN-1313137C2	1020	30' LEFT HAND FLOOR SHEET	\$ 455 SALE
CF1313160	1020	TOP RETAINING CLIP FOR FLOOR SHEETS	\$ 8.95
WN-377580A1	1020	MOLDED CENTER SKID PLATE	\$ 11.95
1313570C92	1020	FIELD TRACKER PTO ASSEMBLY	\$ 469.00
A-247428A1	1020	460-500 RPM DRIVE BELT	\$ 32.95




Please Call For Availability.
PRICES SUBJECT TO CHANGE WITHOUT NOTICE!



SICKLE PARTS TO FIT CNH 3020/3162 & NH 880CF



PART #	MODEL	DESCRIPTION	PRICE EA.
S20 3549	3020/3162	XTRA COARSE SICKLE SECTION	\$ 2.00
S20 8549	3020/3162	TIGER SHARK SECTION	\$ 2.00
973	3020/3162	2 PRONG GUARD (DOUBLE HEAT TREAT)	\$ 15.95
974	3020/3162	2 PRONG GUARD (HEAD 4 NEEDED)	\$ 17.95
975	3020/3162	RH END GUARD (SINGLE PRONG)	\$ 20.95
491-457065	3020/3162	ADJUSTABLE HOLD DOWN	\$ 11.95
K920832	3020/3162	6MM X 18MM SECTION BOLT PACK 50 PC	\$ 27.95
H-C45-0051	3020/3162	SECTION CONNECTOR PLATE (20 PC)	\$ 17.95
490-107	3020/3162	SICKLE SPLICE KIT	\$ 59.50
SAC3025	3020	*25' SICKLE ASSEMBLY	\$ 577.00
SAC3030	3020	*30' SICKLE ASSEMBLY (2PC)	\$ 692.00
SAC3035	3020	*35' SICKLE ASSEMBLY (2PC)	\$ 800.00
SAC316235	3162 DRAPER	*35' SICKLE ASSEMBLY (2PC)	\$ 985.00
SAC316240	3162 DRAPER	*40' SICKLE ASSEMBLY (2PC)	\$ 1125.00
P153176	3020	6" REEL FINGER HCC	\$ 3.30
47392794	3162	REEL FINGER	\$ 3.95
ASC7250	3020	25' SKID PLATE KIT	\$ 570 SALE
ASC7300	3020	30' SKID PLATE SET	\$ 669 SALE
ASC7350	3020	35' SKID PLATE SET	\$ 765 SALE
ASC8350	3162	35' SKID PLATE KIT	\$ 819 SALE
ASC8400	3162	40' SKID PLATE KIT	\$ 935 SALE



*SICKLE HEAD NOT INCLUDED!


REPLACEMENT BELTS FOR DRAPER HEADS



MODEL #	SN: #	DEMENSIONS	PART#	LOCATION	# REQUIRED	PRICE EA.
JD 635FD	(<785000)	39.936"X185.40"	AXE 35348	LEFT AND RIGHT	4	\$ 1595 SALE
JD 635FD	(785001>)	39.936"X180"	AXE36550	LEFT AND RIGHT	4	\$ 1490 SALE
JD 735FD/RD35F	-----	39.936"X180"	AXE36558	LEFT AND RIGHT	4	\$ 1495 SALE
JD 630FD	-----	39.936"X430.80"	AXE36429	LEFT AND RIGHT	2	\$ 2295 SALE
JD 640FD	(<785000)	39.936"X185.40"	AXE 35348	LEFT AND RIGHT OUTER	2	\$ 1595 SALE
JD 640FD	(785001>)	39.936"X180"	AXE36550	LEFT AND RIGHT OUTER	2	\$ 1490 SALE
JD 640FD	(<785000)	39.936"X245.40"	AXE35349	LEFT AND RIGHT INNER	2	\$ 1775 SALE
JD 640FD	(785001>)	39.936"X239.75"	AXE36551	LEFT AND RIGHT INNER	2	\$ 1889 SALE
JD 645FD	-----	39.936"X239.75"	AXE36551	LEFT AND RIGHT INNER AND OUTER	4	\$ 1889 SALE
740FD/ RD40F	-----	39.936"X 180"	AXE36558	LEFT AND RIGHT OUTER	2	\$ 1495 SALE
740FD/ RD40F	-----	39.936"X239.75"	AXE36559	LEFT AND RIGHT INNER	2	\$ 1895 SALE
JD 635-640FD	(740635-784999)	58.10"X51.85"	AXE17364	CENTER FEED BELT	1	\$ 725 SALE
JD 635-745FD	(785000>)	69.80"X51.85"	HXE49231	CENTER FEED BELT	1	\$ 825 SALE
JD 635-745FD	(785000>)	69.80"X51.85"	AXE71621	"BEAN SAVER" CENTER FEED BELT	1	\$ 729 SALE
MD 972-974/ CIH 2052-62, NH 84/86C	30'	41.6" X 309"	346022A1	LEFT AND RIGHT	2	\$ 925 SALE
MD 972-974/ CIH 2052-62, NH 84/86C	36'	41.6" X 357"	372311A1-AM	LEFT	1	\$ 1095 SALE
MD 972-974/ CIH 2052-62, NH 84/86C	36'	41.6" X 405"	372312A1	RIGHT	1	\$ 1235 SALE
MD FD70/75, CIH 2162	ALL	78.50"X 63"	87560973	CENTER FEED BELT	1	\$ 675 SALE
MD FD70/75, CIH 2162	30'	41.6" X 277"	47489938	LEFT AND RIGHT	2	\$ 845 SALE
MD FD70/75, CIH 2162	35'	41.6"X337"	87560979	LEFT AND RIGHT	2	\$ 1070 SALE
MD FD70/75, CIH 2162	40'	41.6"X397"	87560980	LEFT AND RIGHT	2	\$ 1185 SALE
MD FD70/75	45'	41.6"X457"	84122227	LEFT AND RIGHT	2	\$ 1385 SALE
MD FD70/75, CIH 2162	ALL OUTER	41.6" X 34"	AMX27266	LEFT AND RIGHT SPLICE REPAIR KIT	1	\$ 249 SALE
CIH 3162 / NH 880CF	ALL	42" X 60.25"	47435658	CENTER FEED BELT	1	\$ 325 SALE
CIH 3162 / NH 880CF	35'	41.6" X 327"	47371567	LEFT AND RIGHT	2	\$ 885 SALE
CIH 3162 / NH 880CF	40'	41.6" X 387"	84487818	LEFT AND RIGHT	2	\$ 930 SALE



Please Call For Availability.
PRICES SUBJECT TO CHANGE WITHOUT NOTICE!





6mm. HD SICKLE FOR MAC DON

Many Growers who own a Mac Don Draper head have been commenting through the years about excessive bolt breakage on their sickle. Through our research we have found some common results. The speed of the sickle needing to run at 600-650 rpms to maintain desired ground speed, adds additional stress to the 12-24 bolts used for the sections.

Upon further research we found that most manufacturers that run these sickle speeds usually run heavier section bolts on the sickle.

We at R.E. Skillings Supplies Inc. have come up with a sensible solution for the bolt issue.



The **SKILLKUT™** Sickle

Benefits of Our Sickle:

- 6mm. (Heavy Duty) Diameter ELIPTICAL Section Bolts instead of 12-24 bolts.
- Choice of section available: Tiger Shark (3.5 TPI), **SKILLKUT** (5.3 TPI) , or the Super Seven (7 TPI) standard section.



PART #	MODEL	WIDTH	DESCRIPTION	PRICE EA.
SAMD30SD6	FD70/75, 2062-2162	30'	6MM BOLT 2 PC. SICKLE ASSEMBLY	\$ 715 SALE
SAMD35SD6	FD70/75, 2062-2162	35'	6MM BOLT 2 PC. SICKLE ASSEMBLY	\$ 830 SALE
SAMD40SD6	FD70/75, 2062-2162	40'	6MM BOLT 2 PC. SICKLE ASSEMBLY	\$ 895 SALE
SAMD40DD6	FD70/75, 2062-2162	40' DD	6MM BOLT 4 PC. SICKLE ASSEMBLY	\$ 1080 SALE
SAMD45DD6	FD70/75, 2062-2162	45' DD	6MM BOLT 4 PC. SICKLE ASSEMBLY	\$ 1200 SALE
4001P	6 MM MD SICKLE	3"	SUPER SEVEN COARSE SECTION	\$ 2.00 SALE
8001SK2	6 MM MD SICKLE	3"	SKILLKUT COARSE SECTION (CHROME)	\$ 2.00 SALE
8001P	6 MM MD SICKLE	3"	TIGER SHARK COARSE SECTION	\$ 2.00 SALE
C132896 LH	FD70/75, 2162	3"	KNIFE HEAD LEFT HAND 6MM HOLES	\$ 126 SALE
C132897 RH	FD70/75, 2162	3"	KNIFE HEAD RIGHT HAND 6MM HOLES	\$ 126 SALE
C98032	6MM SICKLE (50 CT.)	6M X 18M	6MM X 18MM SECTION BOLTS W/ CROWN LOCK NUTS	\$ 27.95 SALE
BU215DH-M	ALL	ALL	MILLED CENTER SPLICE GUARD (4 REQUIRED)	\$ 17.95 SALE
SKRES-6MD	ALL 6MM		SPLICE KIT FOR BIG BOLT SICKLE	\$ 39.95 SALE



PADDLE TINES FOR MAC DON HEADS



Replacement snap on tine for MacDon Headers. Designed to fit over Case IH 2162, 2152, 2142; New Holland 86C, 83C, 82C; Mac Don FD-70, FD-75, and FD-1 Draper Headers.

Please Call For Availability.
PRICES SUBJECT TO CHANGE WITHOUT NOTICE!

SECTIONS TO FIT FD200



3395 7TPI COARSE SECTION- \$ 2.50 EA.

4395 TIGER SHARK SECTION- \$ 2.50 EA.







Parts To Fit Mac Don / CNH 2062-2162/ NH 86C

MODEL #	PART #	DESCRIPTION	PRICE EA.
ALL	4398SK2	SKILLKUT SECTION (5.3 TPI) CHROME	\$ 2.00
ALL	8398	TIGER SHARK SECTION (3.5 TPI)	\$ 2.00
ALL	4398	SUPER 7 SECTION (7 TPI)	\$ 2.00
ALL	18344	2 PRONG DOUBLE HEAT TREATED GUARD	\$ 13.95
ALL	215MDH	2 PRONG HD (HEAVIER THAN OEM)	\$ 15.95
ALL	G345	HEAD GUARD	\$ 17.95
ALL	G641	LH HEAD GUARD	\$ 16.95
DOUBLE DRIVES	G642	RH HEAD GUARD	\$ 16.95
ALL	24338	SPRING LOADED HOLD DOWN (CRARY)	\$ 22.95 SALE
ALL	K118499	HOLD DOWN (W/ SS BOLT& NUT)	\$ 8.75
973-974, CIH2062	GF105212	SHORT REEL FINGER	\$ 3.00
FD70-75, CIH2162	137987	LONG REEL FINGER	\$ 3.80
	875663727	FINGER SCREW FOR P987KB	\$ 1.00
ALL	47548630	INTAKE AUGER FINGER (STEEL)	\$ 9.00
SEVERAL	SAMD30SD	30' SINGLE DRIVE SICKLE (12-24)(LESS HEAD)	\$ 640
SEVERAL	SAMD35SD	35' SINGLE DRIVE SICKLE (12-24)(LESS HEAD)	\$ 680
SEVERAL	SAMD40SD	40' SINGLE DRIVE SICKLE (12-24)(LESS HEAD)	\$ 780
SEVERAL	SAMD35DD	35' DOUBLE DRIVE SICKLE (12-24)(LESS HEAD)	\$ 880
SEVERAL	SAMD40DD	40' DOUBLE DRIVE SICKLE (12-24)(LESS HEAD)	\$ 940
SEVERAL	SAMD45DD	45' DOUBLE DRIVE SICKLE (12-24)(LESS HEAD)	\$ 995
ALL	S35-6661	20'6" KNIFE BACK	\$ 148
ALL	C45-0050	SECTION LINK	\$ 1.00
FD70 / CNH 2162	C132896	KNIFE HEAD W/ BEARING LH	\$ 126.00
FD70 / CNH 2162	C132897	DOUBLE DRIVE HEAD RH	\$ 126.00
FD70 / CNH 2162	HRV455027	KNIFE HEAD SEAL	\$ 10.95
FD70 / CNH 2162	HRV455033	KNIFE HEAD BEARING	\$ 21.95
FD70 / CNH 2162	HRV455035	KNIFE HEAD LOWER PRESS PLATE	\$ 9.25
FD70 / CNH 2162	BU338	LOWER DD GUARD CENTER	\$ 21.50
FD70 / CNH 2162	BU4344	UPPER DD GUARD CENTER	\$ 18.95
ALL	IB716134MD-C	7/16" X 1 3/4" TRUSS BOLT W/ NUT	\$ 2.10
ALL	IB7162MDC	7/16" X 2" TRUSS BOLT W/NUT	\$ 3.10
FD70 / CNH 2162	711-185	4 T COUNTER SUNK OVERLAP SECTION KIT	\$ 63.50
FD70 / CNH 2162	87585925	3 B COUNTER SUNK OVERLAP SECTION KIT	\$ 1.05
974 MD-30'	MW82577-5	SKID PLATE KIT <2005	\$ 1155 SALE
974 MD-30'	MW 83502-1	SKID PLATE KIT (CENTER SKIDS) 2006>	\$ 539 SALE
974-36'	MW83489	SKID PLATE KIT <2005	\$ 1295 SALE
974-36'	MW 83502	SKID PLATE KIT (CENETR SKIDS) 2006>	\$ 539 SALE
FD70/D60/D50	MW 83490	30'-45' SKID PLATE KIT (REAR PADS ONLY)	\$ 355 SALE
FD75 / D65 /FD70	MW 42054	LEFT END SKID 11" X 15"	\$ 65.00 SALE
FD75 / D65 /FD70	MW 42055	RIGHT END SKID 11" X 15"	\$ 65.00 SALE
FD70/D60/D50	MW 42053	CENTER SKID PAD 14" X 16"	\$ 65.00 SALE
FD75 / D65	MW 42061	CENTER SKID PAD 7" X 19"	\$ 47.00 SALE
FD70/75, C2162	MW 42319	CENTER SKID ASSEMBLY W/ METAL 14"X16"	\$ 192.00 SALE
CIH 2142-62	MW 42054	LEFT END SKID 11" X 15"	\$ 65.00 SALE
CIH 2142-62	MW 42055	RIGHT END SKID 11" X 15"	\$ 65.00 SALE
CIH 2142-62	MW 42053	CENTER SKID PAD 14" X 16"	\$ 65.00 SALE
CIH 2142-62	MW 83490	30'-45' SKID PLATE KIT (REAR PADS ONLY)	\$ 355 SALE
SEVERAL	MW983840	5 3/4" X 6 5/8" GUARD SKID PLATE	\$ 12.00 SALE
974 / 2062	A-C141	SICKLE DRIVE BELT	\$ 45.00
FD 70 / FD 75	A-H154723	SICKLE DRIVE BELT	\$ 74.95
974 / 2062-30'	346022A1	LEFT AND RIGHT DRAPPER BELT	\$ 925 SALE
974 / 2062-36'	372311A1	LEFT DRAPER BELT (41.6"X357")	\$ 1095 SALE
974 / 2062-36'	372312A1	RIGHT DRAPER BELT (41.6"X405")	\$ 1235 SALE
FD70/FD75/2162	87560973	CENTER DRAPER BELT (78.5"X63.46")	\$ 675 SALE
FD70/FD75/2162	47489938	30' RH & LH DRAPER BELT (41.6"X337.24")	\$ 845 SALE
FD70/FD75/2162	87560979	35' RH & LH DRAPER BELT (41.6"X337.24")	\$ 1075 SALE
FD70/FD75/2162	87560980	40' RH & LH DRAPER BELT (41.6"X397.24")	\$ 1185 SALE
FD70/FD75	84122227	45' RH & LH DRAPER BELT (41.6"X457.24")	\$ 1385 SALE




MOST POPULAR GUARD!





SICKLE CONVERSION KIT



Easy Cut II kits are available for almost all types of combines and headers.

- One sectionalized knife assembly
- Roller guides (where possible, otherwise wear plates)
- All hardware

The one up, one down section mounting on the knife and various options of section serrations provides for optimal cutting performance in a variety of crops.


Because the knife is trapped in the Easy Cut guard, no hold downs or wear plates are required, eliminating time consuming adjustments: a source of trouble and costly replacements. Also the knife can't "buckle" and break between hold downs.

Maintenance of the Easy Cut II system:

Because only a few different parts are used, most parts are common for many platforms; worn parts are easy to exchange. It takes very little time to check the cutting system periodically for wear. All parts are available through a wide network of dealers especially during harvest. Parts are readily available year-round.


The advantages of the SCH Easy Cut II system:

- Extremely low maintenance, because no hold downs or wear plates are used, no adjustments necessary
- Very robust system, especially when used in wide platforms
- Superior cutting, even in the most difficult conditions
- Modular design



PART #	DESCRIPTION	PRICE EACH
10978	SCH Coarse Section-Schumaker	\$ 2.25 SALE
4498SK2	USA (5 TPI) SKILLKUT SECTION!	\$ 2.10 Each
S20-8498	(3.5 TPI) TIGER SHARK SECTION	\$ 2.20
S20-4498	(7 TPI) COARSE SECTION	\$ 2.00
1653	2 PT REGULAR SCH GUARD	\$ 27.00 SALE
1651	2 PT SCH HEAD GUARD	\$ 47.95
1654	3 PT REGULAR SCH GUARD	\$ 55.00
82817	SKID PLATE FOR MACDON SCH CONVERSION	\$ 18.95
SASCH15	15' - 1 Piece Sickle Less Head	\$ 415.00
SASCH20	20' - 1 Piece Sickle Less Head	\$ 510.00
SASCH25	25' - 1 Piece Sickle Less Head	\$ 605.00
SASCH30	30' - 2 Piece Sickle Less Head	\$ 725.00
SASCH35	35' - 2 Piece Sickle Less Head	\$ 829.00
SASCH40	40' - 2PIECE SICKLE LESS HEAD	\$ 929.00
S35-6555	20' 6" Knife back Only	\$ 168.00
S35-6556	25' 6" Knife back Only	\$ 209.00
SCH15K	15' CUTTER CONVERSION KITS W/ROLLERS	STARTING @ \$ 1720.00 SALE
SCH20K	20' CUTTER CONVERSION KITS W/ROLLERS	STARTING @ \$ 2135.00 SALE
SCH25K	25' CUTTER CONVERSION KITS W/ ROLLERS	STARTING @ \$ 2535.00 SALE
SCH30K	30' CUTTER CONVERSION KITS W/ ROLLERS	STARTING @ \$ 2875.00 SALE
SCH35K	35' CUTTER CONVERSION KITS W/ ROLLERS	STARTING @ \$ 3200.00 SALE
19035	TOP ROLLER	\$ 23.95
19036	BOTTOM ROLLER	\$ 23.95

*ROLLER GUIDES ONLY FIT SCH CUTTING SYSTEMS



Please Call For Availability.
PRICES SUBJECT TO CHANGE WITHOUT NOTICE!

CAT CUTTER BAR PARTS

PART #	MODEL	DESCRIPTION	PRICE EA.
S20-8517	ALL	TIGER SHARK SECTION	\$ 2.10
BU 209	F30-900/ 1050,1200	2 PRONG GUARD	\$ 16.95
BU 973	F30-900/ 1050,1200	HD 2 PRONG GUARD (MUST CHANGE ALL)	\$ 15.95
515-116	ALL	HOLD DOWN	\$ 7.10
S35-6555		20'6" KNIFE BACK 6MM	\$ 168.00



AGCO CUTTER BAR PARTS

PART #	MODEL	DESCRIPTION	PRICE EA.
S20-4285	LATE	COARSE SECTION	\$ 2.25
BU325	300-9250	2 PRONG GUARD	\$ 15.50
S20-8498	SCH	TIGER SHARK SECTION	\$ 2.20
16538SCH	300-9250	2 PRONG SCH (BLACK)	\$ 27.00 SALE
515-116	ALL	HOLD DOWN	\$ 7.10



COMBINE REEL PADDLES

Increase your harvest in light, sparse or short soybeans. The 6" wide "Paddle" gives you the following advantages:

1. Increased Harvest
2. Improved Feeding
3. Cleaner Cutter Bar



SUGGESTED QTY.

- 15'-35
- 20'-40
- 25'-40
- 30'-50
- 35'-60
- 40'-70

MACDON & 600FD (2016+) 8.50 EA.

\$ 10.00 EA. SALE

POLY FINGERS FOR GRAIN HEAD REELS

With over 6 million, patented "GENTLE FINGERS" in the fields, we're secure in stating we have the best designed nylon reel finger replacement available in the market place today. The patented "T Bar" design allows "GENTLE FINGERS" to bend uniformly from point of contact to the point of attachment, thereby eliminating a weak spot where the finger could bend again and again, and in time, break off during use.

"GENTLE FINGERS" come complete with hardware & mounting instructions:

PART #	DESCRIPTION	PRICE
A.	"Gentle Fingers" To Fit Wood Bats	\$ 1.90 each
TGF1038-A	Box of 50	\$ 1.80 each
B.	"Flex Tines" To Fit Wood Bats & MF Early U2	\$ 1.90 each
TGF1038	Box of 50	\$ 1.80 each
C.	"Gentle Fingers" To Fit Tear Drop Bat	\$ 1.90 each
TGF1238	Box of 50	\$ 1.80 each
D.	CFC Pipe Reel (NO NUB)	\$ 2.10 each
TGF1038CFPR	Box of 50	\$ 2.10 each
E. MACDON	E1 EARLY MACDON REEL TINE (972-974, CIH2062)	\$ 3.00-3.95 each
	E2 LATE MACDON REEL TINE (FD70-75, CIH2162)	
F. CNH 3162	DRAPER REEL FINGER (WN-47392794)	\$ 3.95 EACH
G. JD600FD	DRAPER REEL FINGER (WN-KXE10423)	\$ 4.55 EACH



AVERAGE REEL QUANTITIES ON 4.5" SPACING

15'- 230	22'- 338
18'- 275	25'- 385
20'- 310	30'- 460



Please Call For Availability.
PRICES SUBJECT TO CHANGE WITHOUT NOTICE!

PolyLast TROUGH LINER KITS

PART#	WIDTH	MODEL#	PRICE EA.
GPCK10200	20'	1020 CASE IH	\$ 555 SALE
GPCK10250	25'	1020 CASE IH	\$ 669 SALE
GPCK10300	30'	1020 CASE IH	\$ 795 SALE
ACHC6333	6 ROW 30"	963/1063-33"	\$ 369 SALE
ACHC6342	6 ROW 30"	963/1063-42"	\$ 369 SALE
ACHC8333	8 ROW 30"	983/1083-33"	\$ 595 SALE
ACHC8342	8 ROW 30"	983/1083-42"	\$ 595 SALE

PART#	WIDTH	MODEL #	PRICE EA.
GPJK920	20'	920 JD	\$ 629 SALE
GPJK925	25'	925 JD	\$ 789 SALE
GPJK930	30'	930 JD	\$ 905 SALE
ACHJ643	6 ROW 30"	643/693 JD	\$ 495 SALE
ACHJ843	8 ROW 30"	843/893 JD	\$ 689 SALE
ACHJK02643	6 ROW 30"	693-2002+ JD	\$ 530 SALE
ACHJ02843	8 ROW 30"	893-2002+ JD	\$ 709 SALE
ACHJK606C30	6 ROW 30"	606C JD	\$ 665 SALE
ACHJK608C30	8 ROW 30"	608C JD	\$ 855 SALE
ACHJK612C30	12 ROW 30"	612C JD	\$1195 SALE

