













































2025-2026 BETA Administration/Site Climate Survey

Answer Choices	Percentage	Responses
 Casa Loma	0%	0
 Cato	0%	0
 Chavez	0%	0
 Chipman	0%	0
 College Hts	0%	0
 Compton	0%	0
 Curran	0%	0
 Downtown	0%	0
 Ed Center/District Office	0%	0
 Eissler	0%	0
 Emerson	0%	0
 Evergreen	0%	0
 Fletcher	0%	0
 Frank West	0%	0
 Franklin	0%	0
 Fremont	100.00%	8
 Garza	0%	0
 Harding	0%	0
 Harris	0%	0
 Horace Mann	0%	0
 Hort	0%	0
 Jefferson	0%	0
Total		8

2025-2026 BETA Administration/Site Climate Survey

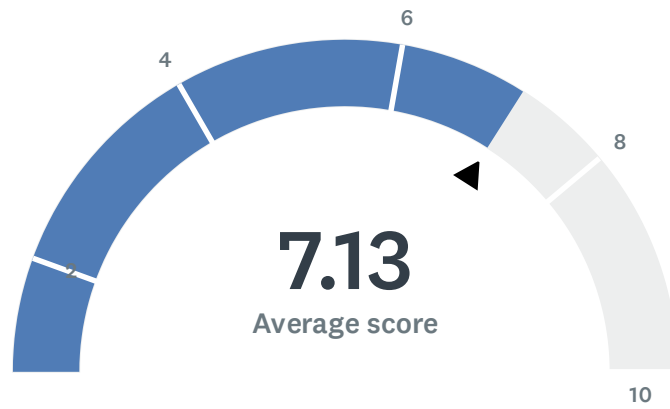
Answer Choices	Percentage	Responses
 Lincoln Jr. High	0%	0
 Longfellow	0%	0
 McKinley	0%	0
 MLK	0%	0
 Mt.Vernon	0%	0
 Munsey	0%	0
 Nichols	0%	0
 Noble	0%	0
 Owens Elementary	0%	0
 Pauly	0%	0
 Pioneer	0%	0
 Rafer Johnson	0%	0
 Roosevelt	0%	0
 School Nurse	0%	0
 Sequoia	0%	0
 Sierra	0%	0
 Stella Hills	0%	0
 Stiern	0%	0
 Thorner	0%	0
 VAPA	0%	0
 Voorhies	0%	0
 Washington	0%	0
Total		8

2025-2026 BETA Administration/Site Climate Survey

Answer Choices	Percentage	Responses
 Wayside	0%	0
 William Penn	0%	0
 Williams	0%	0
 Other (please specify) Show responses	0%	0
Total		8

Q2 Site administration is sensitive to the needs of students, staff, and the community.

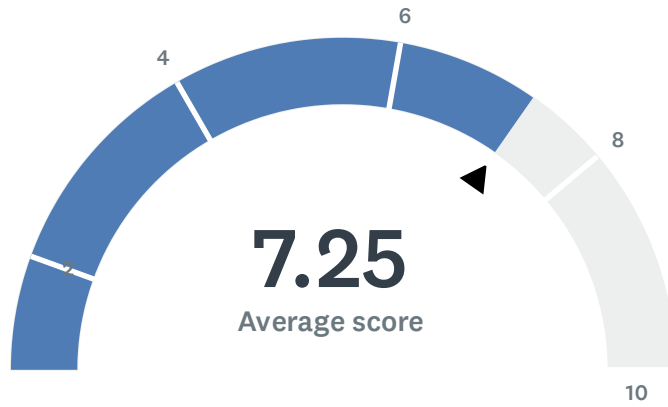
Answered: 8 Skipped: 0



Basic statistics ⓘ				
Minimum	Maximum	Median	Mean	Standard Deviation
4.00	10.00	7.50	7.13	2.15

Q3 Site administration treats staff with respect; you feel like a valued member of a team.

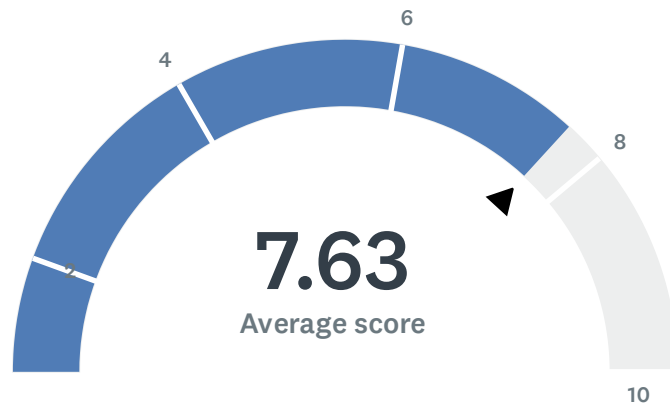
Answered: 8 Skipped: 0



Basic statistics (i)				
Minimum	Maximum	Median	Mean	Standard Deviation
2.00	10.00	8.50	7.25	3.03

Q4 Site administration conducts classroom visits in the least disruptive manner and leaves timely feedback (within 48 hours).

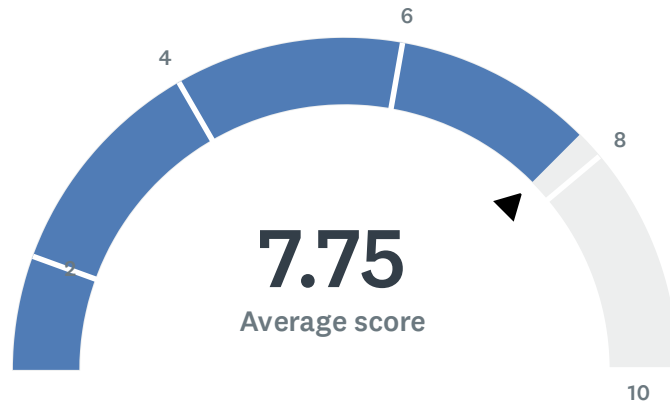
Answered: 8 Skipped: 0



Basic statistics (i)				
Minimum	Maximum	Median	Mean	Standard Deviation
2.00	10.00	10.00	7.63	3.16

Q5 Site administration follows the contract and respects personal rights.

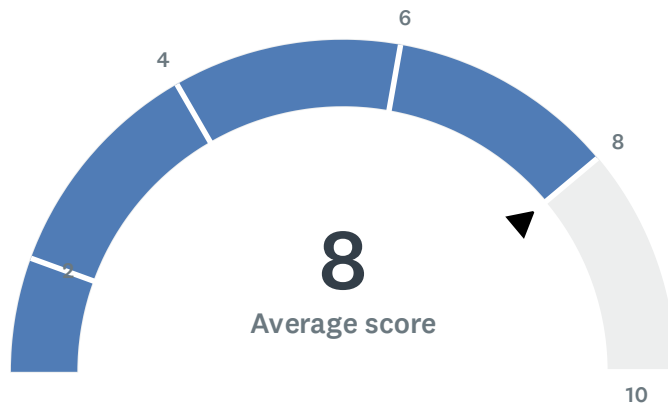
Answered: 8 Skipped: 0



Basic statistics ⓘ				
Minimum	Maximum	Median	Mean	Standard Deviation
2.00	10.00	9.00	7.75	2.90

Q6 Administration utilizes staff according to their job description (ie. Coaches, APL's, Specialists & Staff).

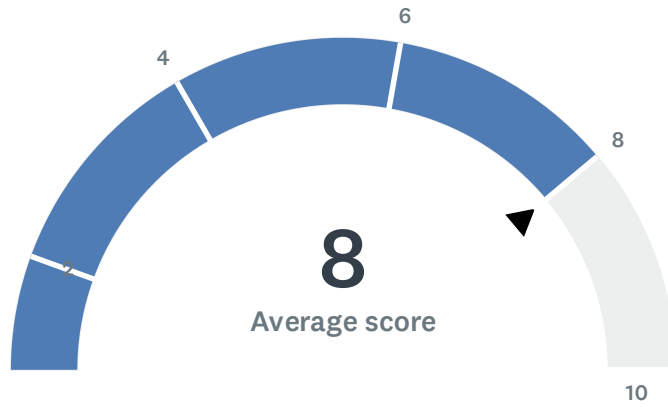
Answered: 8 Skipped: 0



Basic statistics (i)				
Minimum	Maximum	Median	Mean	Standard Deviation
4.00	10.00	10.00	8.00	2.60

Q7 Administration maintains open communication with staff, parents, and students.

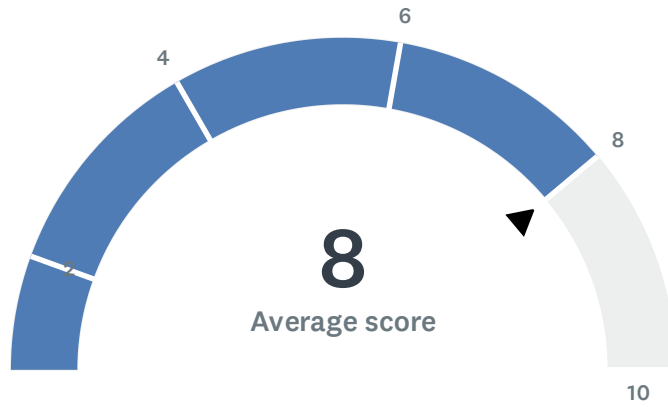
Answered: 8 Skipped: 0



Basic statistics (i)				
Minimum	Maximum	Median	Mean	Standard Deviation
5.00	10.00	8.50	8.00	2.12

Q8 Administration supports staff against attacks and criticism from parents.

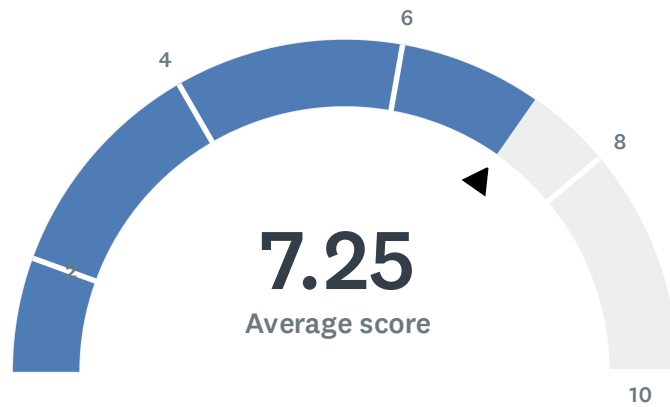
Answered: 8 Skipped: 0



Basic statistics (i)				
Minimum	Maximum	Median	Mean	Standard Deviation
4.00	10.00	9.00	8.00	2.29

Q9 Site administration treats all teachers equally; there is no preferential treatment.

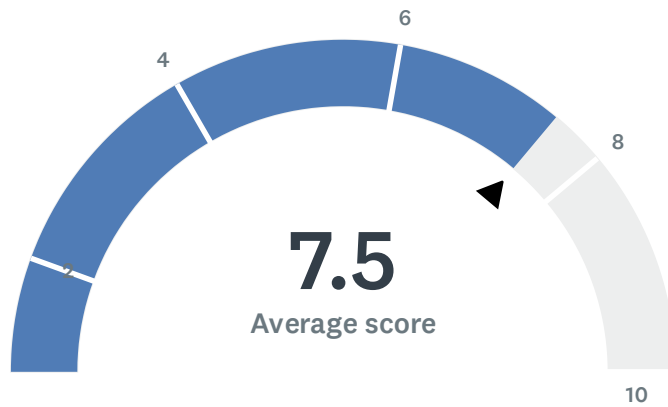
Answered: 8 Skipped: 0



Basic statistics (i)				
Minimum	Maximum	Median	Mean	Standard Deviation
4.00	10.00	7.50	7.25	1.98

Q10 Site administration has been supportive and minimizes additional stress.

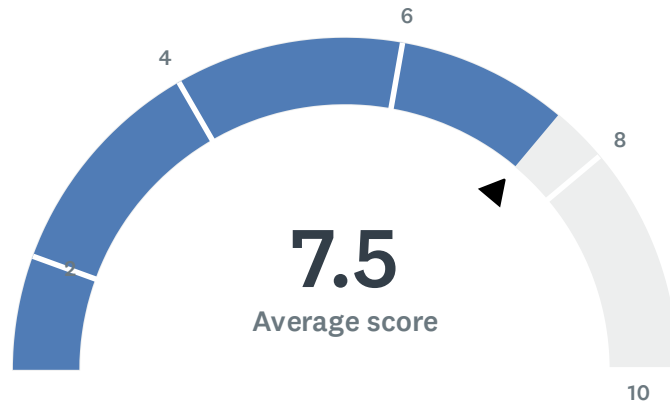
Answered: 8 Skipped: 0



Basic statistics (i)				
Minimum	Maximum	Median	Mean	Standard Deviation
4.00	10.00	7.50	7.50	2.06

Q11 Administration communicates expectations and information in an effective and timely manner.

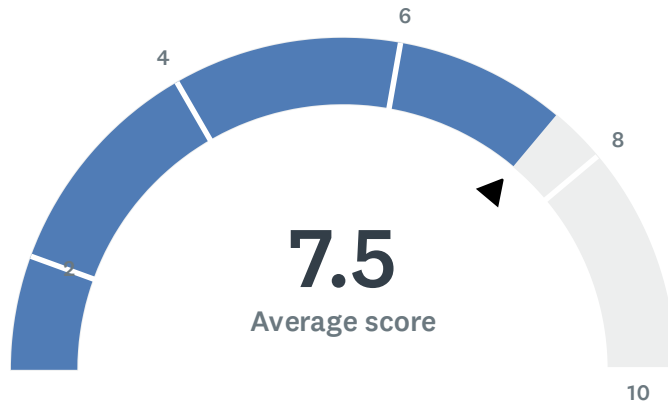
Answered: 8 Skipped: 0



Basic statistics (i)				
Minimum	Maximum	Median	Mean	Standard Deviation
3.00	10.00	8.00	7.50	2.55

Q12 Your site administration ensures positive working conditions at your worksite.

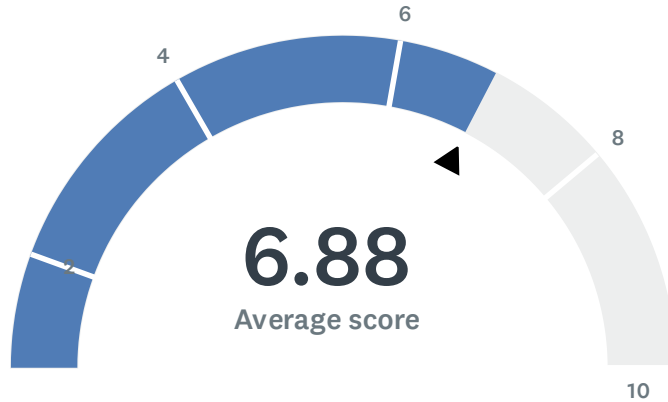
Answered: 8 Skipped: 0



Basic statistics (i)				
Minimum	Maximum	Median	Mean	Standard Deviation
3.00	10.00	8.00	7.50	2.45

Q13 Site administration is thoughtful/smart when calling "Inclement Weather" (rainy day, extreme temperatures, too windy, air quality, etc.) schedule.

Answered: 8 Skipped: 0



Basic statistics (i)				
Minimum	Maximum	Median	Mean	Standard Deviation
2.00	10.00	8.50	6.88	3.41

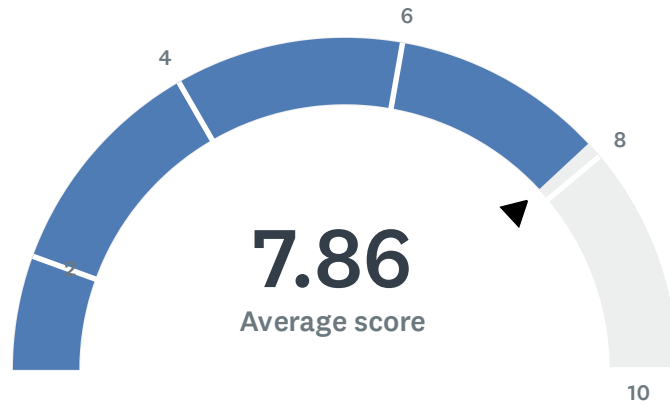
Q14 Do you have any comments, thoughts, or concerns about site administration?

Answered: 2 Skipped: 6

#	RESPONSES
1	Procedures and routines that were in place have not been followed. Students behaviors have escalated.
2	Procedures that were in place for student behavior are not followed

Q15 Site staff is involved in setting school policies and budgetary priorities.

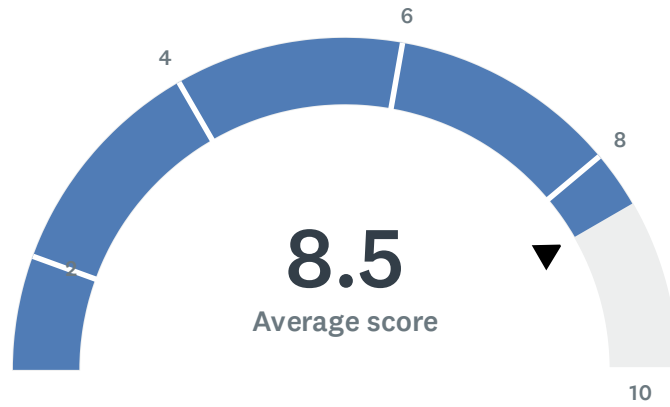
Answered: 7 Skipped: 1



Basic statistics ⓘ				
Minimum	Maximum	Median	Mean	Standard Deviation
5.00	10.00	9.00	7.86	1.96

Q16 Site meetings are productive and not excessive.

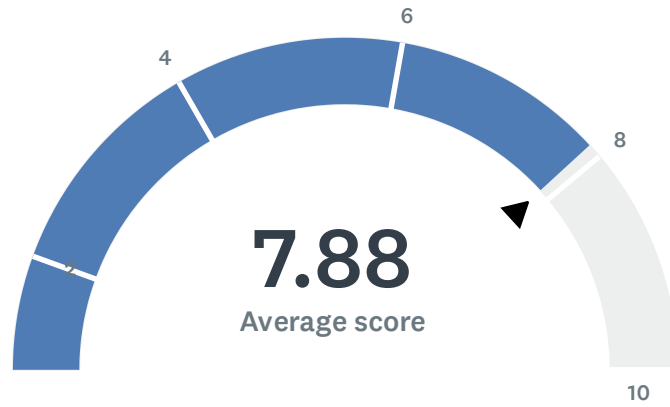
Answered: 8 Skipped: 0



Basic statistics ⓘ				
Minimum	Maximum	Median	Mean	Standard Deviation
6.00	10.00	9.00	8.50	1.66

Q17 Meetings, 504s, and/or IEPs scheduled outside of contractually guaranteed planning/preparation time?

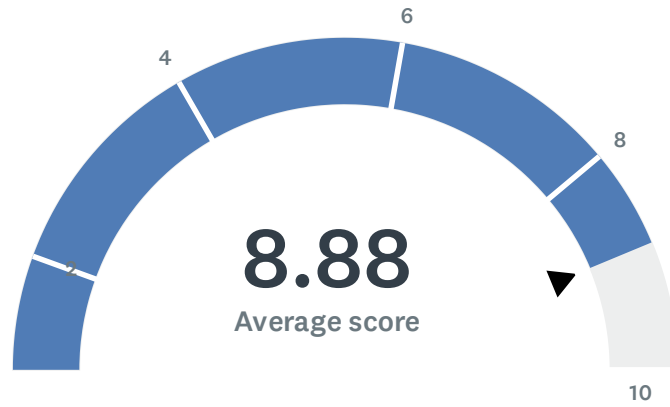
Answered: 8 Skipped: 0



Basic statistics (i)				
Minimum	Maximum	Median	Mean	Standard Deviation
1.00	10.00	9.00	7.88	2.93

Q18 My site receives daily, consecutive, uninterrupted planning/preparation time. (30 minutes / 40 minutes)

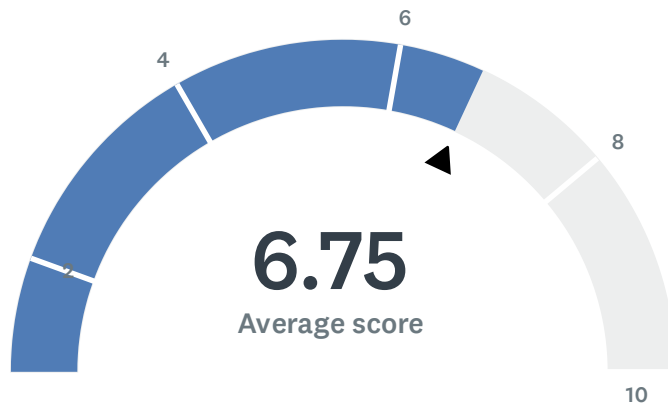
Answered: 8 Skipped: 0



Basic statistics (i)				
Minimum	Maximum	Median	Mean	Standard Deviation
6.00	10.00	9.50	8.88	1.36

Q19 Staff is given time (on duty) to input district-required data (i.e., Benchmarks, Dibels, CFAs, Report Cards, etc.).

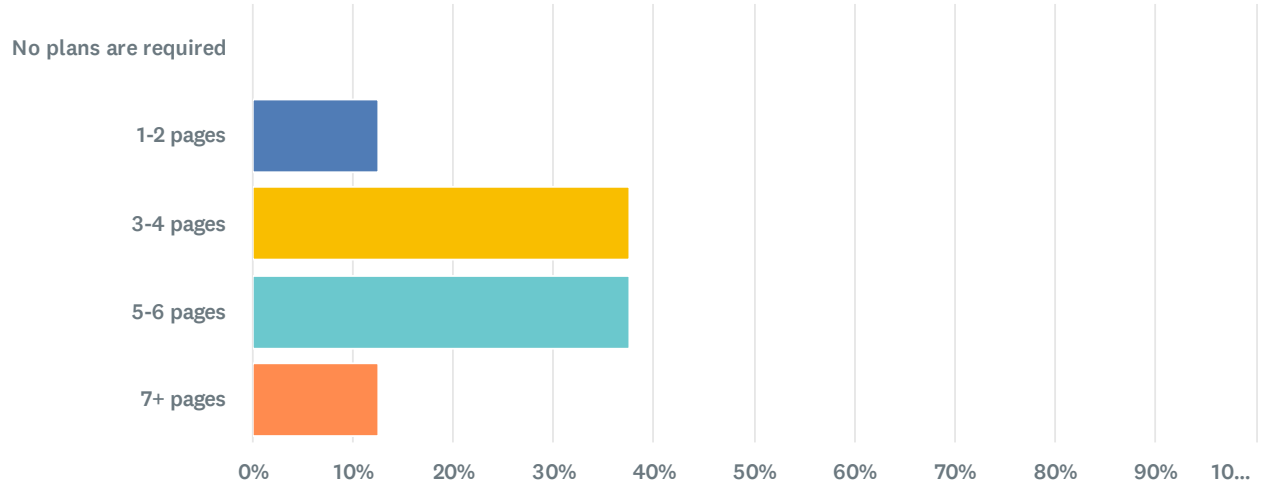
Answered: 8 Skipped: 0



Basic statistics (i)				
Minimum	Maximum	Median	Mean	Standard Deviation
1.00	10.00	8.00	6.75	2.95

Q20 Teachers are required to submit complete, but not excessively lengthy lesson plans.

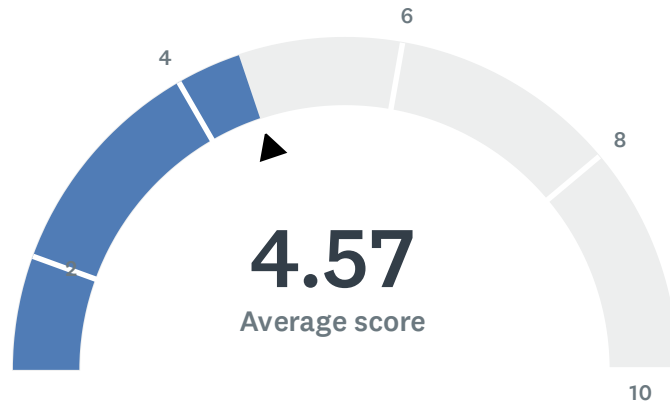
Answered: 8 Skipped: 0



Answer Choices	Percentage	Responses
● No plans are required	0%	0
● 1-2 pages	12.50%	1
● 3-4 pages	37.50%	3
● 5-6 pages	37.50%	3
● 7+ pages	12.50%	1
Show comments		
Total		8

Q21 Staff (teachers and/or coaches) have recess duty.

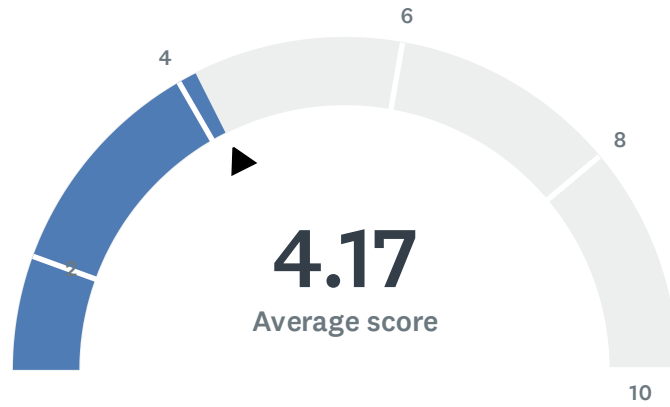
Answered: 7 Skipped: 1



Basic statistics (i)				
Minimum	Maximum	Median	Mean	Standard Deviation
1.00	10.00	2.00	4.57	3.46

Q22 Staff (teachers and/or coaches) have bus (arrival/dismissal) duty.

Answered: 6 Skipped: 2



Basic statistics ⓘ				
Minimum	Maximum	Median	Mean	Standard Deviation
1.00	10.00	1.50	4.17	4.14

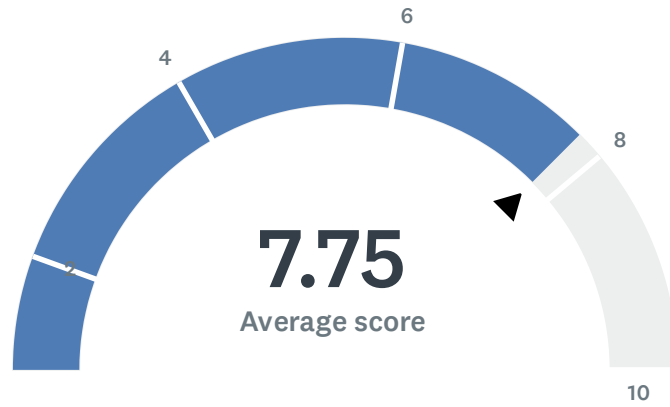
Q23 Do you have any comments, thoughts, or concerns about site operations, duties, and responsibilities?

Answered: 2 Skipped: 6

#	RESPONSES	
1	Very little consistency among support staff and CPALS	
2	Confidentiality is lacking.	

Q24 Staff and students feel safe.

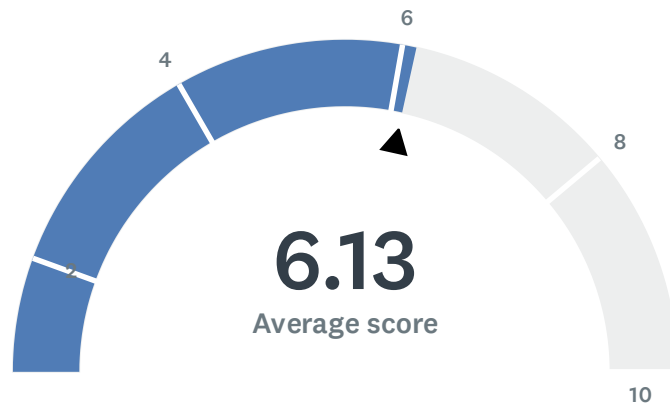
Answered: 8 Skipped: 0



Basic statistics ⓘ				
Minimum	Maximum	Median	Mean	Standard Deviation
3.00	10.00	9.00	7.75	2.86

Q25 Administration has been helpful and supportive regarding student discipline.

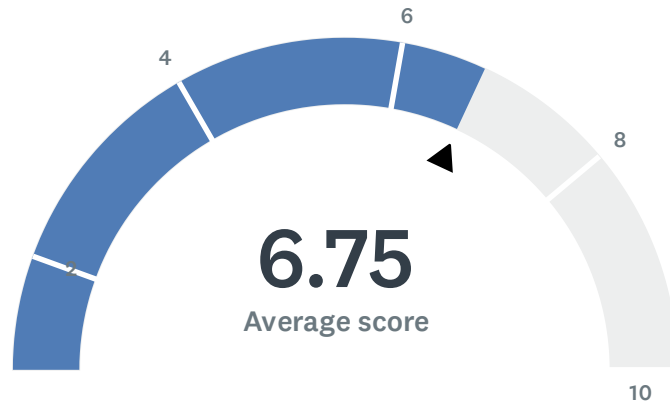
Answered: 8 Skipped: 0



Basic statistics (i)				
Minimum	Maximum	Median	Mean	Standard Deviation
3.00	10.00	6.00	6.13	2.15

Q26 Teachers have been given or trained to use effective tools to improve behavior.

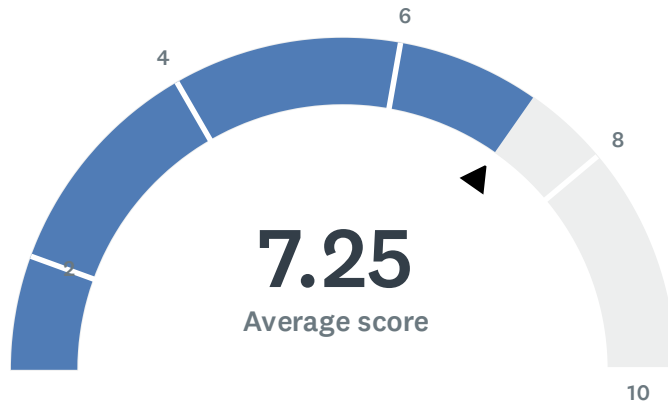
Answered: 8 Skipped: 0



Basic statistics (i)				
Minimum	Maximum	Median	Mean	Standard Deviation
3.00	10.00	6.50	6.75	2.33

Q27 Administration supports classroom discipline procedures and follows District discipline guidelines.

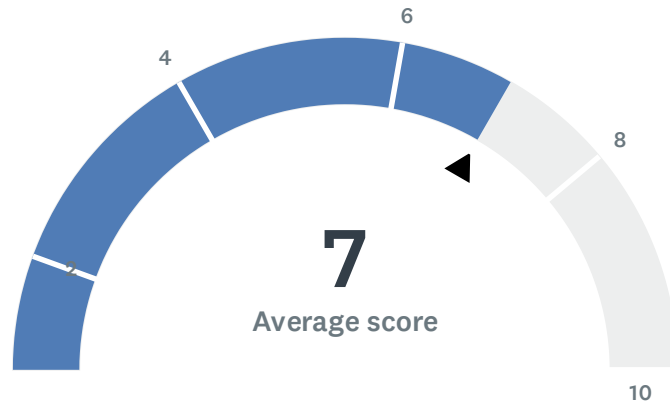
Answered: 8 Skipped: 0



Basic statistics (i)				
Minimum	Maximum	Median	Mean	Standard Deviation
4.00	10.00	8.00	7.25	2.38

Q28 When ODRs (office disciplinary referrals) are written, the teacher's word is valued and trusted.

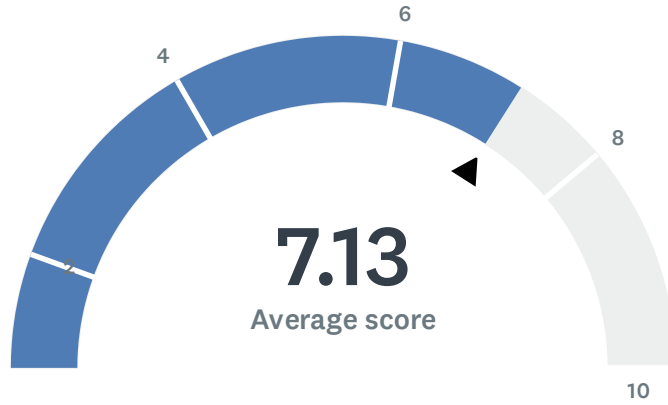
Answered: 8 Skipped: 0



Basic statistics (i)				
Minimum	Maximum	Median	Mean	Standard Deviation
3.00	10.00	7.50	7.00	2.55

Q29 My site has a positive atmosphere.

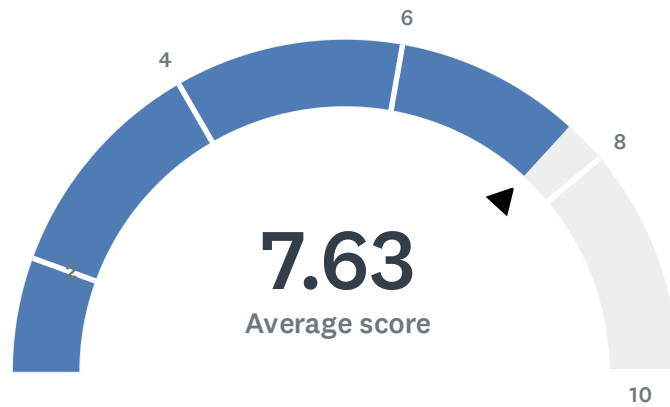
Answered: 8 Skipped: 0



Basic statistics ⓘ				
Minimum	Maximum	Median	Mean	Standard Deviation
4.00	10.00	7.00	7.13	2.26

Q30 I would recommend my site to other employees and prospective teachers.

Answered: 8 Skipped: 0



Basic statistics (i)				
Minimum	Maximum	Median	Mean	Standard Deviation
3.00	10.00	8.50	7.63	2.69

Q31 Do you have any final comments, thoughts, or concerns about PBIS, Discipline, and/or Site Atmosphere?

Answered: 2 Skipped: 6

#	RESPONSES	
1	This site needs work.	
2	Some routines to promote order on campus have been stopped	

Q32 Do you have any overall comments about your site and/or its administration?

Answered: 1 Skipped: 7

#	RESPONSES	
1	Needs improvement. Learn how to support a team.	