

2020  
Jim Wells County Fair Rules  
Homemaking Division – Women’s Building  
Coordinator: Mary Salinas

Food..... Nora Contreras  
..... Pam Olivarez  
Clothing.....Isabel Garcia  
Crafts ..... Zelda Saenz  
.....Melba Rios  
Textile.....Isabel Garcia  
Art .....Grace Zertuche  
Photography.....Charlotte Wymore  
.....Cody Trejo  
Registration & Tabulation.....Mary Salinas  
Hospitality.....Sylvia Gonzalez

HOMEMAKING DIVISON RULES

- 1. All general rules and regulations of the Jim Wells Fair Association will apply.
- 2. No entry fee will be charged for placing exhibits in the fair; however, all youth entries must be a member of 4-H, FFA, FCCLA or an organized club and must sell one (1) fair membership.

AGE GROUPS:

GROUP 1:	Pee-Wee (age as of September 1 <sup>st</sup> )	Kinder – 2 <sup>nd</sup> Grade
GROUP 2:	Junior (age as of September 1 <sup>st</sup> )	3 <sup>rd</sup> , 4 <sup>th</sup> , 5 <sup>th</sup> Grade
GROUP 3:	Intermediate (age as of September 1 <sup>st</sup> )	6 <sup>th</sup> , 7 <sup>th</sup> , 8 <sup>th</sup> Grade
GROUP 4:	Senior (age as of September 1 <sup>st</sup> )	9 <sup>th</sup> , 10 <sup>th</sup> , 11 <sup>th</sup> , 12 <sup>th</sup> Grade
GROUP 5:	Adult	19-59 years
GROUP 6:	Senior Citizens	60 years or over

- 3. All entries **MUST** be the complete work of the exhibitor and completed within one (1) calendar year of the previous fair. All entries must be undamaged and clean. Unfinished entries will not be accepted.
- 4. Any entry which has been entered and judged previously in the Jim Wells County Fair, cannot be exhibited or judged again.

5. Participants may enter as many entries in any given division, but only one (1) per class.
6. Entries that do not follow the Homemaking Division Rules will be disqualified. Disqualifications may occur during judging. Acceptance of an entry at check-in is not an acknowledgment that an entry meets all Homemaking Division Rules. The Superintendent of each department has the authority to reject unworthy exhibits or items not packaged according to division rules or reclassify any articles. **Food items requiring refrigeration will not be accepted.**
7. All entries must be pre-registered to be eligible for judging. Registration of entries must have the exact description of each entry. Entry forms will be available from Texas A&M AgriLife Extension Office or Jim Wells County Fair Website. Entries must be turned in by September 4, 2020 - no later than 4:30 p.m. No late entries will be accepted. **Entry forms must be complete; no entries can be filled out at the Extension Office.**
8. Entries must be taken to the Home Economics Building on Monday, October 19, 2020 between 3:00 p.m. and 7:00 p.m. **No late arrivals will be accepted.** All index cards for entries must be completed and placed with entry before checking in with the department superintendent. **Food items must have a copy of the recipe included without participant's name included with the item.** Entry description must match item turned in.
9. Judge's orientation will begin at 8:30 a.m. followed by judging of items at 9:00 a.m. on Tuesday, October 20, 2020. Only the judges, superintendents, appointed tabulators and extension office staff will be allowed during judging.
10. In each division a class will be established when there are at least two (2) similar entries. If there are fewer than two (2) entries, the entry will be placed in the next closest appropriate category or placed in a miscellaneous category.
11. Entries will be judged and given ribbons according to scores received. Ribbons are awarded based on Blue: 90-100; Red: 80-89. Class Champion Ribbons will be awarded in each Class when there are two (2) or more entries. A Blue Ribbon or Class Champion Ribbon is required for a Division Champion Ribbon.
12. Entries will remain on display until Saturday, October 24, 2020 until 7:00 p.m. Only a portion of the cakes and pies will be displayed, and remaining's must be removed from the Home Economics Building after judging between 5:00 p.m. and 7:00 p.m. on Tuesday, October 20, 2020. Other items which must be removed on Tuesday are entries that were disqualified.

13. A Grand Champion and Reserve Sweepstakes Banner and Plaque will be awarded to the individuals with the most points in each age group: Pee Wee, Junior, Intermediate, Senior, Adult and Senior Citizen. Points will be tabulated as follows: score from individual class +5 points for Class Champion + 10 points for Division Champion.  
 Example #1: 92 points (score from item) +5 because it was Class Champion = 97 points.  
 Example #2: 95 points (score from item) +5 for Class Champion +10 points for Division Champion.  
 $95+5+10=110$  points for item
- In case of a tie, the individual with the most ribbons will be the winner. The Sweepstakes Awards will be presented at the Award's Ceremony on Saturday October 24, 2020. The Grand Champion Sweepstakes Award may only be awarded to the same individual two (2) consecutive years in any age group.
14. Participants **cannot** place sale stickers on items.
15. All entries need to be picked up on Saturday, October 24, 2020 between 7:00 p.m. and 8:00 p.m. The Homemaking Division will not be responsible for unclaimed items.
16. Any protest must be lodged immediately, with a \$250.00 **NON-REFUNDABLE DEPOSIT**, to the Homemaking Division Superintendent. Protest Committee will consist of Homemaking Division Superintendent, the entry's Division Superintendent and Fair Board President.

DATES	FOR	OPEN	CLOSE
Monday, October 19 <sup>th</sup>	All Entries Due	3:00 p.m.	7:00 p.m.
Tuesday, October 20 <sup>th</sup>	*Judging of Entries	8:30 a.m.	???
	Pick up Cakes/Pies	5:00 p.m.	7:00 p.m.
Wednesday, October 21 <sup>st</sup>	Open to Public	10:00 a.m.	9:00 p.m.
Thursday, October 22 <sup>nd</sup>	Open to Public	10:00 a.m.	9:00 p.m.
Friday, October 23 <sup>rd</sup>	Open to Public	10:00 a.m.	9:00 p.m.
Saturday, October 24 <sup>th</sup>	Open to Public	10:00 a.m.	7:00 p.m.
	**Pick Up Items	7:00 p.m.	8:00 p.m.

**\*NO ONE WILL BE ALLOWED FOR VIEWING IN THE HOME ECONOMICS BUILDING AFTER JUDGING UNTIL WEDNESDAY, OCTOBER 21, 2020 AT 10:00 A.M.**

**\*\* ONLY AUTHORIZED PERSONS WILL BE ALLOWED IN THE BUILDING BETWEEN 7:00-8:00 P.M. TO PICK UP ITEMS.**



## ENTRY FORM:

DUE AT THE COUNTY EXTENSION OFFICE BY 4:30 P.M., Friday, September 4, 2020  
(ONE ENTRY FORM PER ITEM)

Please check one of the following where you are exhibiting:

Homemaking Division

Livestock & Homemaking Division

NAME: \_\_\_\_\_ PHONE: \_\_\_\_\_

ADDRESS: \_\_\_\_\_ CITY, STATE: \_\_\_\_\_

DATE OF BIRTH: \_\_\_\_\_ AGE AS OF SEPTEMBER 1, 2020: \_\_\_\_\_ Grade in School: \_\_\_\_\_

(For Pee-Wee, Junior, Intermediate and Senior)

CHECK ONE:  PEE-WEE

JUNIOR

INTERMEDIATE

SENIOR

ADULT

SENIOR CITIZEN

NAME OF CLUB OR ORGANIZATION: \_\_\_\_\_

DEPARTEMENT: (Please check one)

Food

Clothing

Craft

Textile

Art

Photography

DIVISION: \_\_\_\_\_ CLASS#: \_\_\_\_\_ CLASS NAME: \_\_\_\_\_

DESCRIPTION OF ARTICLE IN FULL DETAIL: (EXAMPLE: HEART SHAPED PILLOW IN WHITE AND BLUE YARN)  
THIS HELPS US IN PLACING ENTRY IN CORRECT CATEGORY.

\_\_\_\_\_  
\_\_\_\_\_  
\_\_\_\_\_  
\_\_\_\_\_





FAIR MEMBERSHIP # \_\_\_\_\_ PURCHASED FROM: \_\_\_\_\_

SOLD TO: \_\_\_\_\_ (EXCLUDING SENIOR CITIZENS)

PLEASE RETURN ALL ENTRY FORMS ON OR BEFORE Friday, September 4, 2020 TO: COUNTY EXTENSION OFFICE, BOX 1370, ALICE, TX 78333 OR 200 N. ALMOND ST. – Ste. B110, ALICE, TX 78332.



## FOOD DEPARTMENT

1. All General Rules of the Jim Wells County Fair apply to this department.
2. A copy of your recipe must be attached to bottom of your plate/food item when turning in item, or it will result in a 5-point deduction. **Make sure your name is not on this copy.**
-  3. Canned products such as pickles, canned fruits and vegetables should be shown in standard pint or quart jars. (Example: Kerr, Ball, Etc.) All home canning products must contain a label. All canned items will be inspected at check in, if not sealed or spoiled in any manner item will be disqualified.
-  4. Jelly, Jams, and Preserves can be entered in the standard **4 or 8 ounce jars**.
5. Cakes, Pies and Bread items will be whole when entered. After judging, a portion will be cut and placed on display with ribbon(s). **5 POINTS WILL BE DEDUCTED IF CAKE, PIE OR BREADS ARE PRE-CUT.** The remainder will be returned to the exhibitor between the hours of 5:00 p.m. and 7:00 p.m. on October 20, 2020. If not picked up, the item will be disposed of.
-  6. Four (4) pieces of candy, cookies, cupcakes, muffins, or rolls will be required for one exhibit. Baked exhibits and candy should be placed in a **clear hinged container**. Breads should be placed in large zip-lock bags. Items must be packaged to be accepted along with copy of recipe.
-  7. Containers will be available to purchase at the County Extension Office between October 13 – 16, 2020 from 8:00 a.m. – 5:00 p.m.
8. Cakes should be placed on a foil covered cardboard and covered with **CLEAR PLASTIC**. Sheet cakes that are unable to be removed from the pan may be shown in a disposable pan.
9. Points will be deducted if the exhibitor's name is found anywhere on entry.
10. Display Cakes will be judged on creativity only. No taste testing.
11. **FOOD ITEMS NEEDING REFRIGERATION WILL NOT BE ACCEPTED.**

## BAKED FOODS

### Cup Cake Division

Class:

1. Cake Balls
2. Creative Cup Cakes
3. Fruit
4. Miscellaneous

### Display Cake Division

**Cakes will be judged on creativity only. No taste testing.**

### Scratch Cake Division

Class:

1. Angel Food
2. Cake Balls
3. Carrot Cake
4. Chiffon
5. Chocolate
6. Creative Cake
7. Fruit
8. Cake/Jelly Roll
9. Layer
10. Pound
11. Sponge

### Box Cake Mix +3 Division

Class:

1. Angel Food
2. Cake Balls
3. Carrot Cake
4. Chiffon
5. Chocolate
6. Creative Cake
7. Fruit
8. Cake/Jelly Roll
9. Layer
10. Pound
11. Sponge

### Pie Division

Class:

1. Buttermilk
2. Cobbler
3. Custard
4. Fruit
5. Meringue
6. Miscellaneous
7. Nut
8. Tarts

### Bar Cookies Division

Class:

1. Brownies
2. Cereal
3. Creative
4. Date
5. Fruit
6. Nut

### Cookie Division

Class:

1. Chocolate Chip
2. Cookie Cake
3. Creative
4. Decorated
5. Dropped
6. Oatmeal
7. Pan De Polvo
8. Peanut Butter
9. Sugar
10. Unbaked

### Quick Bread Division

Class:

1. Banana Nut Bread
2. Biscuits
3. Coffee Cake
4. Corn Bread
5. Creative
6. Loaf Bread
7. Muffin
8. Pan de Campo
9. Tortillas
10. Turnovers-Fruit



**Yeast Bread****Division**

Class:

1. Cinnamon Rolls
2. Coffee Cake
3. Creative
4. Kolaches
5. Loaf
6. Roll, Dinner

**Dried****Division**

Class:

1. Fruit
2. Jerky

**Snack Food****Division**

Class:

1. Candy/Caramel  
Apple
2. Crackers
3. Popcorn Balls
4. Pretzels
5. Trail Mix

**Candy****Division**

Class:

1. Brittle
2. Dipped
3. Divinity
4. Dropped
5. Fruit
6. Fudge
7. Miscellaneous
8. Nuts
9. Pralines

## Canned Foods

### Canned Fruit

#### Division

All types of canned fruits may be entered. There are too numerous to list. Classes will be set up in each category where there are at least two (2) entries.

### Canned Vegetable

#### Division

All types of canned vegetables may be entered. There are too numerous to list. Classes will be set up in each category where there are at least two (2) entries.

### Jam

#### Division

Classes to be determined by entries.

### Jelly

#### Division

Classes to be determined by entries.

### Pickle

#### Division

Class:

1. Beets
2. Bread & Butter
3. Carrots
4. Cauliflower
5. Dill
6. Garlic
7. Green Beans
8. Jalapenos
9. Kosher
10. Okra
11. Peppers
12. Sour
13. Squash
14. Sweet
15. Watermelon Rind
16. Zucchini

### Condiment

#### Division

Class:

1. Miscellaneous
2. Picante Sauce
3. Relish
4. Salsa

## CLOTHING

1. All general rules of the Jim Wells County Fair apply to this department.
2. A copy of the instruction sheet must accompany each garment and/or a 3x5 index card describing the construction of your garment. **5 POINTS WILL BE DEDUCTED IF A 3X5 INDEX CARD IS NOT ENCLOSED.**
3. All articles must be on a separate hanger and covered with clear plastic wrap such as a cleaner's bag or articles will not be accepted.
4. All Age Divisions will be judged only on construction of garment.

<u>Accessories</u>	<u>Kids</u>	<u>Ladies</u>	<u>Menswear</u>
<u>Division</u>	<u>Division</u>	<u>Division</u>	<u>Division</u>
Class:	Class:	Class:	Class:
1. Belts	1. Infant (0-2)	1. Beachwear	1. Beach Wear
2. Hats	2. Toddler (2-4)	2. Camisole	2. Casual Shirt
3. Holiday	3. Beach Wear	3. Casual Shirt	3. Dressy Shirt
4. Scarfs	4. Camisole	4. Casual Pants	4. Holiday
5. Totes/Purses	5. Casual Shirt	5. Casual Skirt	5. Shorts
	6. Casual Pants	6. Culottes	6. Slacks
	7. Casual Skirt	7. Dress	7. Sleepwear
	8. Dress	8. Dressy Shirt	8. Sportswear
	9. Dressy Shirt	9. Dressy Skirt	9. Sweat Pant
	10. Dressy Skirt	10. Formal	10. Sweatshirt
	11. Formal	11. Holiday	11. T-Shirt
	12. Holiday	12. Jumper	12. Vest
	13. Jumper	13. Shorts	
	14. Shorts	14. Slacks	
	15. Slacks	15. Sleepwear	
	16. Sleepwear	16. Sundress	
	17. Sweatpants	17. Sweatpants	
	18. Sweatshirt	18. Sweatshirt	
	19. T-Shirt	19. T-Shirt	
	20. Vest	20. Vest	

### Coats,Blazers,Jackets

#### Division

Class:

1. Casual
2. Dressy
3. Formal
4. Holiday

## CRAFT DIVISION

1. All General rules of the Jim Wells County Fair apply to this department.
2. Each entry must be accompanied by a 3x5 index card with description of item **5 POINTS WILL BE DEDUCTED IF 3X5 INDEX CARD IS NOT ENCLOSED OR ATTACHED WITH THE ITEM.** All items must be enclosed in a zip-lock bag along with the 3x5 index card.
3. All jewelry shall be attached to a note card or tag board and in plastic bag ready for display. Place the 3x5 index card with item.
4. All items that must be hung, must have a loop or hanger attached so that it may be displayed.

### **3-D Art Craft** **Division**

Class:

1. Button
2. Creative
3. Foam
4. Pasta
5. Puzzle 3-D
6. Rubber Band
7. Sand Sculpture
8. Seashells
9. Seeds-Beans
10. String 3-D
11. Styrofoam Bean
12. Yarn-Thread

### **Beading** **Division**

Class:

1. Belts
2. Bracelets
3. Earrings
4. Hair Pieces
5. Holiday
6. Key Ring
7. Necklace
8. Scarfs

### **Ceramic** **Division**

Class:

1. Decal
2. Glaze
3. Holiday
4. Jewelry
5. Sculpture
6. Stain

### **Clay** **Division**

Class:

1. Holiday
2. Jewelry
3. Sculpture

**Country/Southwest****Division**

Class:

1. Baskets
2. Center Pieces
3. Chimes
4. Decorated
5. Dream Catcher
6. Hat
7. Hay Bales
8. Hoops
9. Skulls/Bones
10. Swags
11. Wall Hanging
12. Wood

**Decorated Candles****Division**

Class:

1. Beaded
2. Center Pieces
3. Holiday
4. Jeweled
5. Sequenced

**Decorated Clay Pot****Division**

Class:

1. Decoupage
2. Holiday
3. Mosaic
4. Painted

**Decoupage****Division**

Class:

1. Boxes/Baskets
2. Home Accessories
3. Personal  
Accessories
4. Pictures
5. Reverse Collage

**Doll****Division**

Class:

1. Button
2. Ceramic Porcelain
3. Corn Husk
4. Costume
5. Ethnic
6. Foam
7. Mop
8. Paper Twist
9. Period
10. Spool
11. Wood

**Felt****Division**

Class:

1. Accessories
2. Holiday
3. Home Accessories
4. Personal

**Foam****Division**

Class:

1. Animal
2. Door Hanger
3. Floral
4. Frame
5. Greeting Card
6. Holiday
7. Home Accessories
8. Jewelry
9. Magnet
10. Pencil Topper
11. Personal  
Accessories
12. Wall Hanging
13. Wreath

**Frame****Division**

Class:

1. Everyday
2. Holiday
3. Shell
4. Special Occasion
5. Wedding
6. Wood

**Hair**  
**Division**

Class:

1. Barrettes
2. Bows
3. Decorated
4. Headbands
5. Holiday
6. Scrunches
7. Visors

**Jewelry**  
**Division**

Class:

1. Accessories
2. Belt
3. Bracelets
4. Earrings
5. Friendly Plastics
6. Hair Pieces
7. Holiday
8. Necklace
9. Oven Baked Clay  
Dough
10. Pins

**Leather**  
**Division**

Class:

1. Belt
2. Hair Piece
3. Jewelry
4. Key Chain
5. Purse/Wallet
6. Sheath
7. Quiver

**Magnet**  
**Division**

Class:

1. Animal
2. Ceramic
3. Flowers
4. Foam
5. Frame
6. Holiday
7. Rainbow
8. Shell
9. Shrink Art
10. Stars
11. Wood

**Metal**  
**Division**

Class:

1. Holiday
2. Home Accessories
3. Jewelry
4. Mobile
5. Personnel  
Accessories
6. Sculpture
7. Wind Chimes

**Miniature**  
**Division**

Class:

1. Accessories
2. Dolls
3. Furniture
4. House
5. Shadow Boxes

**Paper Art**  
**Division**

Class:

1. Greeting Card
2. Holiday
3. Jewelry
4. Picture
5. Wreath
6. Puppet

**Plastic Art**  
**Division**

Class:

1. Animal
2. Floral
3. Greeting Card
4. Holiday
5. Home Décor
6. Jars
7. Jewelry
8. Magnet
9. Pencil Topper
10. Personal  
Accessories
11. Religion
12. Sculpture
13. Wall Hanging
14. Wreath

**Pom Pom**  
**Division**

Class:

1. Accessories
2. Animals
3. Holiday
4. Jewelry
5. Pencil Topper

**Recycled**  
**Division**

Class:

1. Animals
2. Aluminum
3. Bookmarker
4. Bottles
5. Glasses
6. Holiday
7. Home Décor
8. Jars
9. Paper
10. Plastic
11. Tin Can
12. Wind Chimes
13. Wall Hanging
14. Wreath

**Sand**  
**Division**

Class:

1. Bottle
2. Holiday
3. Jars

**Shell**  
**Division**

Class:

1. Frame
2. Jewelry
3. Picture
4. Wall Hanging
5. Wind Chime

**Shrink Art**  
**Division**

Class:

1. Holiday
2. Jewelry
3. Magnet

**Special Holiday**  
**Division**

Class:

1. Baby
2. Birthday
3. Christmas
4. Easter
5. Father's Day
6. 4<sup>th</sup> of July
7. Halloween
8. Homecoming  
Mum
9. Mother's Day
10. New Year's Day
11. St. Patrick's Day
12. Thanksgiving
13. Valentine
14. Wedding

**Sun Catcher**  
**Division**

Class:

1. Animal
2. Comic
3. Floral
4. Holiday
5. Key Chain
6. Landscape
7. Large
8. Magnet
9. Mobile
10. Religion
11. Small

**Wall Hanging**  
**Division**

Class:

1. Basket
2. Chimes
3. Decorated
4. Hat
5. Holiday
6. Hoops
7. Swag
8. Wood

**Wood**  
**Division**

Class:

1. Basket/Box
2. Bird Feeder
3. Bird House
4. Candle Holder
5. Center Piece
6. Chimes
7. Clock
8. Game
9. Holiday
10. Inlaid
11. Lawn  
    Accessories
12. Puzzles
13. Toy
14. Walking Stick
15. Whirley Gig

**Wreath**  
**Division**

Class:

1. Cork
2. Everyday
3. Herbal
4. Holiday
5. Pinecone
6. Shell
7. Special Occasion
8. Sports
9. Seasonal



## TEXTILE DEPARTMENT

1. All General Rules of the Jim Wells County Fair apply to this department.
2. All items must be completed (front & back).  
Example: A crewel picture in a frame needs a proper backing.
3. Each entry must be accompanied by a 3x5 index card with description of item. **5 POINTS WILL BE DEDUCTED IF 3x5 CARD IS NOT ENCLOSED OR ATTACHED WITH THE ITEM.**

<u>Appliqued</u> <u>Division</u>	<u>Baby</u> <u>Division</u>	<u>Christmas</u> <u>Division</u>	<u>Crewel</u> <u>Division</u>
Class:	Class:	Class:	Class:
1. Apron	1. Afghan	1. Afghan	1. Apron
2. Baby	2. Baby Accessories	2. Apron	2. Bedspread
3. Bedspread	3. Bibs	3. Baby	3. Dish Towel
4. Holiday	4. Blankets	4. Bedspread	4. Doilies
5. Pillow	5. Booties	5. Doilies	5. Holiday
6. Pillowcase	6. Caps/Bonnets	6. Pillow	6. Napkin
7. Place Mats	7. Dress	7. Pillowcase	7. Pillow
8. Potholders	8. Holiday	8. Place Mats	8. Pillowcase
9. Purse/Tote	9. Mobiles	9. Potholders	9. Place Mat
10. Quilt	10. Pillow	10. Purse/Tote	10. Potholder
11. Rug	11. Sweater	11. Shirt	11. Purse/Tote
12. Tablecloth	12. Toy	12. Stocking	12. Shawl
13. Vest/Poncho	13. Wall Hanging	13. Sweater	13. Sweater
14. Wall Hanging		14. Tablecloth	14. Tablecloth
		15. Toy	15. Vest/Poncho
		16. Tree Skirt	16. Wall Hanging
		17. Vest/Poncho	
		18. Wall Hanging	

**Crochet**  
**Division**

Class:

1. Afghan
2. Apron
3. Baby
4. Bath Accessories
5. Bath Sets
6. Bedspread
7. Collars
8. Crochet Dolls
9. Doilies
10. Filet Crochet
11. Holiday
12. Home Decor
13. Kitchen Accessories
14. Pillow
15. Place Mats
16. Potholder
17. Purse/Tote
18. Rug
19. Scarf
20. Shawl
21. Sweater
22. Tablecloth
23. Toy
24. Vest/Poncho
25. Wall Hanging

**Cross Stitch**  
**Division**

Class:

1. Afghan
2. Apron
3. Baby
4. Bedspread
5. Collar
6. Doilies
7. Holiday
8. Pillow
9. Place Mat
10. Potholder
11. Purse/Tote
12. Shaw
13. Sweater
14. Tablecloth
15. Vest/Poncho
16. Wall Hanging

**Decorated**  
**Division**

Class:

1. Belts
2. Collars
3. Dresses
4. Hat
5. Holiday
6. Pant
7. Pant Set
8. Personal Accessories
- 9.. Shirt
10. Shoes
11. Skirt

**Decorated Doll**  
**Division**

Class:

1. Baby Doll Clothes
2. Barbie Doll Clothes
3. Costume Doll Clothes
4. Crocheted Clothes
5. Ethnic Clothes
6. Holiday Clothes
7. Native American
8. Period Clothes
9. Pillowcase Dolls
10. Sewn Clothes

**Decorated Jacket/  
Vest Division**

Class:

1. Appliqued
2. Beaded
3. Button
4. Combination
5. Decorated
6. Holiday
7. Jeweled
8. Lace
9. Painted
10. Ribbon
11. Sequined

**Doll  
Division**

Class:

1. Holiday
2. Hand Sewn
3. Machine Sewn
4. Porcelain
5. Sock
6. Stuffed

**Embroidery  
Division**

Class:

1. Apron
2. Bedspread
3. Dish Towel
4. Doilies
5. Holiday
6. Napkins
7. Pillow
8. Pillowcase
9. Pillowcase Doll
10. Place Mat
11. Potholder
12. Purse/Tote
13. Shawl
14. Sweater
15. Tablecloth
16. Table Runner
17. Vest/Poncho
18. Wall Hanging

**Knit  
Division**

Class:

1. Afghan
2. Apron
3. Baby
4. Bath Accessories
5. Bath Set
6. Bedspread
7. Collars
8. Crochet Dolls
9. Doilies
10. Holiday
11. Kitchen  
Accessories
12. Pillow
13. Place Mat
14. Potholder
15. Purse/Tote
16. Rug
17. Scarf
18. Shawl
19. Sweater
20. Tablecloth
21. Toy
22. Vest/Poncho
23. Wall Hanging

**Machine Sewn****Division**

Class:

1. Appliqued
2. Baby
3. Creative Design
4. Holiday
5. Pieced
6. Pillow
7. Pillow Top Shirt
8. Pillow Top Dress
9. Pillow Quilt
10. Quilt
11. Stuffed Animal
12. Toy

**Miscellaneous****Division**

Class:

1. Cut Work
2. Jewelry
3. Latch Hook
4. No Sew Quilt/  
Blanket
5. Personal  
Accessories
6. Picture
7. Pillow
8. Stitching
9. Tatting
10. Weaving
11. Yarn

**Needlepoint****Division**

Class:

1. Doilies
2. Holiday
3. Pillow
4. Place Mat
5. Purse/Tote
6. Toy
7. Vest/Poncho
8. Wall Hanging

**Plastic Canvas****Division**

Class:

1. Baby
2. Basket
3. Bath Accessories
4. Bird House
5. Coasters
6. Dolls
7. Doll Furniture
8. Eye Glass Holder
9. Frame
10. Holiday
11. Jewelry Box
12. Kitchen  
Accessories
13. Pencil Holder
14. Personal  
Accessories
15. Planter Cover
16. Purse/Tote
17. Religion
18. Scissor Holder
19. Tissue Cover
20. Toy
21. Wall Hanging
22. Wreath

<b><u>Quilted</u></b> <b><u>Division</u></b>	<b><u>Sweatshirt</u></b> <b><u>Division</u></b>	<b><u>Textile Painting</u></b> <b><u>Division</u></b>	<b><u>T-Shirt</u></b> <b><u>Division</u></b>
Class:	Class:	Class:	Class:
1. Apron	1. Appliqued	1. Dress	1. Appliqued
2. Appliqued	2. Beaded	2. Holiday	2. Beaded
3. Baby	3. Button	3. Home Accessories	3. Button
4. Bedspread	4. Combination	4. Pant Set	4. Combination
5. Embroidery	5. Decorated	5. Personal Accessories	5. Decorated
6. Holiday	6. Holiday	6. Shirt	6. Holiday
7. Miniature	7. Jeweled	7. Shoes	7. Jewelry
8. Pieced	8. Lace	8. Skirt	8. Lace
9. Pillow	9. Painted	9. Wall Hanging	9. Painted
10. Pillow Quilt	10. Ribbon		10. Ribbon
11. Place Mat	11. Sequined		11. Sequined
12. Potholder			
13. Pre-Printed			
14. Purse/Tote			
15. Rug			
16. Tablecloth			
17. Toy			
18. Vest/Poncho			
19. Wall Hanging			

## ART DIVISION

1. All General Rules of the Jim Wells County Fair apply to this department.
2. A 3x5 index card must be attached to each entry with description of item. **5 POINTS WILL BE DEDUCTED IF A 3X5 INDEX CARD IS NOT ATTACHED.**
3. All pictures must be framed and ready to be hung with wire (Nothing else will be accepted). **5 POINTS DEDUCTED**

### Acrylic Division

Class:

1. Abstract
2. Animal
3. Landscape
4. Portraits
5. Still Life

### Cartoon Division

Class:

1. Animal
2. Figure
3. Portrait
4. Picture Story  
(Min. of 4 Frames)

### Charcoal Division

Class:

1. Abstract
2. Animal
3. Landscape
4. Portrait
5. Still Life

### Craft Division

Class:

1. Button
2. Glitter
3. Pasta
4. Puzzle Picture
5. Rub Out
6. Sand
7. Scrapebook
8. Shell
9. Seed/Bean
10. Storyboard
11. Styrofoam  
Peanut
12. Yarn/Thread/  
String Art

### Ink Division

Class:

1. Abstract
2. Animal
3. Landscape
4. Portrait
5. Still Life

### Magic Marker Division

Class:

1. Abstract
2. Animal
3. Figure
4. Landscape
5. Number
6. Picture Story  
(Min. of 4 Frames)
7. Portrait
8. Still Life

### Mix Media Division

Class:

1. Abstract
2. Animal
3. Landscape
4. Portrait
5. Still Life

### Oil Painting Division

Class:

1. Abstract
2. Animal
3. Landscape
4. Portrait
5. Still Life

**Paint by Number****Division**

Class:

1. Abstract
2. Animal
3. Cartoon
4. Landscape
5. Portrait
6. Still Life

**Pastel****Division**

Class:

1. Abstract
2. Animal
3. Cartoon
4. Landscape
5. Portrait
6. Still Life

**Pencil****Division**

Class:

1. Abstract
2. Animal
3. Cartoon
4. Landscape
5. Portrait
6. Still Life

**Water Color****Division**

Class:

1. Abstract
2. Animal
3. Cartoon
4. Landscape
5. Portrait
6. Still Life

## PHOTOGRAPHY

1. All General Rules of the Jim Wells County Fair apply to this department.
2. Attach a 3x5 index card explaining the location season and the effect desired. **5 POINTS WILL BE DEDUCTED IF 3X5 INDEX CARD IS NOT ATTACHED TO PHOTO.**
3. **Size of Photographs:** All photos must be 8x10 in size or 5x7. If you plan to enter same picture from County 4-H Photography Contest in the spring, size must be 8x10 or 5x7.
4. **Mounting of Photographs:** All prints must be permanently mounted solid on photographic mount board (mat board is available at Hobby Lobby, Michael's, or Photo Store). **Photos cannot be framed. If framed, it will not be accepted.** Mount board is not foam of any kind, poster board or sponge board.
5. **Negatives/Picture Disks:** NOT required in any divisions.
6. **Picture Story Division:** Digital entry (one photo) containing three (3) smaller images and minimal text that tells a story.
7. All entries must have been taken on/after the Jim Wells County Fair of last year.
8. Read class divisions carefully as pictures not entered in correct category or following category descriptions will be disqualified.

### Photo Division

#### Class:

- |                       |                                   |
|-----------------------|-----------------------------------|
| 1. Animals-Domestic   | 8. Food                           |
| 2. Animals-Wildlife   | 9. Holiday                        |
| 3. Catch All          | 10. Landscape/Nature (Non-Animal) |
| 4. Details & Macros   | 11. Motion/Action                 |
| 5. Dominant Color     | 12. Night                         |
| 6. Elements of Design | 13. People                        |
| 7. Enhanced           | 14. Plant/Flora                   |
|                       | 15. Shadow-Silhouette             |



## Photography Class Descriptions:

### Animals-Domestic:

Photos focusing on the various animals that have been tamed and made fit for a human environment. To be considered domesticated, the animal must have their behavior, life cycle, or physiology systemically altered as a result of being under human control for many generations.

**Examples: Chickens, Cows, Dogs/Cats, Geese/Ducks (Domestic use), Hamsters, Horses, Pigs, Sheep, Goat, etc.**

### Animals-Wildlife:

Category focuses on animals not tamed or domesticated and commonly found in the wilderness or the bodies of water throughout the country and world. Photos can be of wildlife in nature, zoos, and/or petting zoos.

**Examples: Birds, Deer, Elephants, Snakes, Whales, etc.**

### Catch-All:

Photos that **DO NOT FIT** into one of the other categories.

**Examples: Long exposure zoomed images, painting with light, polaroid image and emulsion transfers, still-life, etc.**

### Details & Macro:

Getting in close is the name of the game for this category. We welcome pictures of small details that suggest a larger story. This is also the place for macro photographs.

**Examples: Clocks, coins, ice crystals, insects, stamps, etc.**

### Dominant Color:

Photos with a dominate color. The dominant element in the image must be a specific color, such as red, yellow, blue, white, black, green, etc.

**Examples: Bowl of lemons, in a yellow bowl, on top of a yellow table covering, with a bright yellow tone sun lighting on it.**

### Elements of Design:

Images use of graphic elements of design. Photos that showcase line, shape, pattern, form, texture, perspective, etc. Photo can consist of any subject matter.

**Examples: Line, pattern, perspective, shape, etc.**

**Not Allowed: Digital creations or graphic designs made in software such as Photoshop, InDesign or Illustrator.**

### Enhanced:

A single photo that has been technically manipulated to be an abstract, panoramic, stitched or composite image. Other variations are allowed as well.

**Example: Photoshop composites and creations, Images greatly manipulated with a variety of filters, Photos with artistic borders, Photos stitched into a panoramic, etc.**

### Food:

Category is a still life specialization of photography, aimed at producing attractive photographs of food for use in such items of advertisements, packaging, menus and/or cookbooks.

**Examples: Cakes/pies, Easter Eggs, fruits and place settings, ingredients, sandwiches, Thanksgiving dinner, , etc.**

**NOT ALLOWED:** No photos of alcohol beverages are allowed.

### Holiday:

This category includes images of Holiday related items.

**Examples: Christmas Wreath, Eater Basket, Valentine's Heart, U.S. Flag for 4<sup>th</sup> of July, etc.**

**Landscape/Nature (Non-Animal):**

The focus of this category includes landscapes, outdoor scenics, nature images, sunsets, urban landscapes, seascapes, cityscapes, and farms. Images focus on the beauty of the outdoors.

**Example: Gardens /Landscapes, Outdoors, Scenic, etc.**

**NOT ALLOWED:** Primary subject is a person or wildlife.

**Motion/Action:**

The capture of movement within a single photo.

**Example: Ferris Wheel Spinning, Sporting Events, Horse running across field, etc.**

**Night:**

Photos that capture objects in or against the night sky. Photos can include objects such as buildings, landscape features, people, light trails, etc. seen at night. Objects seen in the night sky such as stars and planets are also acceptable. The use of a telescope is permitted.

**Example: Milky way, meteor shower, moon, cityscape at night.**

**NOT ALLOWED: Sunset and sunrise photos.**

**People:**

Photos focus from all walks of life, parenting and family, children, babies, models/fashion, sports, and couples. All individuals in the photos must have provided consent and permission as a subject. If requested, a release will be needed from the photographer and subject.

**Example: Babies, Families, Kids, Models/Fashion, etc.**

**Plant/Flora:**

Photos of interesting, unique, and beautiful flowers and flora. Photography can occur outdoors or indoors. Photo subject should be that of a single flower, plant, bush, tree, etc. Large collections of plant/flora should be considered for entry into the Landscape/ Nature category.

**Example: A rose, an upward shot of a tree, etc.**

**Shadow/Silhouette:**

A silhouette is an outline that appears dark (typically a single color) with little or no details/features against a brighter background. Recording patterns of light and shade for a desired effect or emphasis is the definition of a shadow. The Silhouette or shadow must be the primary subject and focus of the image.

Example: Shadows/Silhouettes of people, plants, animals, structures, architectures, or natural structures.

**NOT ALLOWED: Reflections**