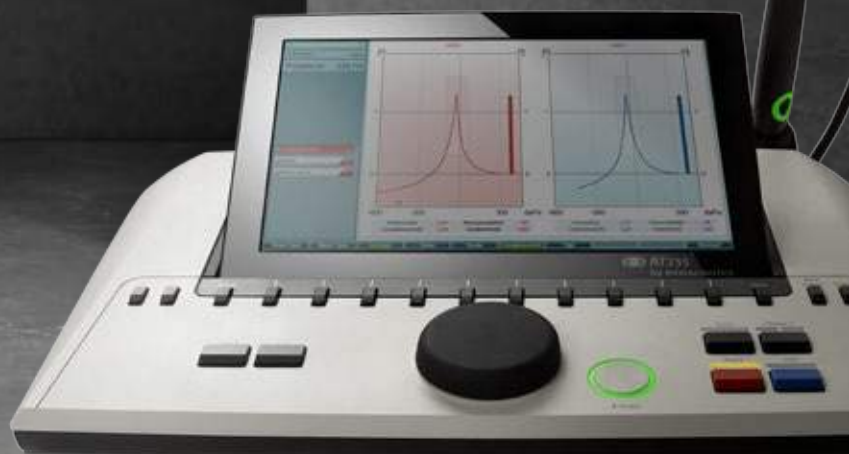



AT235 Middle Ear Analyzer

Diagnostic & clinical
tympanometry with
basic audiometry



User friendly & reliable middle ear analyzer

Flexible use &
mounting
User friendly &
reliable

The AT235 is an automatic middle ear analyzer ideal for diagnostic and screening evaluations.

Test batteries

Test batteries of the AT235 include standard tympanometry, ipsilateral and contralateral acoustic reflex and reflex decay, Eustachian tube function test (Williams test), and air conduction audiometry including automated test function.

The AT235h, the extended version of the AT235, also includes high frequency probe tones to optimize testing of infants, manual tympanometry, reflex latency and two additional ETF tests suitable in case of a perforated (Toynbee test) or patulous tympanic membrane (continuous sensitive impedance measurement).

A basic air conduction pure tone audiometry function is a standard feature on the AT235. Basic pure tone audiograms may be generated manually or with an automatic HL function. All that is required is the purchase of an optional headset.



Tympanogram and reflex test results displayed simultaneously



Flexible use and mounting

Ergonomically designed and user friendly, the AT235 can be used as a desk unit, wall-mounted unit, or portable instrument.

An optional bracket for wall mounting is available, but the mounting holes also make it possible to use a standard bracket with VESA mounting that can be bought in many TV stores.

AT235 is the optimum solution if traveling between sites:

- The AT235 can hold up to 500 clients and 50,000 sessions that, in combination with the optional SYNC mode, can be used to synchronize with the Interacoustics database OtoAccess™ or NOAH when returning to your office
- A printer can be connected directly to the AT235 eliminating the need for a PC
- Optional carrying case

Extended version

AT235h is the extended version that offers high frequency probe tones (678, 800 and 1000Hz), manual tympanometry, reflex latency and two additional Eustachian tube tests

Test:	AT235	AT235h
Tymp 226Hz	x	x
Tymp 678, 800 & 1000Hz		x
Manual tympanometry		x
Reflex Ipsilateral	x	x
Reflex Contralateral	x	x
EFT 1 test non-perforated tympanic membrane	x	x
EFT 2 test perforated tympanic membrane		x
EFT 3 patulous tympanic membrane		x
Reflex Decay	x	x
Reflex Latency		x
Pure tone audiometry	x	x
Modified Hughson Westlake audiometry test	x	x

Tympanometry & basic audiometry in one powerful device



User friendliness brought to the next level

Customizable protocols

Customizable protocols to meet specific client types

AT235 offers the possibility to create user-defined test protocols by combining different tests from the test battery into one test flow. For instance you can create a simple screening procedure and a more in-depth evaluation. Avoid wasting time with different client types as each test protocol can have separate test limits to meet the need of a specific client types.

Great overview of test results

The 10" adjustable display provides a great overview of the measurements where several test results can be seen on the same screen. The image is sharp and clear. The screen can be tipped and adjusted to avoid light reflection on the screen.

The built-in HDMI output makes it possible to show the screen on a projector or TV. This may be relevant in counseling sessions to help the client get a better understanding of the test results. It is also ideal for educational purposes, as students can easily follow the test results when displayed on a larger screen.

Reduced number of buttons

Few dedicated buttons on the AT235 make it easy to navigate between various functions. Function buttons with changing help texts on the screen guide you to navigate efficiently.

Dedicated probe systems

The AT235 includes either a diagnostic probe or a clinical probe system to fit your needs.






The diagnostic probe is hand-held and ideal for quick tymps and a screening reflex.

The clinical probe is ideal for more lengthy exams where stability is important and noise from rattling should be avoided.

You can choose to have both probe systems included with your AT235. It is quick and easy to change between the two probe systems. The clinical probe shoulderbox can be placed on the client by using the optional headband, clips or key hanger.

Probe status is displayed on the probe shoulderbox for both probe systems which enables you to keep focus on the client. The probe has a button for remote change of ears - this also applies to both probe systems.

Both probe systems are very easy to take apart for cleaning.

Color:	Probe:	Status:
Red		Right ear is selected. Probe is out of the ear.
Blue		Left ear is selected. Probe is out of the ear.
Green		Probe is in the ear and a seal is maintained.
Yellow		Probe is in the ear and is blocked, leaking or too noisy.
White		The probe has just been attached. Probe status is yet unknown.

Probe status displayed on probe / shoulder box

Diagnostic probe

Clinical probe

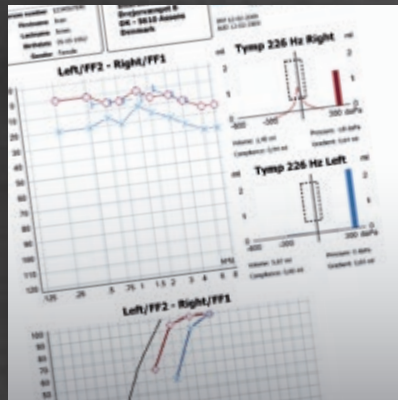
10" adjustable display




Optional wall mounting bracket offered

PC Integration Printing Language options

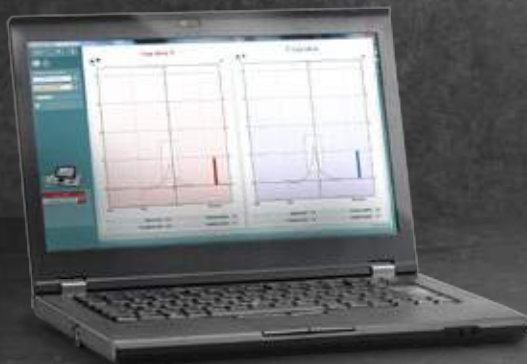
Direct printout from the AT235 or via customizable templates in the Diagnostic Suite software. Save in NOAH or the Interacoustics OtoAccess™ database.




Printout via Diagnostic Suite software and the Print Wizard.



Direct printouts from standard printer





Supports several languages

The display language of the AT235 can be changed according to your need: Chinese, English, Finnish, French, German, Greek, Italian, Japanese, Korean, Norwegian, Polish, Portuguese, Russian, Spanish and Turkish.

Printing Options

You can print directly from the AT235 to a small 3" printer or a standard printer eliminating the need for a PC if you just want to print your measurement. If the data is downloaded to the Interacoustics OtoAccess™ database or NOAH, printouts may be generated through the PC.

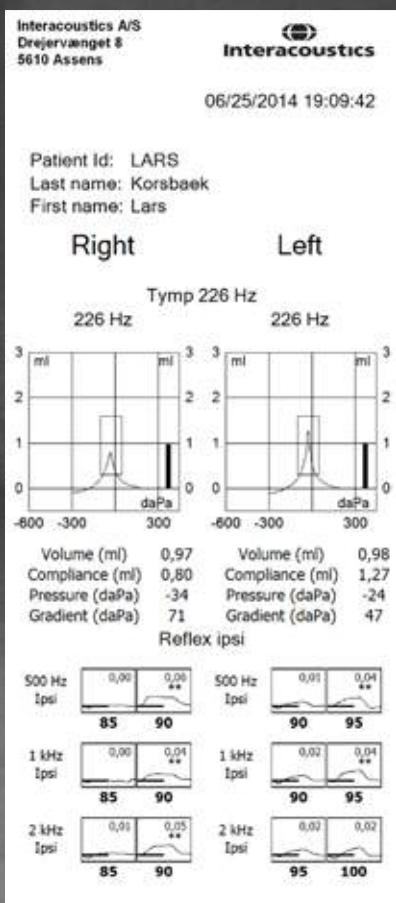
Combined printing and reporting

The Print Wizard combines audiometric, impedance and fitting data for full client reporting.


Unlimited customizable templates are useful alternative templates for different test applications.

- Retrieve client demographics from OtoAccess™ and NOAH
- Merge audiometric and impedance test data onto a single page
- Text field for session observations and conclusions
- Insert bitmaps, such as clinic logos
- Individual session dates
- Highly configurable symbols for quick reference

Design your own reports
 Interacoustics software suites include a common embedded print wizard. This is a flexible tool that supports reporting requirements for streamlining workflow.



Direct printout from 3" printer



Interacoustics a/s

Interacoustics is a world leading diagnostic solutions provider in the field of hearing and balance assessment. We help the professional audiology world reach new milestones through continuous developments and a constant focus on integration and direct customer value.

With you at all times

Whenever you purchase audiological equipment with the Interacoustics brand on it, you are not just guaranteed a quality product but also highly trained support personnel with specialized knowledge. We operate in over 100 countries worldwide through a carefully selected network of distributors and service centers to ensure that you receive total support and service.

Product specifications

All technical and hardware specifications concerning the AT235 can be downloaded from our website.

Read more at
interacoustics.com

Interacoustics a/s

Drejervaenget 8
DK-5610 Assens

T +45 6371 3555
F +45 6371 3522

info@interacoustics.com
interacoustics.com

Go online to
explore our
full product
range



Interacoustics

ABR/OAE

Balance Assessment

Fitting Systems

Middle Ear Analyzers

Audiometers