

*Since 1948 Exploring the Wonderful World of Beekeeping Together*

## The Bee Buzzer

*Monthly Publication of the*

### Northeastern Kansas Beekeepers' Association

VOLUME 74, NUMBER 3

EDITOR: CHERYL BURKHEAD

March 2022

#### General Meeting

**(IN PERSON ONLY-website for updates)**

**Monday, March 21, 2022 (7 p.m.)**


Douglas County Fairgrounds Bldg. 21N  
2110 Harper St., Lawrence KS

**Directions:** The address is 2110 Harper St. It is easily accessible from 23<sup>rd</sup> Street. Turn north on Harper Street and it is just a few blocks. We are in Building 21 North, which will be on your left after you turn into the fairgrounds.

**Main Program: "Installing Package Bees & Nucs."** Robert Hughes, Beekeepers.com, will show us best practices for installation of package bees and nucs.

#### Beelines

By President Ed Darlington



I recently watched a great webinar that was extremely interesting and gives us lots of data and understanding of what can help honeybees. We have started planting strips in our yard with a variety of cover crops and flowers to help build the soil. I was also amazed at the effect of attracting beneficial insects. Worth watching.

[Prairie Strips Winter Webinar Series | Sand County Foundation](#)

WINTER WEBINAR SERIES - PRAIRIE STRIPS AS HABITAT FOR BENEFICIAL INSECTS (Prairie Stirps Webinar 3)



**2022 Meeting Dates: (Starting Time is 7pm. Q & A sessions are virtual via Zoom)**

- March 7, 2022 (Let's Talk Bees Q & A)
- March 21, 2022
- April 4, 2022 (Let's Talk Bees Q & A)
- April 18, 2022
- May 2, 2022 (Let's Talk Bees Q & A)
- May 16, 2022
- June 4, 2022 FUNDAY!

**Please stay at home if you are not feeling well or exhibiting symptoms.**



**Beekeeping Swap Meet**  
Crawford Co. Museum,  
Pittsburg, Ks  
April 2 - 9 am to 3 pm  
rain or shine!

**Buy Sell Swap!**

SE Kansas **BEEKEEPING** Alliance

Free to all vendors and guests.  
Sponsored by SE Kansas Beekeeping Alliance.





## Ol' Bee Gal

“Learn continually – there’s always ‘one more thing’ to learn!” Steve Jobs

The first two months of each year, the NEKBA group focuses on teaching and learning. We are approaching a new beekeeping season and I think we are truly united in wanting to be better beekeepers; we want to watch our bees thrive. If you are new to beekeeping, our classes were a terrific opportunity to start right. We had wonderful presentations and a fantastic audience. I don’t know who thrills me more: the scholarship youth who are taking a chance with bees, (Everyone in your school might think you are really a geek if you keep bees – they won’t.) or the senior who is still eager to try something new and wants to know how to keep their bees healthy. I applaud you all.

Thank you to the beekeeping class committee: Robert Burns, Cheryl Burkhead, Jo Patrick, Jay Francis, Matthew Brandes, Steve Tipton and me. Hours and hours of planning, meeting, checking, and rechecking. We didn’t get to meet in person in 2021, so our 2022 classes seemed just a little more special. This committee was truly terrific. We had several speakers from our own club step up and help out and a couple of wonderful guys from up north. Thank you to Noah Summers. He taught us all about the joy of swarms. Rogan Tokach presented IPM for varroa mites with a fervor usually reserved for sporting events! Both of these classes were recorded! They now reside in the archives of the NEKBA website at [www.nekba.org](http://www.nekba.org). So, no excuses! Even if you couldn’t make it to the class, you can catch up or brush up on beekeeping ideas.

We are back to meeting in person at the DG Co Fairgrounds. We will (probably) no longer have mask mandates. But I appreciated everyone’s care and concern for each other during our classes. If you do not feel well, please continue to segregate


from groups. We have not won this Covid battle yet.

Our next big event is our FunDay. Jay Francis has been working and planning to make this year’s event extra special. I am certain he will succeed. As always, we need volunteers. Give Jay a shout if you’d like to offer a hand. It would be greatly appreciated.

Don’t forget our monthly Question and Answer sessions. We have already compiled quite a few questions from some of our newest beekeepers. You can submit your questions in advance by email. You can type your question in the “chat box” of the Zoom program. You can even unmute yourself and speak up. Questions can be sent to Robert Burns or me (Becky Tipton). Contact information for all officers is in this newsletter. Everyone who attended the classes will receive a Zoom invitation via email—check your spam folder if you don’t see it. Matthew Brandes, our program chair, has rounded up some terrific talent for our meetings. Keep this learning thing going. Join us for meetings, join us on Zoom, join us for FunDay. Those who wish to gather honey must have the courage to face the bees. (African proverb)

**Becky Tipton, Special Events Coordinator**

## FunDay Silent Auction Items



If you have beekeeping or fun bee-related items you would like to pass on, consider bringing those items to the NEKBA meetings. I will collect them to be used in the silent auction during FunDay. Hope to see you there!

**Jay Francis, FunDay Coordinator**



## The Honey Pot

### Honey Baked Chicken

- 3-pound whole chicken-fresh, thawed, ready to bake, cut into pieces
- ½ cup butter-melt and toss it in for a buttery flavor.
- ½ cup honey-adds thickness and a touch of sweetness to the sauce.
- ¼ cup prepared mustard-imparts a tangy mustard flavor while chicken is cooking.
- 1 tsp. salt
- 1 tsp. curry-lend a deep rich, warming, and earthy flavor and often a golden color to the chicken.

Preheat oven to 350-degree F. In a deep baking pan, arrange the chicken pieces skin side up. Mix softened butter, honey, mustard, curry powder, and salt in a small mixing bowl and pour over the chicken. Bake for 1 ¼ hours (75 min) until chicken is well browned, tender and juicy. Basting it with pan drippings every 15 min.

### ASK QUINBY & REMI



**Dear Quinby and Remi:** With the March weather being so up and down, temperature wise, what should we be doing with our bees?

**Quinby and Remi answer:** There are several things to think about. Number one is are they hungry? If they only have a few frames of honey or less, then you need to feed. This time of year, you'll want to feed 1:1 syrup: 4# of sugar and 4# or ½ gallon of

hot water. If you had a hive die and have some honey in that hive, you can share it with the live hive. After the emergency food part is determined, you'll want to decide what your plans are for your bees. Joli and Cecil are helping their last year scholarship students decide that now. Do they want to keep the same number of hives that they had or do they want to expand to have more hives? If your answer is to expand your hives, you'll want to feed your hives to stimulate egg laying. If, on the other hand, you do not want to expand your number of hives, then only feed if your bees have no honey stores. Another tip: if you do not want to expand to more hives, get a friend involved in beekeeping and plan to share your extra brood with them. You can sell them frames of brood and they can get a queen to help their hive along. Also, right now, any hives of Cecil's that had several frames of brood and a lot of bees, they are adding another hive body with frames for the queen to expand her laying into it. They won't have any queens for at least a month and this move buys some time and some frames of brood! Their plan is to replace any winter losses by splitting their own bees.

**Dear Quinby and Remi:** One of my hives died out. Can I use that equipment with new bees this spring?

**Quinby and Remi answer:** Yes, you can reuse that equipment, but first you'll want to clean out the hive. Brush off any dead bees to keep them from molding. Clean off the bottom board, make any repairs that need to be made. If you have any honey left in the frames, you might consider putting them in plastic bags and reusing those frames for your new bees.

Just a quick short story about an email that Joli had this week. The emailer was saying that she was a customer at the Farmers Market and she was asking for some Orange Blossom Honey. She stated that she wanted to buy local and could she get some from her. Joli's reply was that she only sells local honey and since there are no orange trees in Kansas, she didn't have any!

**It's that time again. Please consider renewing your membership today at [www.nekba.org](http://www.nekba.org) via PayPal or by mail or at the meeting. Many thanks for your support!**

## 2022 Youth Scholarship Program



Many thanks to those that donated money by buying raffle tickets at the two classes. Also, many thanks to Beekeepers.com for the donation of gloves to all of the kids and for donating a bee suit for the raffle. I also want to thank two past scholarship moms, April Armstrong and Krista Wilson, for taking care of the raffles at the Year 2 class as I double-booked myself that day. The two raffles that we held at the two classes raised a total of \$583. That is almost enough to sponsor one student! Again, thanks to those that donated.



The students have their hives put together and are working on getting them painted. April 15<sup>th</sup> will soon be here—that's when they'll be getting their bees and their adventure will begin. The parents and mentors were all great in working together to get their hives nailed together. A huge shout out to Matthew Brandes for letting us use your fabulous workshop. It was so great!

Quite a few of last year's students have decided to get more hives next year. Almost all of last year's students were able to attend the Year Two & Beyond class. I am so proud of all of them!

**Joli Winer, Youth Scholarship Chair**



### Tips for March

- Consider helping a neighbor get started in beekeeping by selling them a split from your hive. You can buy a queen from a queen breeder or local bee supply. This could keep your bees from swarming later in the year.
- Resolve to keep better records for 2022.
- Equalize hives to minimize swarming; brood from healthy hives may be transferred to a weaker colony. Food frames could also be shared. **WARNING: never move frames unless you know where your queen is. Find the queen first.** Never make an exception to this rule!
- You should have several frames of brood in your hives now. If you don't, then you have a problem. It may be your queen or there aren't enough nurse bees to take care of the brood. The queen won't lay more eggs than the workers can care for or keep warm.
- Scrape off your bottom board.
- Check the level of your hives, they should tip slightly forward.
- Entrance reducers can be removed any time after April 1<sup>st</sup>.
- Check colonies for food-if they need food, feed. If they have food-don't feed unless you want to make some splits or increases-if you feed too much it encourages swarming. Know what your plan is for your hives before you take actions that have consequences. Bad weather can limit foraging opportunities for your bees. Feed 1:1 sugar syrup (by weight) to stimulate brood rearing -this translates to 1- 4 lb. bag of sugar to ½ gallon of hot water.
- Check pollen stores. Usually, pollen is on the 2<sup>nd</sup> frame in on both sides-the outside frame is usually honey and the next frame in is usually pollen.
- Put a swarm trap in your bee yard. Bees are valuable.
- Evaluate your brood patterns to decide if you need to re-queen your hive.
- Reverse your brood chambers if and only if your brood is all in the upper box-if it is in two

hive bodies then leave it as it is.

- Replace any old or damaged comb-specifically any comb that has been damaged by mice.
- If you plan to treat for varroa mite, it is best to treat early when you have lower bee populations.

---

## Meet the Beek



My name is Dustin Scholl. I live in Lincoln, NE. I have been keeping bees for 12 years. I got started when I and my ex-wife, Kat, took a yearlong beekeeping class at the local community college. The 2 instructors had a combined 65 years of experience keeping bees. We met once a month for a year. They covered everything from bee biology, viruses/diseases/pests, swarming biology, equipment, had build days, honey extraction, etc. I wanted to take the class to see what everything was about and thought it could be my 'old man hobby' someday (I was 28 at the time). Kat was reluctant but said it could be something we take together. On the night of the first class, we were

making our way back to the car quickly because it was cold out. Once we got in the car, Kat exclaimed "WE ARE GETTING BEES, THAT IS AMAZING!!!!". We were hooked. We started our first year with one hive each. We kept our bees at Kat's family farm outside of Seward, NE, which is 15 miles west of Lincoln. We joined the Nebraska Beekeepers Association right away and attended every meeting. We got a subscription to Bee Culture, ordered beekeeping books, and took every class we could take including: Beginning beekeeping and a queen rearing class put on by the University of Nebraska with Dr. Marion Ellis. We attended NEKBA Bee FunDays where we met a great group of beekeepers that you have, and we made really good friendships with our Kansas beeks. We took Becky and Joli's Lotions & Potions Class when they were invited up for a Nebraska Beekeepers Association meeting.

That's when Kat (who is very creative) got excited about making our wax products and soaps. And just maybe we could turn it into a side hustle. We took home the recipes, ideas, and goodies from that day and set out trying to make our own. Through trial runs, tweaks, and some failed attempts, we came up with a suite of products we thought we would try to sell at a vendor show which was a 5k obstacle course at a local gym. They wanted vendors there that sold health related items and thought our handmade all natural products would fit right in. We drummed up a lot of excitement. The day came. The runners ran and then went home. Apparently, runners don't bring their wallets with them. We had 1 sale that day. We left and took a nap, then went for beer to drown our sorrows. But that didn't stop us. Several craft shows and farmers markets later, K&D's Honey Bees LLC was alive and well. We were in a few small boutiques across Nebraska. Our phones rang off the hook. Craft shows made sure we were coming back. Word of our stuff spread by word of mouth. We expanded to 15 hives after a few years. All of this while holding down our day jobs. We even gave a few talks at the NEKBA FunDay about what we thought we did right and wrong with launching our business. We were so humbled we were asked to speak.

After 2 years of beekeeping, I was asked to sit on the board of the Nebraska Beekeepers Association as the editor and website/social media person. I

began to mentor youth scholarship students with their beekeeping, working shifts at the state fair selling honey ice cream, honey, and our whole-saled wax products. Kat also served on the board as the treasurer but found that wasn't quite her cup of tea. We would share our information of beekeeping to anyone who would listen.



After being let go from my programming job of 14 years, I was lucky enough to get the position as Apiary Manager for the UN-L Bee Lab. I took care of about 70 colonies, helped teach beginning and advanced beekeeping courses, spoke at extension events, senior centers, environmental events, helped research students with their research efforts, and sold honey, etc. I even started a yearly event at a local brewery (I love craft beer) where they would brew a beer or two with Bee Lab honey. Everyone from the Bee Lab would come and talk about honey bees and native bees and a portion of the beer sales would be donated to the Bee Lab to help fund research.

In November 2019, at the age of 37, I suffered a heart attack due to an undiagnosed heart condition 2020 was a trying year for me, seeing if I could still keep up with my job, a new baby, our personal hives, and our garden. In January 2021, I had to retire from my Apiary Manager position as my heart attack made it hard for me to keep up.

I'm still keeping bees. I have 3 hives remaining so far this winter. I plan to split what I have. My bees sit on a 30-acre fruit and vegetable farm and pollinate everything for a 70-year-old woman who runs 3 farmers markets and does all the work herself. She's an inspiration.

I can't say enough good things about my Kansas friends, NEKBA and KHPA. I have learned a great deal of things that have made me a better beekeeper and steward of the earth. I am forever grateful for your knowledge, your leadership, and your mentorship. I look forward to many more years of beekeeping, Bee FunDays, and comradery.

Thank you for allowing me to share my story with all of you.

**Dustin Scholl**

## Honey Plants



As I step outside, I spot some of the earliest flowers of late winter. Silver Maples buzzing with a ton of activity as the bees visit flower sets opening along branch tips.



They offer nectar and pollen from female flowers that are reddish in color and male flowers that are

yellowish-green. A much needed first food resource as the colony begins to ramp up. The first eggs of the year are hatching and worker bees feverishly work to collect fresh nectar and pollen to feed hundreds if not thousands of late winter young larvae.



Pussy Willows, with relatively large striking furry flower clusters, are not far behind with a delightful nectar and pollen resource. The silvery to white hairs of the flower set are a type of inflorescence called a catkin. Unlike most flowers, catkins have no petals. Their covering of dense hair is designed

to protect delicate flowers from the cold late winter and early spring frigid temperatures.



Dandelions, for the longest time, have been considered the honey bee's first food of the season; however, we see trees in flower a bit earlier than dandelions. Research has proven that dandelions are a bridge between early season flowering trees and flowering fruit trees in Spring. Dandelions are a gap filler that offer a nectar source. Their pollen, although collected and utilized, is low in necessary amino acids for honey bees. Additionally, dandelion flowers produce peak pollen between 10:00-11:00 am and the flowers close in the afternoon. This dynamic limits the total amount of time they are utilized throughout the day.

With the first flowers of the season offering a resource for the bees, honeybees are limited by cold daytime hours. This limits the number of days bees can collect nectar and pollen. Freezing temperatures also shorten the bloom cycle of early season flowering trees and shrubs. So far this season, we have seen multiple days in a row with warm temperatures that allow for good collection days. Just around the corner, however, we are guaranteed to have additional days of cold temperatures that keep our bees hive bound.

**Chad Gilliland, Honey Plants Chairman**

***Please don't forget to renew your membership!***

*If you care about us, as we care about you,  
You'll make no delay and send in your dues-  
We try awful hard; we work without pay-  
To help you keep bees, in a practical way.  
Your continued support, will help us grow;  
The Editor and staff- thought you'd like to know.*

**SUBSCRIBE TO A MONTHLY BEE MAGAZINE.  
STAY INFORMED.**

[Bee Culture Magazine \(link\)](#)

[American Bee Journal \(link\)](#)

Use the links to subscribe directly...annual subscription rates average to just \$2.08 per month. This is fantastic information right at your fingertips.

As part of your beekeeping experience, it's important to be up to date with the trends in bee biology, honey processing, the industry, and much more!




#### MENTORING

Joli Winer and Cecil Sweeney will be mentoring beekeepers on the 2nd Monday of the month-- except for the first one which will be held on the Sunday night, April 10, at 5 pm. If you have bee suits, please bring them. We will go through some of our hives looking for eggs, larva and queens. We will talk about what you should be doing with your bees this month, lighting and using a smoker using a hive tool, and more. The cost is \$10 with all monies going to the youth scholarship and military mentorship programs. Please either call, text, or email Joli at 913-593-3562 or email at [joli@heartlandhoney.com](mailto:joli@heartlandhoney.com) to let me know that you are coming. If the weather is bad, we may reschedule, so check with us first. If you cannot afford the \$10, you can let me know ahead of time. Mentoring takes place at our home at 19201 S. Clare Rd., Spring Hill, KS.

#### DATES:

Sunday, April 10, 5 pm (note this is a Sunday)  
Monday, May 9<sup>th</sup>, 6pm  
Monday, June 13<sup>th</sup>, 6pm  
Monday, July 11<sup>th</sup>, 6 pm  
Monday, August 8<sup>th</sup>, 6pm  
Monday, September 12<sup>th</sup>, 6pm



## Military/Veterans Apprentices Program

This past month we met in person for our monthly NEKBA program. I believe this is what has been missing for reasons we could not control. It was great to be able to visit and SHARE information with other beekeepers. A member came up to me and said he would like to help out mentoring in the Leavenworth area if someone needed help. This is what we, as beekeepers, have to offer others - our knowledge and to share information to help them be successful in future years. In 2018, when we started this program, our first two recipients gave a program at Fort Leavenworth. I was given a Presidents Chip (token) at this program. On the edge of this token are the words; teach, mentor, conserve, and SHARE. Apparently when they made this token some years ago, there must have been a lot of thought put into it as it rings true on a lot of things in life. This coin will not buy a cup of coffee in Kansas City but it has earned a place on a ledge above my computer as a reminder of what we should be passing on to our future generations.

I'm proud to announce that the committee had the privilege of interviewing retired Army Major, Dennis Malone, who is going to be receiving our 2022 Military/Veterans Apprenticeship Program award. One of our officers, Cheryl Burkhead, was "sharing" information about bees with Dennis' wife and that beekeeping might be of interest to Dennis. This was passed on to me and shared with our committee members Steve Messbarger and Cecil Sweeney. After meeting with Dennis, we agreed that he would be a good fit for our program and a great addition to our club. To make this work due to his location, I asked two very knowledgeable beekeepers whose schedules are extremely busy, if they would assist us in mentoring Dennis. I would like to thank Cheryl Burkhead and Alex Pantos for sharing their knowledge and time.

**Andy Nowachek, Military/Veteran Appr. Liaison**



## Beekeeping Podcasts

I have numerous books about beekeeping and have subscribed to both the *American Bee Journal* and *Bee Culture* magazines for many years. I never quite seem to find the time to sit down and read. While working in the honey house or driving, I find listening to beekeeping podcasts both informative and enjoyable. Perhaps you'd like to listen to a few of my favorites:

- [PolliNation](#), Oregon State University Extension Service
- [Two Bees in a Podcast](#), University of Florida's Honey Bee Research and Extension Laboratory
- [Beekeeping Today Podcast](#) with Kim Flottum, Jim Tew, and Jeff Ott
- [Honey Bee Obscura](#) with Kim & Jim
- [2 Million Blossoms](#), Kirsten Traynor

Matt Brandes added two other podcasts that I'll have to check out:

- [The Contrary Beekeepers Show](#), Greg Burns, Dan Bokros, and James Blask
- [The Beekeepers Corner Podcast](#), Kevin Inglin.

Knowledge is power. Learn as much as you can, attend our classes and club meetings, and ask lots of questions. Happy beekeeping!

**Cheryl Burkhead, Editor**

## WHAT GIVES PEOPLE FEELINGS OF POWER







# FunDay!

Northeastern Kansas Beekeepers Association

June 4, 2022

Douglas County Fairgrounds

Krispn Given Purdue University

Jay Evans USDA ARS Research Lab

Dr. Judy Wu-Smart University of Nebraska

Dr. Autumn Smart University of Nebraska

University of Nebraska Research Students

National, Regional and Local Experts

Hive Demonstrations, Door Prizes, Vendors, Honey Ice Cream, Silent Auction, Mead Making, Value Added Product Demonstrations, Lunch and Snacks provided.

Register online: [www.nekba.org](http://www.nekba.org)

Hotel Reservations can be made through  
Country Inn & Suites by Radisson, Lawrence, KS  
2176 E 23rd St, Lawrence, KS 66046  
(785) 727-1825



# Kansas Honey Producers Extracting More Money from your Hives

## Third Thursdays via Zoom

These new, free, virtual, Value-Added programs will be presented on the 3<sup>rd</sup> Thursday of each month at 7 pm (Central time, United States) via Zoom. It is being sponsored by the Kansas Honey Producers Association as part of our membership drive. These programs are recorded and are on the [www.kansashoneyproducers.org](http://www.kansashoneyproducers.org) website if you would like to see the ones you have missed! You will receive an email before the program with the link to register. If you registered for a previous program, you will automatically receive the link to view each month via email. To register for the meetings, click on the link below or copy it in your browser

<https://us02web.zoom.us/meeting/register/tZMsdOiqqTwwHNxk7aeR5Hrw7LoC6boCY4dh> then Zoom will send you the link. If you have a question, please call Joli at 913-593-3562 or email [joli@heartlandhoney.com](mailto:joli@heartlandhoney.com). Some of you will be getting the email from Joli from here forward.

Thursday, March 17<sup>th</sup> Selling at Farmers Markets and Craft shows, Stephanie Brown presents

Thursday, April 21<sup>st</sup> Mentoring and Concierge Beekeeping, Nikki Bowman presents

Thursday, May 19<sup>th</sup> Making Mead and Honey Beer

**These programs will be recorded and will be available on our [www.kansashoneyproducers.org](http://www.kansashoneyproducers.org) website.**

---

### NORTHEASTERN KS BEEKEEPERS' ASSOC. 2022 MEMBERSHIP APPLICATION

NAME \_\_\_\_\_  
ADDRESS \_\_\_\_\_  
CITY \_\_\_\_\_ STATE \_\_\_\_\_ ZIP+4 \_\_\_\_\_  
PHONE \_\_\_\_\_ Email Address \_\_\_\_\_  
I would like to receive the newsletter, *The Buzzer*, by email Yes \_\_\_\_\_ No \_\_\_\_\_

Membership Northeastern KS Beekeepers per year (July-Dec. \$7.50)	\$15.00 _____
Additional family members wanting voting rights \$1.00 per person	\$1.00 _____
Additional family member's name _____	
(Youth Membership (18 years of age or under)	\$7.50 _____
Membership for Kansas Honey Producers Association	\$15.00 _____
American Bee Journal (discounted rate through association)	1 year \$24.65 _____
Bee Culture Magazine (or subscribe online at <a href="http://www.BeeCulture.com">www.BeeCulture.com</a> )	1 year \$25.00 _____
Scholarship / Military/Veteran's Appr. Donation	_____
	<b>Total</b> _____

**Make checks payable to: NEKBA or Northeastern Kansas Beekeepers Assn.**

Mail to: Robert Burns, 7601 W 54<sup>th</sup> Terr., Shawnee Mission KS 66202 ph. 913-481-3504, [rburnshoney@gmail.com](mailto:rburnshoney@gmail.com)

**You may join, re-new, register, donate and pay online at [www.nekba.org](http://www.nekba.org)**

\*\*\*\*\*

## MENTORING-SWEET PRAIRIE HONEY

Need help with your hives? -Spring inspections, installing packages, making splits, queen evaluation, diagnosis of pests and diseases, mite monitoring and treatment, etc. I can help you with your beekeeping needs! I am a certified master beekeeper with 30 + years of beekeeping experience. I will leave you with a written course of action after our session at your hives. Call or text at 913-768-4961 or email Kristi Sanderson at [sandersonk09@gmail.com](mailto:sandersonk09@gmail.com) for pricing and appointment times.

---

### BEEKEEPERS.COM

[Beekeepers.com](http://Beekeepers.com) (Jordy's Honey Company) in [Lenexa, KS](http://Lenexa, KS). [Beekeepers.com](http://Beekeepers.com) is your only local full-service beekeeping store. We carry a full line of Beekeeping Supplies, Protective Equipment, Bee Packages, Nucs and Queens. Visit our web site [Beekeepers.com](http://Beekeepers.com) to view our entire line of beekeeping supplies. You can also shop in-person at our store in Lenexa. We ship queens directly to YOU! Order at [QueenBees.com](http://QueenBees.com). Queens available March - October. Our hours are Monday-Friday 9:00-4:30, Saturday 9:00-12:00. You can find our honey at The Overland Park Farmers Market. **Robert Hughes**, 14054 W 107<sup>th</sup> St, Lenexa, KS 66215, 913-681-5777 or email [Info@Beekeepers.com](mailto:Info@Beekeepers.com)

---

### FISHER'S BEE SUPPLIES

We carry a complete line of beekeeping supplies. We have woodenware, smokers, containers, foundation, beekeeping books, extractors, queens and package bees. We also have extractors for rent. We will trade wax for supplies. Our hours are: 1:00 - 5:00pm Monday - Friday and Saturday after 8:30am. Please call before coming to make sure we are here. JEAN FISHER 4005 N.E. 132nd Street, Smithville MO 64089, 816-532-4698

---

### THE HAWLEY HONEY COMPANY

**For Sale:** White Clover honey strained in 5-gallon buckets. We will pack it in your jars for an extra fee. Bee equipment (new and used), jars, foundation, bears, comb honey, used extractors. Bees: frames of brood. Corn syrup or sugar by the 5-gallon bucket or barrel. *If you need it, we probably have what you want.* Nucs for sale. New stainless-steel extractors from 4-frame, 12-frame & up. Raymond Cooper, 220 N Elm, Iola KS 66749. Call: 620-365-5956 after 8:00 p.m.

---

### COTTIN'S HARDWARE & RENTAL

Cottin's stocks a full line of beekeeping equipment year-round including items manufactured by Harvest Lane Honey, Little Giant, and Bug Baffler. Products include hives, supers, frames, foundations, extractors, tools, and protective apparel. We also stock a full line of Home Brewing Mead Making supplies. Located in Lawrence, KS at 1832 Massachusetts Street (South of Dillon's). We are open Monday - Friday 7:30 am - 6:00 pm, Saturday 8:00 am - 5:00 pm, and Sunday 10:00 am - 5:00 pm. You can follow us on Facebook, Instagram and Twitter. Call us at 785-843-2981 or email us at [hardware@sunflower.com](mailto:hardware@sunflower.com)

---

### Next to Nature Farm

As your local Dadant dealer, let us fulfill your beekeeping supplies and equipment needs. High quality 5 frame Italian nucs with VHS Minnesota Hygienic Queens. Contact us at [nexttonaturefarm@gmail.com](mailto:nexttonaturefarm@gmail.com) or call Chad Gilliland at 785-491-1978. Come check us out at [www.nexttonaturefarm.com](http://www.nexttonaturefarm.com)

---

### Cedar Ridge Bees

5 Frame Nucs for Sale. We are your local Premier Bee Products Dealer specializing in plastic foundation made entirely in the U.S.A. We sell bucket feeders and other bee equipment. Call or text Philip Knaus at 785-581-4216 or contact us at [cedaridgebeehives@gmail.com](mailto:cedaridgebeehives@gmail.com) - Check out our bees and products at [www.cedaridgebees.com](http://www.cedaridgebees.com) Cedar Ridge Bees 585 N 500 Rd, Overbrook, KS 66524

**The Association does not endorse nor evaluate the advertisements, products or services offered in the Buzzer.**

Northeastern Kansas Beekeepers Association  
Robert Burns, Treasurer  
7601 W 54<sup>th</sup> Terr  
Shawnee Mission KS 66202-1129

## Address Service Requested

### Meeting

Monday, March 21, 2022

### ***The Northeastern Kansas Beekeepers' Association***

Membership is open to anyone interested in bees or bee culture. Dues are \$15.00 per calendar year (December 31-December 31) for the first in the family joining. Those joining in July or later in the year may pay \$7.50 for ½ year. Additional members of that family wanting voting privileges shall be assessed dues at \$1.00 per year. Youth memberships (18 years of age and younger) are \$7.50 per year. Please submit new memberships and renewals to the treasurer or on-line at [www.nekba.org](http://www.nekba.org).

*The Bee Buzzer* is the official publication of the Northeastern Kansas Beekeepers' Association, Inc. and is published monthly. Commercial ads are accepted in the newsletter for a fee; non-commercial ads by paid members are accepted & are free.

The library of the association is free to all members. Books may be checked out at the meetings and kept for a period of 30 days. The bee publications, *The American Bee Journal* and *Bee Culture* can be subscribed through the treasurer or on-line. The *American Bee Journal* is offered at a discount through the association only.

The Association meets each month, generally on the third Monday at 7:00 p.m. except during the months of January and July. Beekeeping classes will tentatively be held in January and February for 2022. This is a non-profit organization; elected officers serve without pay. Everyone is invited to attend the meetings. Check *The Bee Buzzer* or website at [www.nekba.org](http://www.nekba.org) each month for the actual date, time and location. If the weather is bad, call an officer or check the website to find out if the meeting will be held or cancelled.

#### **2022 Officers**

President: <b>Ed Darlington</b> , 2804 E 174th St., Belton, MO 64012	<a href="mailto:edarlington49@gmail.com">edarlington49@gmail.com</a>	816-331-4934
1st VP (Program Chair): <b>Matt Brandes</b> , 4741 Highway K 68, Wellsville, KS 66092	<a href="mailto:matthew@n523rv.com">matthew@n523rv.com</a>	913-706-3087
2nd VP (Librarian): <b>Cecil Sweeney</b> , 19201 S Clare Rd, Spring Hill, KS 66083	<a href="mailto:joli@heartlandhoney.com">joli@heartlandhoney.com</a>	913-593-3851
3rd VP (Honey Plants): <b>Chad Gilliland</b> , 23338 Kissinger Rd, Leavenworth, KS 66028	<a href="mailto:nexttonaturefarm@gmail.com">nexttonaturefarm@gmail.com</a>	785-491-1978
Secretary: <b>Janet Campbell</b> , 2880 SW Plass Ave., Topeka, KS 66611	<a href="mailto:jensnana@rocketmail.com">jensnana@rocketmail.com</a>	785-266-2763
Treasurer: <b>Robert Burns</b> , 7601 W 54 <sup>th</sup> Terr., Shawnee Mission KS 66202	<a href="mailto:rburnshoney@gmail.com">rburnshoney@gmail.com</a>	913-481-3504
Youth Scholarship Chair: <b>Joli Winer</b> , 19201 S. Clare Rd. Spring Hill KS 66083	<a href="mailto:joli@heartlandhoney.com">joli@heartlandhoney.com</a>	913-593-3562
Military/Veteran Appr. Liaison: <b>Andy Nowachek</b> , 10921 W 91 <sup>st</sup> Terr, Shawnee Mission KS	<a href="mailto:awn@everestkc.net">awn@everestkc.net</a>	913-438-5397
Editor: <b>Cheryl Burkhead</b> , 4521 SE 61st St., Berryton, KS 66409	<a href="mailto:cbfritz@aol.com">cbfritz@aol.com</a>	785-224-9077
Special Events Coordinator (Class): <b>Becky Tipton</b> , 9491 X Road, Meriden, KS 66512	<a href="mailto:bstbees@embarqmail.com">bstbees@embarqmail.com</a>	785-484-3710
Special Events Coordinator (Funday): <b>Jay Francis</b> , 6040 NW 52 <sup>nd</sup> St., Topeka, KS 66618	<a href="mailto:jay.m.francis@gmail.com">jay.m.francis@gmail.com</a>	785-608-0726
Webmaster: <b>Robert Burns</b> , 7601 W 54 <sup>th</sup> Terr., Shawnee Mission, KS 66202	<a href="mailto:rburnshoney@gmail.com">rburnshoney@gmail.com</a>	913-481-3504

Visit on-line at [www.nekba.org](http://www.nekba.org). Save time. Join, re-new, or register.