



FACTORY LEDS

# High Mast Flood



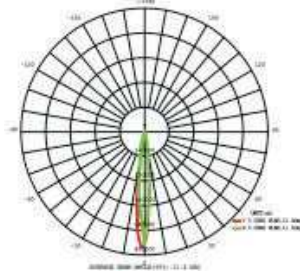
- ◆ IP65 Protection Rating
- ◆ CRI Ra80
- ◆ Tempered Glass
- ◆ Cree XHP50.2 LEDs
- ◆ Meanwell Driver
- ◆ CCT 4000K, 5000K
- ◆ 100-277 VAC, Optional 277- 480 VAC
- ◆ -30 to +50 C Op Temp.
- ◆ 5 years warranty



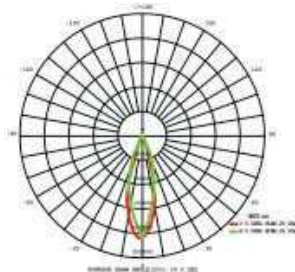
Part Number	FLD-HM-56KLM400	FLD-HM-70KLM500	FLD-HM-112KLM800	FLD-HM-140KLM1000
Lumen Output	56,000 LM	70,000 LM	112,000 LM	140,000 LM
Wattage	400W	500W	800W	1000W
Efficacy	140 LM/W			
Size	22.3x14.9x10 Inch		29x22x8.1 Inch	
Weight	14.8 Kg		30.8 Kg	
Beam Angle	10°, 30°, 50° ( 30° Standard)			
HID Equivalent	1000W	1500W	2400W	3000W
Certification	cULus, DLC , CE RoHS			

Ordering Info	Part Number	CCT	Angle	Mounting	Options
Default	FLD-HM-XXXXXXX	5000K	30°	U Bracket	ND
EG. FLD-HM-70KLM50-5000K-30-U-DM		4000K	10°	Slip Fit	DM -1-10V
			50°		

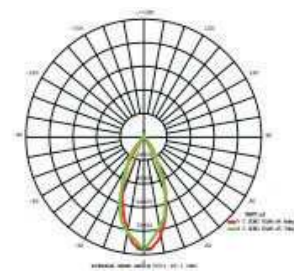
10 Deg



30 Deg



50 Deg



## Factory LED Lights Inc.

Head Office: 276 Sunset Point, Cochrane AB T4C0K9  
www.factoryleds.com vic@factoryleds.com

(587)-333-1832 Canada  
(214)-396-2232 USA



FACTORY LEDS