

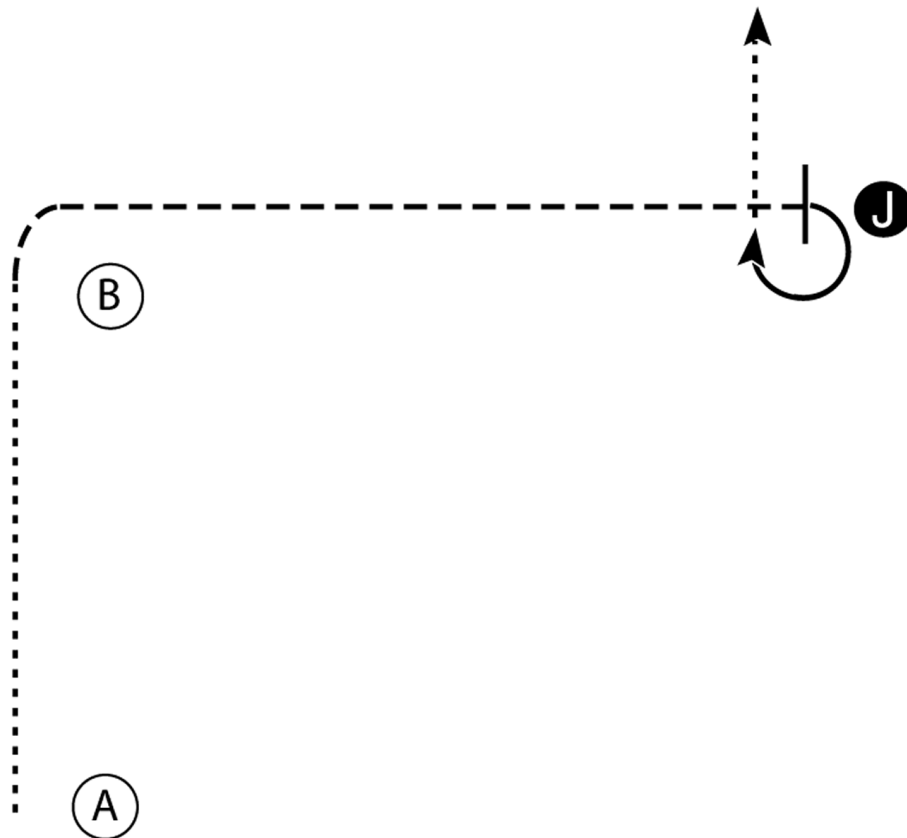
Kitsap Saddle Club Open Show

1) Sr Am & Over 2)14-17 3)13 & Under

Show Date: 07-11-2020

w w w . H o r s e S h o w P a t t e r n s . c o m

w w w . H o r s e S h o w P a t t e r n s . c o m



Walk - - - - -

Trot - - - - -

Back ←

Marker (B)

Judge (J)

1. Walk from A to B.
2. Trot from B to the Judge.
3. Stop and set up for inspection.
4. When dismissed perform a 270 degree turn and walk straight away from the Judge.

[SWT-2]

Pattern Provided by:

Barbara Manning

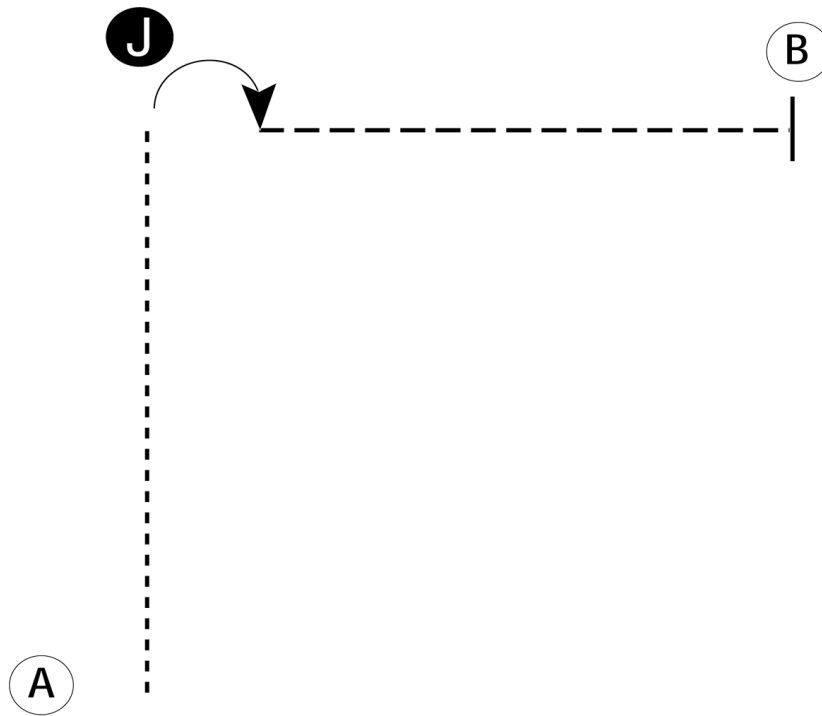
Kitsap Saddle Club Open Show

4) Green Handler 5) Limit Handler Jr Sr

Show Date: 07-11-2020

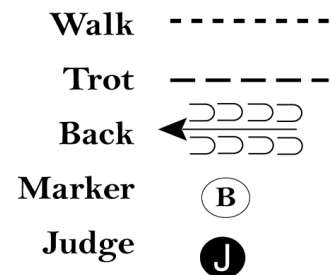
w w w . H o r s e S h o w P a t t e r n s . c o m

w w w . H o r s e S h o w P a t t e r n s . c o m



Be ready at A.

1. Walk from A to Judge.
2. Stop and set up for inspection.
3. When dismissed, perform a 90 degree turn.
4. Trot away from judge to B.
5. Stop at B.
6. Follow the instructions of your ring steward.



[SWT-7]

Pattern Provided by:
Barbara Manning

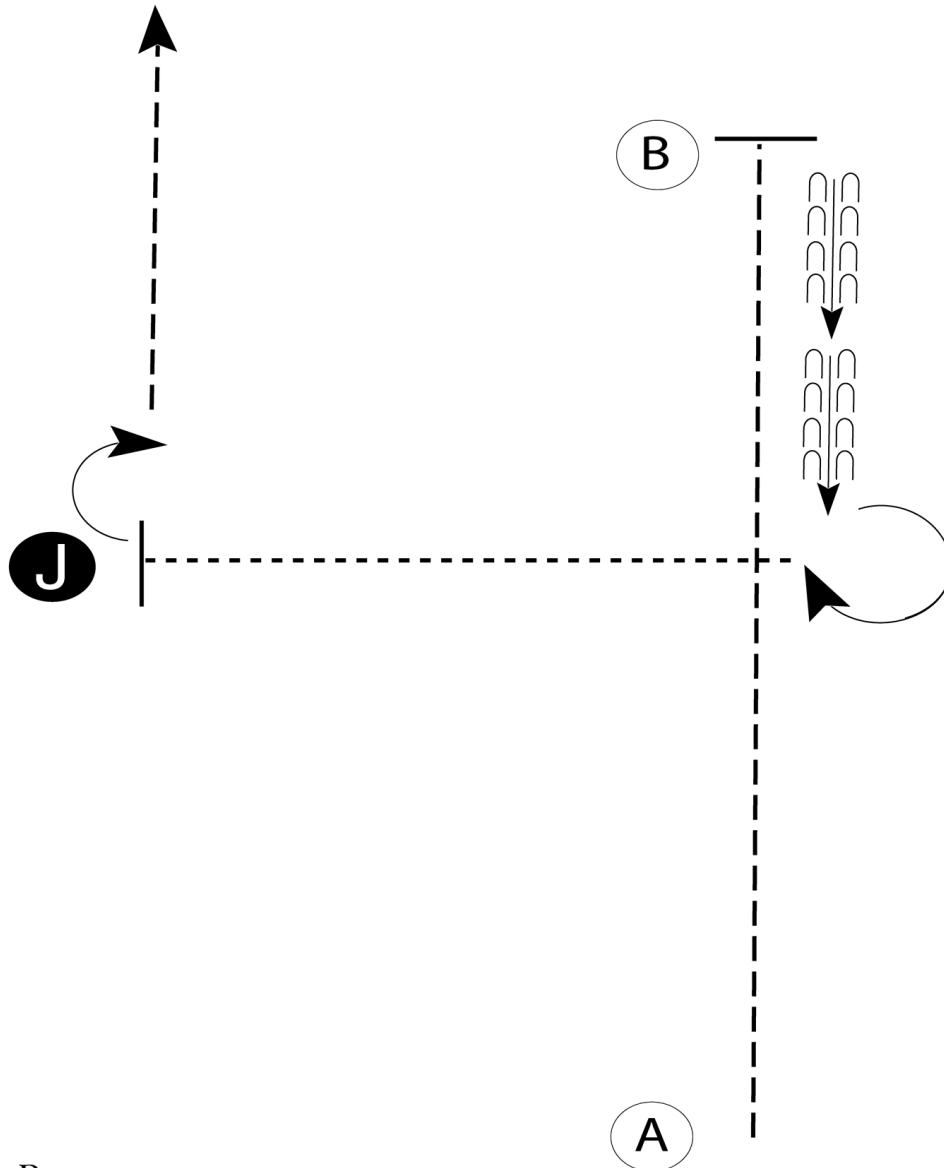
Kitsap Saddle Club Open Show

6) Championship Jr Sr

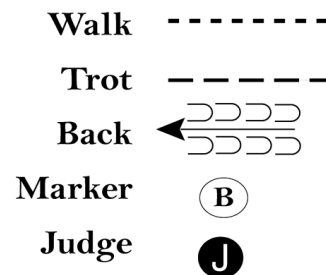
Show Date: 07-11-2020

w w w . H o r s e S h o w P a t t e r n s . c o m

w w w . H o r s e S h o w P a t t e r n s . c o m



1. Trot A to B.
2. Stop at B.
3. Back halfway to A.
4. Perform a 270 degree turn .
5. Walk to the judge, stop and set up for inspection.
6. When dismissed, perform a 90 degree turn and trot away from judge.



Follow the instructions of your ring steward.

[SWT-1]

Pattern Provided by:

Barbara Manning