



BURJ KHALIFA PLEIADES STAR MAP I

The purpose of this illustration is to suggest that the Burj Kalifa city center is configured to the Pleiades star cluster. Specifically the Dubai Mall is comprised of 6 main circular rooftop designs with one in particular that even has a 7 pointed star motif. This star corresponds to Electra of the star cluster. Many such structures around the world often are associated with a 'Stargate' that is said is used for interdimensional transitions. This is not to say that this tower specifically does this but that based on the Cosmic pattern of the Pleiades and Orion, it is referenced and modeled after at least. This study will show that this particular Pleiades motif is part of a triune design to model after the Cydonia, Mars pyramid complex with the Pyramid City, the Pentagon fortress and a mausoleum of the Face of Ala-lu, or as it is referred to as the Face of Mars.

THE PLEIADES

The 7 Daughters of Atlas



Tetrahedron

The Burj Khalifa corresponds to Atlas. It is said that the tallest structure to date on Earth in terms of area was inspired by the Hymencallis desert flower. This flower has a hexagram geometry that is replicated in the tower. In essence, this tower become a 3-dimensional double tetrahedron.



This layout is seen in ancient pyramid sites around Earth and in modern world capitals. Why this motif is patterned even in the most modern of earthly cities that mimic the Tower of Babel is that perhaps this design comes from the very place of the Creator and from where according to the Bible, Fallen Angels came to Earth and interfered with the human creation as they interjected forbidden knowledge and the secrets of the Universe.

(7 Heavenly Bodies)



Burj Kalifa

ATLAS

ASTEROLE

TAYGETA

CELAENO

MAIA

ALCYONE

ELECTRA

MEROPE



© Composition & Some Graphics by
LUIS B. VEGA
vegapost@hotmail.com
www.PostScript.org
FOR ILLUSTRATION PURPOSES ONLY

SOME SOURCES
GoogleEarth.com
Wikipedia.com

Image © 2016 DigitalGlobe

DUBAI 360


Google earth

Imagery Date: 10/12/2015 25°11'46.21" N 55°16'26.68" E elev 69 ft eye alt 5777 ft

DUBAI CYDONIA STAR MAP

MARTIAN MOTIF TRIANGULATION PATTERN

N MARTIAN MOTIF
CYDONIA, MARS
40°44'33.60N 09°27'40.29W



PLEIADES CITY
Burj Khalifa

Red Dragon
'Burj Khalifa'

ALA-LU = ALLAH?

Calligraphic representation of the word Allah as a 'Serpent'.

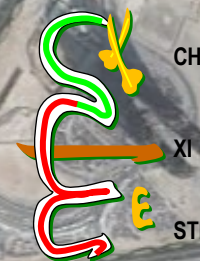


333 Heading

33°

Head of Dragon
FACE OF ALA-LU

Undeveloped
D&M
PENTAGON



CHI $X_X = 600$

XI $\Xi = 60$

STIGMA $\varsigma = 6$

666

THE NUMBER OF THE BEAST

Google earth

© Composition & Some Graphics by
LUIS B. VEGA
vegapost@hotmail.com
www.PostScripts.org
FOR ILLUSTRATION PURPOSES ONLY

Main Sources
Earth.Google.com
ESA.ist - G. Neukum
Mars.Google.com
Wikipedia.com

Image © 2015 DigitalGlobe

Imagery Date: 10/12/2015 25°11'48.85" N 55°16'27.30" E elev 440 ft eye alt 14044 ft

BURJ KALIFA PLEIADES STAR MAP 3

Some notable observations are that the heading of both are the same, approximately 333° and the Burg Khalifa tower is at a 33° arc from north. These are sacred geometric signatures of the divine or cosmic order in that they come from extra-terrestrial realms of existence and life. These 3 motifs that comprise both the Dubai City center and the Cydonia, Mars complex also configure a hexagram. In the case of this Dubai complex, the hexagram is more in line with the rendition of the proportion matching the tropics of the Earth, Cancer and Capricorn. The initial triangle or 'pyramid' construed from the 3 main motifs of the Pyramid City, the Face of Ala-lu and the Pentagon, an 'eye' design can be seen from a top view of the complex that suggest the 'All-Seeing Eye' of Horus or Lucifer as also the Kalifa tower is situated at the apex of this 'pyramid'.



This would be consistent with the Pleiades pattern in that out of the 7 star in the cluster, it is said that Alcyone is the most prominent one. It is so furthermore believed that the whole Universe actually revolves around this one star.

The Dubai Mall complex that is alleged to be the largest in the world, as noted is suggested to be patterned after the Pleiades star cluster. Moreover the design of the corresponding nodes on top of the roof are approximately in phi ratio to the mall itself and with the Burj Khalifa tower. Out of the 6 core nodes of the Mall the most prominent one corresponds to Alcyone.

THE PLEIADES

The 7 Daughters of Atlas



Burj Khalifa

PLEONE

TAYGETA

CELAENO

ASTEROLE

MAIA

ELECTRA

ALCYONE

MEROPE

ATLAS

33°

Image © 2016 DigitalGlobe

Google earth



© Composition & Some Graphics by
LUIS B. VEGA
vegapost@hotmail.com
www.PostScript.org
FOR ILLUSTRATION PURPOSES ONLY

SOME SOURCES
GoogleEarth.com
Wikipedia.com

BURJ KALIFA ORION STAR MAP 4

The purpose of this illustration is to suggest that the 3 round-about to the south of the Burj Khalifa appear to be designed in the proportion of the Great Pyramids of Giza. In turn, this design is mirroring the 3 stars of Orion's Belt. The avenues leading from these roundabouts also approximate the direction that are associated with the 3 pyramids. The design layout is not exactly a 1 for 1 correspondence with the Giza Pyramids but when the Great Pyramids are superimposed, the proportion appears to match. One possible confirmation that this is an encrypted Giza Pyramid pattern is that the avenue roundabouts are designed in the reversed order of the size of the 3 Giza Pyramids. The Great Pyramid corresponds to the smallest roundabout and so on.


SILVER GATE


Gate of Man

Orion's Belt - Giza Alignment


Alnitak


Alnilam


Mintaka



Face of Dragon
Ala-lu | Allah

Burj Khalifa
.44 nautical miles high
.51 miles
888 yards
666 yards without spire
2666 ft



Google earth


Betelgeuse
Meissa
Bellatrix
Alnilam
Alnitak
Mintaka
Saiph
Rigel
ORION

© Composition & Some Graphics by
LUIS B. VEGA
vegapost@hotmail.com
www.PostScript.org
FOR ILLUSTRATION PURPOSES ONLY

SOME SOURCES
GoogleEarth.com
Wikipedia.com

Image © 2016 DigitalGlobe


Flying serpent - Dragon Motif

Imagery Date: 10/21/2015 25°11'17.33" N 55°16'36.15" E elev 14 ft eye alt 7383 ft

BURJ KALIFA ORION STAR MAP 5

The purpose of this illustration is suggest that the Dubai City center complex with the Burg Khalifa as the main centerpiece is laid out in a 'Skull and Bones' motif. The Khalifa tower is understood to be designed based off the desert flower that has a hexagram design. The triangular base is thus the layout the tower was built upon with the opposite triangle as a function of water fountains at its ground floor. What is also very intriguing is that the design of the foundation base resembles a face having the 2 main fountains as the 'eyes' and the blue designs on the south side as the mouth portion. The literal tower comprises the core of the 'face' with the nose being the center point.

The other possible clue to this 'Skull and Bones' motif is suggested by the design of the artificial water lake that for the most part is in a 'X' or cross layout. It is at a 45 degree angle as the 'head' or tower portion is set at the apex of this cross. One very interesting aspect about this rendition of the 'Skull and Bones' motif that is not usually found in other such layouts around the world is that at the center of the 'X' or the intersection, an 'eye' is construed. This would suggest the 'All-Seeing' eye of Horus.



THE PLEIADES

The 7 Daughters of Atlas



Based on the 'X' apex, this 'eye' would be situated at the top or apex as if a pyramid that is commonly associated with the Masonic emblem. These are but a few of the motifs the Burj Khalifa city center complex has that suggests that its designers are those that subscribe to the Pleiadian and Orion narrative and have a direct connection to Mars and ruling elite that control and manipulate the world through such means.

دبي
DUBAI CITY
UNITED ARAB EMIRATES



Google earth

© Composition & Some Graphics by
LUIS B. VEGA
vegapost@hotmail.com
www.PostScript.org
FOR ILLUSTRATION PURPOSES ONLY

SOME SOURCES
SOME SOURCES
GoogleEarth.com
Wikipedia.com

Image © 2016 DigitalGlobe

Imagery Date: 10/21/2015 25°11'45.96" N 55°16'33.02" E elev 8 ft eye alt 9447 ft

Type of 'Ophiuchus'



THE GOLDEN RATIO

1.6180

SOME SOURCES
 GoogleEarth.com
 Wikipedia.com

**88° degree rotation of
constellation ORION.
Vesica Pisces, adjusted for
curvature of Earth**

The star Rigel corresponds to Mecca. The 3 stars at Orion's Belt corresponds to Babylon, Ur and a place in Eridu that is undisclosed. The Arrow of Orion thus bisect the spot in Dubai where the Burj Khalifa tower is situated. The outline of the Orion constellation appears also to match the precise angle of the various ley-lines connecting the major centers of worship like Mecca, Jerusalem, Mt. Ararat, etc.

Burj Khalifa

Arrow of ORION'

Dubai

Exit from Paradise

GATE OF HORMUZ

