

Courthouse Quilters Guild Newsletter

March 2018

Vol. 31 - 3

March 11, 2018

Workshop: Stack and Slash "Dancing Stars and Pinwheels"
with Jody Beck

12 - 4 pm (\$30 + \$10 pattern)
Supply list on p. 9.



Meeting – Jody's Jems Trunk Show
6:30 pm

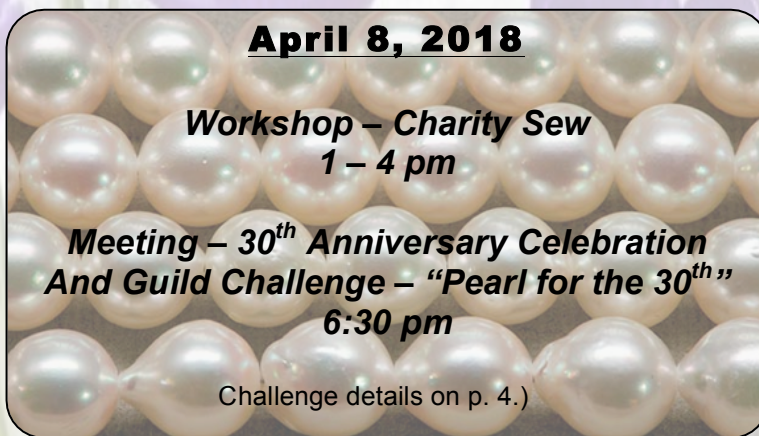


April 8, 2018

Workshop – Charity Sew
1 – 4 pm

**Meeting – 30th Anniversary Celebration
And Guild Challenge – "Pearl for the 30th"**
6:30 pm

Challenge details on p. 4.)



May 20, 2018

Karen Eckmeier

Workshop –
"Accidental Landscapes: Mountains"
10am – 4pm (\$45)

Meeting - Lecture and Trunk Show:
"Happy Villages and Accidental Landscapes"
6:30 pm



Upcoming Programs

June 9 – 10

Laura Wasilowski – Workshop, June 9: “Zendoodle Quilts” – 10am – 4pm (\$45 + \$20 kit)
Workshop, June 10: “Four Little Landscapes” – 10am – 4 pm
(\$45 + \$25 kit)

Meeting: Lecture and trunk show: “I Quilt, Therefore I Am”

July 8

No Workshop

Meeting: Member Market: “Christmas in July”

August 12

No Workshop

Meeting: Ice Cream Social

Membership

Thanks to all of you who renewed your membership for 2018. You will find your 2018 membership card in the back of your name tag.

Current rosters were sent to you on February 18.

Please review your information and contact me if there are any changes.

This is an exciting year for CHQ – our biennial Quilts in the Mill Show.

Just a reminder that to enter a quilt you must be a *member in good standing*.

According to our bylaws, your responsibilities as a *member in good standing* are:

- 1) dues paid in full for the calendar year
- 2) donate 3 handmade items to the biennial quilt show boutique
- 3) sell 20 quilt show quilt raffle tickets

It takes the entire guild to present a first class quilt show. Our membership has decreased this year, making it more important that ALL members volunteer some time to the show. Ask me how you can contribute in the lead up to the show. (I wear another hat, that of Quilt Show Chair, so please read my QSNews article.)

We know that the night meetings coupled with uncertain winter weather may prevent some of you from attending a meeting or workshop. Members, offer to carpool with someone who lives near you (check your roster!) Need a carpool buddy? Please let me know, and I will try to arrange carpooling with a guild neighbor

Draw inspiration for your next quilt from the soft change from winter to spring –

Camille Quinton
CHQ Membership chair

The Raffle Quilt Is Here!



"New York Radiance"
88" x 107"

Designed in EQ7

Blocks made by Courthouse Quilters Guild Members, Frenchtown, NJ
Hand applique by Linda Allen, Andrea Cavallaro, Stephanie Greenberg, Ellen Heath, Judith McCormick, and Alice Sprenger
Longarmed by Cathie Giambalvo
Photographed by Bill Brokaw

+++++WANTED +++++

RAFFLE TABLE VOLUNTEERS

To cover the raffle table and white gloving at the **NJ QuiltFest**
April 26-29, 2018

NJ Expo Center, Raritan Center

Two hour time slots each day: 10am-12N, 12N-2pm, 2pm-4pm, 4pm-6pm.

We need two persons for each time slot - one to white glove and one to cover the raffle ticket table. Volunteers can take turns – you decide.

All materials will be provided. Just come with a smile and a willingness to promote our fabulous quilt and show.

Send your resume (just one line – I can do it!) to :
Camille Quinton, Quilt Show chair (camquinton@gmail.com)

*FROM
THE
PRESIDENT*



Hi all!

Six inches of snow last night and 44 degrees and sunny today – I am so confused! Did I move to Denver? The dogs have brought in more mud today than all of last year!

We have a fun workshop scheduled this month – a stack and slash with Jody Beck. Looks like a relaxing and fun time. Don't forget cleanup after the workshop – we have magnets, brooms, and Swiffer sweepers so you can attend to your space. We have been so good these last few months – NO PINS! Let's not break our streak.

Have you checked out our social media sites – our website and Facebook page are up and running smoothly. Many, many thanks to Karen Davis and Cathie Giambalvo for such an excellent job. Believe me, they really deserve extra kudos – this was not a job for the faint hearted! I am hoping you all use these wonderful tools provided for our members.

Can't believe that our Guild Challenge is next month. Can't wait to see what everyone is doing. See you all at our next meeting. 'Til then, stay healthy and happy.

Andrea

Challenge 2018

30th ANNIVERSARY - PEARL

Is it the pearl in an oyster, a string of pearls, a lovely pearlescent color, or a pearl of wisdom? However you choose to use the word, incorporate a pearl into your challenge quilt to celebrate the 30th anniversary of Courthouse Quilters – our pearl anniversary.

Ribbons will be given in three categories:

- 1) Quilt of any size.
- 2) Quilt that measures 30" x 30".
- 3) Other ("Other" may be – but is not limited to – clothing, fabric sculpture, home décor item.).

The quilt must be made between November 12, 2017 and April 8, 2018.
Challenge entries are judged by all guild members at the April meeting.



Learn About SAQA

If Elena whet your interest in SAQA (Studio Art Quilt Associates) at our February meeting and you want to learn more, visit Elena Stokes – Artist on Facebook for information about the SAQA PA symposium on March 17 in Radnor, PA.

Meet Our Member - Betty Czerwinski



When she is not quilting, Betty enjoys reading and spending time with her three border collies.

Have a suggestion for a member to be in next month's feature? Contact Ellen Heath at ellheath@gmail.com.

Betty Czerwinski started quilting in 1986. She volunteered to learn how to make a quilt and then participated in making a raffle quilt for Howell Farm. It was a bear paw made entirely by hand – no rotary cutters; pieces cut from templates. The quilt stayed in the Howell family and is still shown at the farm on quilt airing weekends.

In the time since then, Betty has run the gamut from traditional to art quilts. She is now most fond of art quilts and embellishing. Her favorite quilt is her crazy quilt. Although the crazy quilt pattern is has been used for a long time, she made it contemporary with embellishment.

A guild member for close to 20 years, she is thankful for the guild, having attended so many classes over the years. She highly recommends that our members take classes and go on retreats, both to expand their skills and enjoy the companionship of other quilters.



Hospitality

Many thanks to all those who contributed snacks for the February Guild Meeting including Joan Lasota, Babette Galinak, Alice Sprenger, and Jill Ferrari. Please remember to sign the sheet at the front table when you bring in something to share with the group. We are most appreciative of the help provided during February by our Hospitality Volunteers, Penny Armagost and Joan Lasota. Special thanks to Joan for the festive Valentine's Day decorations. The table looked so pretty.


Albert Accetola and Cathie Giambalvo have graciously signed up to be Hospitality Volunteers for March. A reminder will be emailed to our volunteers the week before the meeting listing your responsibilities for the evening.

If you have not done so already, please consider volunteering for one month. It really does not take too much time, and enables all to enjoy the delicious snacks available during our meetings. Any questions, please contact Mary Rigby - maryrigby@comcast.net.

Members in the News

Elena Stokes has a piece in Art Quilt Elements, a national quilt art exhibition at the Wayne Art Center in Wayne, PA. It will open on March 16th and have its opening reception on Saturday, March 17th, 5 - 7 pm.

This piece by **Carol Esch** was featured on The Colour of Dyeing Facebook page.



The Colour of Dyeing

An international group of makers interested in dyeing and patterning fibers. Share articles, images, exhibits, workshops, seminars and classes, residencies and entry calls. All types of dyeing and dyeing processes are open to exploration and discussion.

Image: "Sixteen" by Carol Esch, quilted by Janet Bergman

QUILTS in the MILL SHOW 2018 NEWS

Did you see it? The 2018 raffle quilt, named New York Radiance, is an absolute beauty!

Our first quilt raffle ticket selling event will be at the NJ Quilt Fest, April 26-29, at the NJ Expo, Raritan Center.

We need members to cover 2 hour time slots from 10 am to 6pm, Thursday through Sunday, to sell raffle tickets, and to white glove.

Sign up sheets will be at the March and April meetings. You can sign up as well by contacting me. Ask a friend and share a time slot. Then enjoy the show!

Committees need your talents and your help. Among them are:

Acquisitions, Flowers, Decorations, Door Prizes, Volunteers.

Contact me, or sign up at the March meeting.

Put these on your To Do list:

- make a mini or two or three for the mini raffle
- make your handmade boutique items,
- save your scraps (3 inches or larger)

A collection box is at each meeting,

Members, a reminder: according to CHQ bylaws, to exhibit a quilt in the show, you must be a member in good standing:

- 1) dues paid in full
- 2) make 3 items for the show boutique
- 3) sell 20 raffle tickets

Questions on how you can contribute to the show, contact me!

Camille Quinton
Quilts in the Mill 2018 Show Chair

Use the Library and Sew for the Show

The library challenge has been extended! The winning ticket will be pulled at our show in October. Why not use the library as a resource as you sew for the show? Take any book or ruler out of the library and make something. It can be a quilt or table runner, a quilt top, a block, or a practice piece on which you learned a new technique. It can follow directions exactly or just be inspired by them. Bring what you made to show and tell, along with the book, and show the membership what you learned. Each time you share your library-inspired work, you will receive a raffle ticket.

Minis for the Show

Here are the rules for Mini construction:

1. Your Mini can be as small as 6"x6" (minimum) or as large as 24"x24" (maximum).
2. No cheater cloth.
3. Your Mini can be machine or hand quilted; no tied quilts.
4. Your Mini should have a label with your name, county, state, date, and Courthouse Quilters on it. That way your lucky winner will know all about their new quilt and who made it.
5. Your Mini must be handed in by the September meeting. This will give the committee time to get the raffle all set up. You can turn in your Mini to either Mary Rigby or Joan Lasota at any of the guild meetings.

New Facebook Pages

We have a NEW Facebook [Business Page](#) and NEW FB CHQ [Group](#)!

The purpose of the **Courthouse Quilters Guild** business page is to reference general information about our Guild; who we are, where we meet, things that represent the guild and general announcements (i.e. quilt show information). This will be updated by CHQ Facebook administrator(s). This is a “public page”, it can be “liked” and “followed” and viewed by everyone.

Here’s a link: <https://www.facebook.com/courthousequilters>

Please “like” and “follow” to get notifications.

The purpose of the **Courthouse Quilter Guild Group** is for the CHQ members to post and receive guild related messages and share with each other. Please note that posting in this group can be view by everyone (it's public), but only guild members can post.

Here’s a link: <https://www.facebook.com/pg/courthousequilters/groups>

Please “join” to participate and get notifications.

Tip: Search FB for “**Courthouse Quilter Guild**” and you’ll find our page and group or you can always go to our webpage courthousequilters.org>[resources](#)>[facebook](#) for these links.

Cathie Giambalvo, CHQ Web Presence



Quilt Luminarium by Ricky Tims, coming to the Brower Student Center at The College of New Jersey in Ewing Township, NJ, on May 7-8, 2018.

If you were considering going but haven't made the commitment, click on the link below to learn more or to register. IT'S NOT TOO LATE!! Join Ricky for a two-day comprehensive quilt symposium that demystifies seemingly complex concepts, teaches mastery of unique techniques, and

harnesses the power of the ever-elusive muse of creativity. The discounted rate ends on March 16th so register soon!

To register for the event, visit www.quiltluminarium.com and click [REGISTER ONLINE HERE](#)

Here’s what a few participants at the first-ever Quilt Luminarium in Houston in January 2017 had to say!

Kathleen Y. “I left feeling exhilarated and refocused and can't wait to "just do it". You have given us so much information and ways of approaching different techniques to achieve outstanding results.”

Sylvia S. “Thank you so much for an amazing two days! You presented so much information that will take me a while to digest. I could not sleep last night because of all the quilts I was designing. Your ability to teach with clarity, taking us from basic to more involved was much appreciated.”

For more info email Heather at heather@rickytims.com

February Workshop - English Paper Piecing with Jan Hunold



February Show & Tell



Happy
Valentine's
Day &
TAKE ONE



Dancing Stars & Pinwheels Student Supply List

We will meet on: **Sunday, March, 11, 2018**

Time: **12:00 – 4:00 pm**

Location: **Courthouse Quilters, Frenchtown, NJ**

Contact: **Marla Knappe - 908-237-9462 - marlaknappe@gmail.com**

Cost: \$ _____ plus pattern required

Instructor/Facilitator: **Jody Beck 610-326-6929 land (no msgs) or 602-228-1364 cell (msgs)**

Photos on Website: www.jodysjemsquilting.com Email: jodysjems10@gmail.com

PATTERN REQUIRED: Dancing Stars & Pinwheels #SNS109 – Jody’s Jems

SUPPLIES NEEDED: **XX** Necessary X Recommended

- | | |
|---|--|
| <input checked="" type="checkbox"/> XX A good working sewing machine | <input checked="" type="checkbox"/> XX 60mm Rotary Cutter and new blade |
| <input checked="" type="checkbox"/> XX Cutting Mat (24" x 36" is a good size for this project) | |
| <input checked="" type="checkbox"/> XX Fabric for quilt (see below) | <input checked="" type="checkbox"/> XX 20 blank stickers or 4 blank address labels for labels |
| <input checked="" type="checkbox"/> XX Extension cord or power strip | <input type="checkbox"/> X Tote for carrying supplies & project |
| <input type="checkbox"/> X Box or bag for sewing notions | <input checked="" type="checkbox"/> X 1/4" presser foot, if available |
| <input checked="" type="checkbox"/> XX Invisi Grip so rulers don't slide | <input checked="" type="checkbox"/> XX 6" metal sewing gauge with slider for 1/4" ruler |
| <input checked="" type="checkbox"/> XX 6" x 24" ruler | <input checked="" type="checkbox"/> XX 9 1/2" square ruler |
| <input type="checkbox"/> X Stiletto or The Purple Thang | <input type="checkbox"/> X 12" Rotating Mat, if you have one. |

NOTE: The cutting mat **MUST** stay flat and out of the sun. Be careful because it will warp and be unusable.

Basic Sewing Kit should include:

- | | |
|---|--|
| <input type="checkbox"/> X Fabric scissors | <input type="checkbox"/> X Magnetic pin dish or pincushion |
| <input type="checkbox"/> X Tape measure | <input type="checkbox"/> X Thimble |
| <input checked="" type="checkbox"/> XX Several bobbins filled | <input type="checkbox"/> X Seam ripper (Clover is best) |
| <input type="checkbox"/> X Mechanical pencil | |
| <input type="checkbox"/> X Pins (1 3/8" sharp .50mm glass head silk pins & flower head pins are my favorites) | |
| <input type="checkbox"/> X Tan, gray, or matching good quality, name brand, 100% cotton thread | |
| <input type="checkbox"/> X Hand sewing (betweens or sharps) and Sewing machine (sz 80/12) needles | |

I highly recommend getting Better Homes and Gardens Complete Guide to Quilting. It is the best reference book I've seen. ISBN: 978-0-696-21856-9.

FABRIC REQUIREMENTS:

9 or 12 different fat quarters that complement each other but have contrast. The contrast will help the stars & pinwheels pop. **SUBCUT** all the fat quarters into **4 squares** all the **same size**, 8 1/2", 8 3/4" or 9" squares. **All** the squares must be the same size. It helps to measure all your fat quarters first, take the smallest one and cut it into four equal squares (8 1/2" or 8 3/4" or 9") and cut the rest to that size. Bring your 36 or 48 precut squares and your leftover fabrics.

This is strictly a techniques class, you will be able to go home and make as many blocks as you like, so feel free to bring more squares for a bigger quilt. Scrappy does not work with this quilt, so stay away from layer cakes and random scrappy squares. You can also use yardage and cut 4 - 10" squares from each of your fabrics.

Students must be comfortable with rotary cutting and their sewing machine to enjoy this class. I encourage you to bring a friend and have a fun day. Bring snacks and bottled drink if you need it.

This is a Fragrance Free Class

Many people have allergies to scents. Please be considerate of your classmates and teacher by not using perfumes, scented body lotions and scented hair sprays. We want to make everyone's class experience the best and appreciate your thoughtfulness and cooperation. Thanks!!!

COURTHOUSE QUILTERS GUILD

Board Minutes

February 11, 2018

4:30 - 5:30

Meeting was called to order at 4:30 pm by Andrea.

IN ATTENDANCE: Andrea K. Cavallaro; Camille Quinton; Alice Sprenger; Patty Gertz; Cathie Giambalvo; Stephanie Greenberg; Judith McCormick, Marla Knappe; Mary Rigby; Joan Lasota; Penny Armagost

Motion to approve minutes of January, 2017 meeting was made by Jude, seconded by Patty G., motion passed.

President's business-Andrea

Marla and Jude will attend meeting of all guilds. Patty G. will be board representative on guild committee to be formed at meeting.

Vice Presidents/Program-Marla Discussed how presenters get paid and the upcoming calendar of events.

Treasurer's Report-sent out to board members.

Committees

Charity

Jude McCormick

Jude has been to Grandma's House, will report to group at meeting. There is a need for some items.

Hospitality

Mary Rigby

Needs people to volunteer to help with refreshments, will report to guild at the meeting.

Reminded people about mini quilts needed for Quilt Show

Library

Patty Gertz

Patty will catalog DVD's with quilt lessons that have been donated. The library challenge has been extended to October.

Membership

Camille Quinton

There are 75 members. Discussed need for business cards and brochures for guild.

Quilt Show

Camille Quinton

There is a list of committees for people to sign up for.

Linda Allen is collecting boutique items and donations. Each member should donate 3 items and a mini quilt

Discussed guild requirements for members who want quilts hung in show.

Raffle Quilt

Shown at meeting. Discussed volunteers needed at Mancuso show at the end of April.

Web Presence

Karen Davis and Cathie Giambalvo


Gave directions for getting to web page which will be announced this evening at the meeting.

New Business Stephanie made a motion to discuss membership at next month's meeting. Marla seconded, motion passed.

Motion to adjourn was made by Jude, seconded by Marla, passed. Meeting adjourned at 5:30.

Respectfully submitted by Penny Armagost

Courthouse Quilters Guild Board



Check our website for the latest workshops and supply lists, meeting news, cancellations, forms, inclement weather announcements, and just general information about the guild.

www.courthousequilters.org

For a complete listing of the holdings in the guild library, go to:

www.librarything.com/catalog/CourthouseQuilters.

And don't forget to "friend" the guild on Facebook. Search for "Courthouse Quilters" and "like" us. We'll like you back!

The deadline for the newsletter is the Sunday following a meeting at the stroke of midnight! Exceptions are May and show-year Octobers with a deadline of the Wednesday after a meeting.

Send all of your articles, news, photos and other newsworthy items to Ellen.



*All
The
News
That's
Fit
To
Print*

President - Andrea Cavallaro
First Vice President –Marla Knappe
Second Vice President - Stephanie Greenberg
Recording Secretary - Penny Armagost
Corresponding Secretary - Cass Garner
Treasurer - Nicky Wallis
Charity Quilting - Jude McCormick
Circulation - Stephanie Greenberg
Historian - Alice Sprenger
Hospitality - Mary Rigby
Librarian - Patty Gertz
Licensing - Joanne Gardner
Membership - Camille Quinton
Newsletter – Ellen Heath
Photographer - Al Accettola
Publicity - Joan Lasota
Quilt Show – Camille Quinton
Raffle Quilt - Design and Creation - Stephanie Greenberg/Andrea Cavallaro
Web Presence - Cathie Giambalvo & Alice Marcy

**Courthouse Quilters
Darcy Lodge
39 Everittstown Rd.
Frenchtown, NJ**