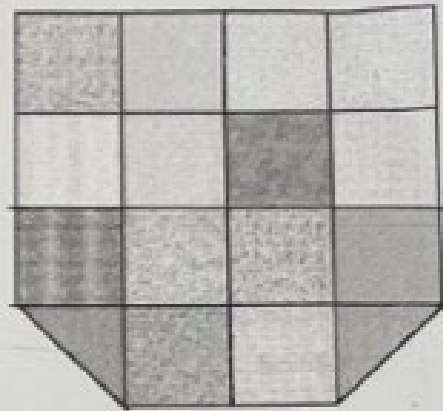


© 2014 Sunshine Linus Inc

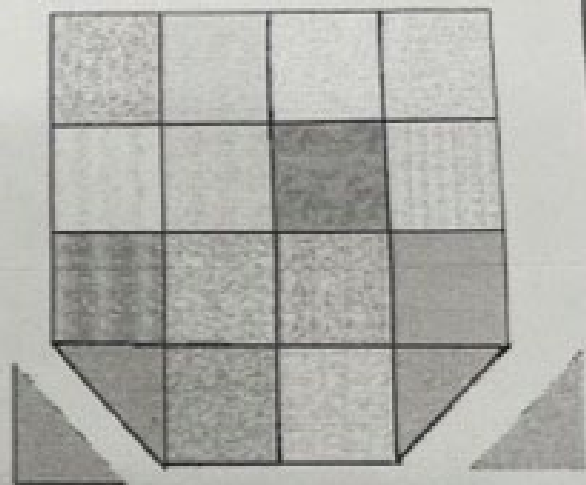

WHEELCHAIR QUILT

The wheelchair quilts that we make at Sunshine Linus are very simple and easy to make.

The quilts measure 36" x 36" with the bottom corners cut out to make way for the wheels of the wheelchair.



- = Cut 16 x 9 $\frac{1}{2}$ " fabric squares
- = Sew into four rows of four.
- = Using a quilting ruler and rotary cutter, cut the two outside bottom squares diagonally.
- = Quilt & Bind as desired.



An alternative pattern would be :

- = Cut 144 x 3 $\frac{1}{2}$ " squares sewn into 12 rows of 12 squares.
- = Cut diagonally through the bottom three squares on the two outside bottom squares.
- = Quilt & Bind as desired.

