

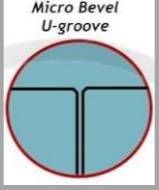








**ELEMENT II COLLECTION TECH SPECS**

COLLECTION	MODEL	SIZE	CORE TYPE	WEAR LAYER	VARIATION	TEXTURE					WARRANTY
<b>ELEMENT II</b>	BASEL OAK BERN SMOKE GENEVA SAND ST. MORITZ ALPINE ZURICH PEARL	9"x48" x 5.7mm	SPC	12 mil (0.3mm)	Moderate Plank Variation	Wood Finish	100% Waterproof	Angle/Angle	Micro Bevel Edge	Attached Underlayment High Density EVA 1.5mm	Residential 25 yrs Commercial 7 yrs
	<b>PACKING</b>										
											
	30.0722	10	53 (24 kgs)	52 Boxes	2785 (1263 kgs)	20					