

3D Drapery Hardware

Finials in Front of Rod



Explore new window designs with the ability to have the finial in front of the rod. Finials can also be manually adjusted to be above or below the rod simply by changing their position to enhance the window covering presentation.

Combined with our master carriers, which help reduce light gaps, this system is also great for tight areas where you may not be able to fit the finial you would like to use when using conventional drapery hardware.

Nearly all our finials are available for use with the 3D system (some exceptions are listed on page 23). Rods are 1" diameter in either round hollow smooth (Iron and Italian) or hammered styles (Iron only). Choose from 35 Iron Art™ finishes, 5 Italian finishes, or your own custom finish.

3D Drapery Hardware

Finials in Front of Rod

3D Drapery Hardware can be used with single or double rod systems. Back rods in the double rod system are the same length as the front rod, including their end caps. Straight master carriers allow the drapery to pass the end brackets, giving you maximum window coverage. Begin your order by selecting your 3D Drapery Hardware Kit from the selections below.

3D Drapery Hardware Kits:

3D Single Kit:



- Two 180° U-Bends for one iron rod.
- Two straight master carriers for rings.
- Four rings (two for each straight carrier).

3D Double Kit:

- Two 180° U-Bends for one iron rod.
- Four straight master carriers for rings.
- Eight rings (two for each straight carrier).
- Two end caps for one back rod.

Description	Item #
3D Single Kit for Iron Art Finishes	3D-SIA
3D Single Kit for Italian Finishes	3D-SIT

Description	Item #
3D Double Kit for Iron Art Finishes	3D-DIA
3D Double Kit for Italian Finishes	3D-DIT



Kit images shown with additional rings.

Drapery Hardware:

1" Round Hollow Rods

- Available in 35 Iron Art finishes, 5 Italian finishes, or your own custom finish.
- May be used with By Pass Rings.

1" Round Hollow Hammered Rods

- Available in 35 Iron Art finishes, or your own custom finish.
- **Not for use with By Pass Rings.**

Finials

- Choose from almost any Iron Art finial, all Italian finials, and all Bohemia Crystal finials. (See exceptions listed under Finials.)

Brackets

- Brackets ordered for use with the 3D system include lids and set screws to keep rods secure.

Rings

- Choose from any style of ring.

Overlap Master Carrier Set (optional):

- Works with center open draperies and rings for complete drapery closure in the front.

Finishes:

Iron Art drapery hardware is available in 35 Iron Art finishes, or your own custom finish. Italian drapery hardware is available in five Italian finishes: Brushed Nickel, Black Nickel, Oiled Bronze, Satin Copper and Satin Gold. *Polished Chrome is not available for 3D Drapery Hardware.*

Rods:

Choose from 1" diameter round hollow rods in smooth or hammered styles. Order by your rod length tip to tip. (See measurement guidelines on page 25.)

Iron Art Rods	Italian Rods
Description	Description
1" Diameter Round Hollow Rod	1" Diameter Round Hollow Rod
1" Diameter Round Hollow Hammered Rod	

Finials:

Because of their size and branch shape, we don't recommend the 3D system for use with Iron Art finials 410, 416, 506, 711, 939, 954, 979 and 982, and Village Forge finials 600, 601, 603 and 606. All other Iron Art finials, Italian finials and Bohemia Crystal finials may be utilized.

3D Drapery Hardware

Position the U-Bends from horizontal to vertical, and anything in between, with the use of our brackets with lids and set screws.



Brackets:

Choose from any of our Iron Art brackets. We will add lids and set screws to keep your rods secure, allowing you to position the 3D rod at various angles.

Rings:

Choose from any of our Iron Art rings. 3D Kits and Overlap Master Carrier Sets will come with two matching rings for each carrier.

By Pass System:

3D Drapery Hardware using smooth rods can be utilized with our Unique Collection support brackets and "C"-rings for one way draw.



Single rod system shown with one way draw in Italian finish Brushed Nickel.



Double rod system shown with one way draw in Iron Art finish Soft Pewter.

3D Drapery Hardware

Finials in Front of Rod

Overlap Master Carrier Set (optional):

This set works with center open draperies and rings for complete drapery closure.

Description	Item #
Overlap Master Carrier Set in Iron Art Finishes	MCS-IA
Overlap Master Carrier Set in Italian Finishes	MCS-IT

What's Included:

- One straight master carrier for rings.
- One overlap master carrier for rings.
- Four rings (two for each carrier).



Overlap Master Carrier Set with Rings.

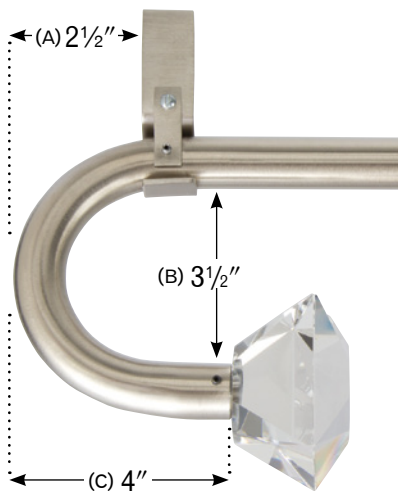


Overlap Top View.



Single hammered rod system shown as center open in Iron Art finish black.

Measurement Guidelines:



- A) The distance from the end of the straight rod to the edge of the curve is 2 1/2".
- B) The U-Bend projection is 3 1/2".
- C) The front face of the U-Bend is 4" long, not including the finial.
- D) **Order your rod length tip to tip.**
- E) Available in 1" diameter round hollow smooth or hammered styles, single or double rod systems. Back rods in the double rod system are the same length as the front rod, including their end caps.

