
























Plug-in vehicles available in Midwest (March 2018)

Manufacturer											Range			Charging speed (miles/hr)			Performance			
Name	Model	Photo	Seating	PEV Type	FWD/RWD/AWD	Battery size (kWh)	Base MSRP	Federal tax credit	Price after federal tax credit	Electric Range (miles)	Total Range (miles)	Level 2 Charging Rate (kW)	Level 1 120v	Level 2 240v	DCFC 400+v	MPGe/MPG	Top Spd (mph)	Accel. 0-60 mph (sec)	Crash Rating	
Audi	A3 E-Tron		5	PHEV	FWD	9	\$38,900	\$4,168	\$34,732	17	430	3.3	4	8	N/A	86/39	130	7.6	NR	
BMW	i3		4	BEV	RWD	33	\$43,600	\$7,500	\$36,100	114	114 (180)	7.4	5	27	166	124 (39)	93	7.0	4 star	
BMW	i8		4	PHEV	AWD	7.2	\$141,000	\$3,793	\$137,207	15	330	3.3	3	7	N/A	76/28	155	4.2	NR	
BMW	X5 xDrive40e		5	PHEV	AWD	9	\$62,100	\$4,700	\$57,400	14	540	3.3	2	5	N/A	56/24	130	6.5	NR	
BMW	330e		5	PHEV	RWD	7.6	\$43,700	\$4,000	\$39,700	14	350	3.7	3	8	N/A	72/31	130	5.9	NR	
BMW	530e		5	PHEV	RWD	9.2	\$52,395	\$4,200	\$48,195	16	370	3.5	3	7	N/A	72/29	146	6	NR	
BMW	740e		5	PHEV	RWD/AWD	9.2	\$90,700	\$4,200	\$86,500	14	340	3.7	3	8	N/A	64/27	130	5.1	NR	
Chevrolet	Bolt		5	BEV	FWD	60	\$37,495	\$7,500	\$29,995	238	238	7.2	4	21	159	119	98	6.5	NR	
Chevrolet	Volt		4.5	PHEV	FWD	18.4	\$33,170	\$7,500	\$25,670	53	420	3.3	4	10	N/A	106/42	98	8.4	5 star	
Chrysler	Pacifica Hybrid (PHEV)		7	PHEV	FWD	16	\$42,000	\$7,500	\$34,500	33	570	6.6	4	19	N/A	84/32	107	7.8	NR	
Ford	Focus Electric		5	BEV	FWD	23	\$29,170	\$7,500	\$21,670	76	76	6.6	5	22	N/A	110	84	10.3	5 star	
Ford	Fusion Energi		5	PHEV	FWD	7.6	\$31,120	\$4,007	\$27,113	21	610	3.3	4	10	N/A	97/42	85	8.5	5 star	
Honda	Clarity PHEV		5	PHEV	FWD	17	\$33,400	\$7,500	\$25,900	48	340	6.6	4	20	N/A	110/42	110	8.8	NA	
Kia	Niro PHEV		5	PHEV	FWD	8.9	\$27,900	\$4,543	\$23,357	26	560	3.3	4	10	N/A	105/46	107	TBD	NA	
Mitsubishi	Outlander PHEV		5	PHEV	AWD	12	\$34,595	\$5,836	\$28,759	22	310	3.3	4	10	53	74/25	106	9.9	NR	
Nissan	Leaf		5	BEV	FWD	40	\$29,990	\$7,500	\$22,490	151	150	3.3 or 6.6	5	11 or 22	152	114	90	7.5	NR	

Manufacturer									Range		Charging speed (miles/hr)			Performance					
Name	Model	Photo	Seating	PEV Type	PEV Type	Battery size (kWh)	Base MSRP	Federal tax credit	Price after federal tax credit	Electric Range (miles)	Total Range (miles)	Level 2 Charging Rate (kW)	Level 1 120v	Level 2 240v	DCFC 400+v	MPGe/MPG	Top Spd (mph)	Accel. 0-60 mph (sec)	Crash Rating
Porsche	Panamera S E-hybrid		2	PHEV	AWD	9.4	\$99,600	\$4,752	\$94,848	16	540	3	3	6	N/A	65/25	167	5.2	NR
Porsche	Cayenne S E-hybrid		5	PHEV	AWD	10.8	\$79,900	\$5,300	\$74,600	14	480	3	3	6	N/A	65/25	151	5.4	NR
Tesla	Model 3		5	BEV	RWD/AWD	55-85	\$35,000	\$7,500	\$27,500	220-310	220-310	10	5	65	408	110	140	5.1-5.6	NR
Tesla	Model S		5	BEV	AWD	75 - 100	\$74,500	\$7,500	\$67,000	249-335	249-335	10 or 20	4	60	375	101	155	2.5-4.3	5 star
Tesla	Model X		7	BEV	AWD	75 - 100	\$79,500	\$7,500	\$72,000	238-295	238-295	10 or 20	4	55	341	92	155	2.9-4.9	5 star
Toyota	Prius Prime		4	PHEV	FWD	8.8	\$27,100	\$4,500	\$22,600	25	640	3.3	6	13	N/A	133/54	90	11	NR
Volvo	S90 T8		5	PHEV	AWD	10.4	\$63,650	\$5,000	\$58,650	21	410	3.3	2	5	N/A	71/29	140	4.5	NR
Volvo	XC60 T8		5	PHEV	AWD	10.4	\$53,900	\$5,000	\$48,900	18	370	3.3	2	5	N/A	59/26	140	4.9	NR
Volvo	XC90 T8		7	PHEV	AWD	10.4	\$69,000	\$5,000	\$64,000	19	380	3.3	2	5	N/A	62/27	132	5.3	NR

This table was updated by Jukka Kukkonen, PlugInConnect.

Photos a Photos and information sources: Manufacturers' websites and www.fueleconomy.gov

Find the latest version by visiting: www.pluginconnect.com/MNpevmodels.html