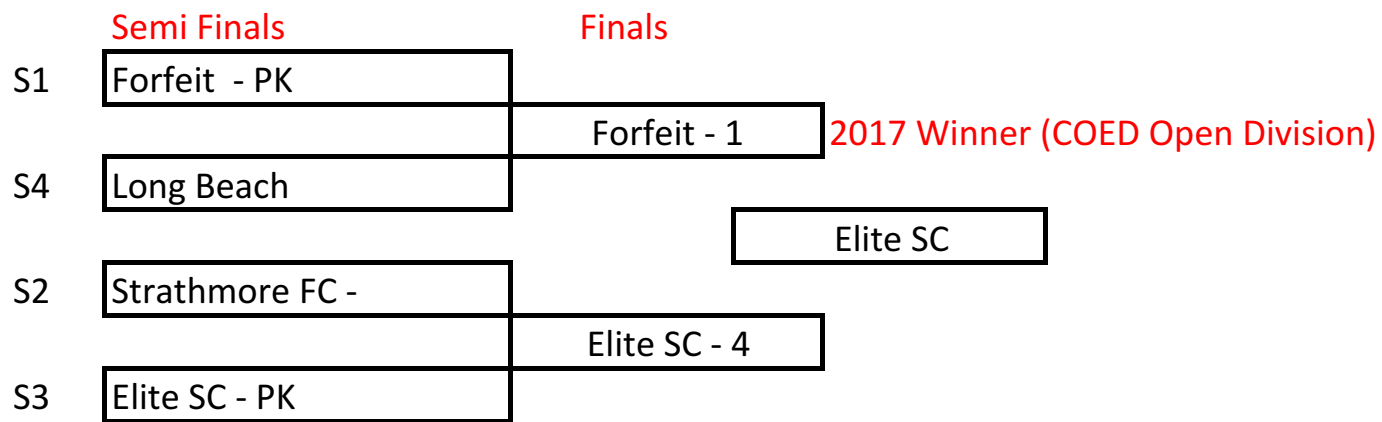


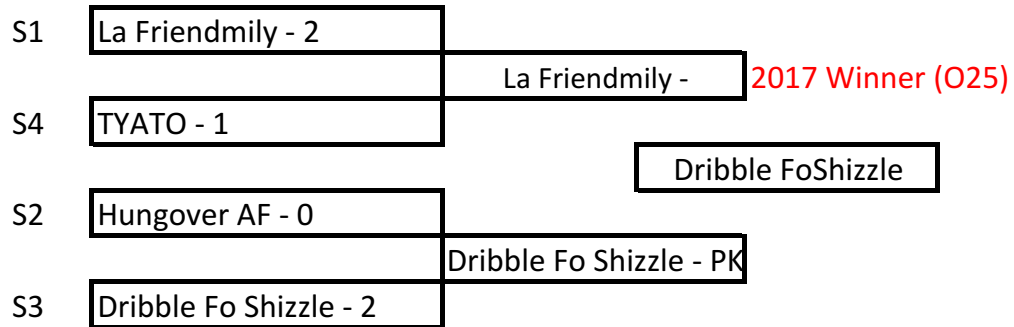
| Coed Open Division | | | | | | | | | | | | | | | | | |
|--------------------|--------------------|--------|----|----|--------|----|----|--------|----|----|--------|----|----|--|------------------|----|----|
| | Coed 2017 | Game 1 | | | Game 2 | | | Game 3 | | | Game 4 | | | | Tournament Total | | |
| | | P | GF | GA | P | GF | GA | P | GF | GA | P | GF | GA | | Points | GF | GA |
| 1 | Forfeit, CA | 9 | 3 | 1 | 4 | 1 | 1 | 9 | 3 | 1 | 9 | 2 | 0 | | 31 | 9 | 3 |
| 2 | Strathmore FC, CA | 9 | 3 | 2 | 9 | 3 | 1 | 1 | 1 | 3 | 9 | 5 | 2 | | 28 | 12 | 8 |
| 3 | Outkasts, CA | 1 | 1 | 3 | 4 | 1 | 1 | 1 | 1 | 4 | 0 | 0 | 2 | | 6 | 3 | 10 |
| 4 | San Diegans, CA | 2 | 2 | 3 | 4 | 1 | 1 | 8 | 2 | 1 | 9 | 4 | 1 | | 23 | 9 | 6 |
| 5 | The I-15ers, CA | 1 | 1 | 3 | 1 | 1 | 2 | 4 | 1 | 1 | 2 | 2 | 5 | | 8 | 5 | 11 |
| | | | | | | | | | | | | | | | 0 | 0 | 0 |
| 1 | Long Beach, CA | 4 | 1 | 1 | 0 | 0 | 1 | 9 | 4 | 2 | 10 | 7 | 0 | | 23 | 12 | 4 |
| 2 | Sofa Kings, AZ | 4 | 1 | 1 | 9 | 5 | 1 | 9 | 6 | 1 | 0 | 0 | 2 | | 22 | 12 | 5 |
| 3 | Pomona Benders, CA | 8 | 1 | 0 | 2 | 2 | 4 | 1 | 1 | 6 | 9 | 5 | 1 | | 20 | 9 | 11 |
| 4 | Stingrays, WA | 0 | 0 | 6 | 1 | 1 | 5 | 0 | 0 | 7 | 1 | 1 | 5 | | 2 | 2 | 23 |
| 5 | Elite SC, CA | 10 | 6 | 0 | 8 | 1 | 0 | 0 | 0 | 1 | 9 | 2 | 0 | | 27 | 9 | 1 |
| | | | | | | | | | | | | | | | | | |



| Over 25 Division | | | | | | | | | | | | | | | | | |
|------------------|------------------------|--------|----|----|--------|----|----|--------|----|----|--------|----|----|------------------|----|----|--|
| | COED O25 2017 | Game 1 | | | Game 2 | | | Game 3 | | | Game 4 | | | Tournament Total | | | |
| | | P | GF | GA | P | GF | GA | P | GF | GA | P | GF | GA | Points | GF | GA | |
| 1 | Ball Hounds, CA | 6 | 3 | 3 | 9 | 8 | 1 | 9 | 5 | 1 | 0 | 0 | 2 | 24 | 16 | 7 | |
| 2 | Handicaps, TX | 9 | 5 | 3 | 0 | 0 | 3 | 1 | 1 | 5 | 1 | 1 | 6 | 11 | 7 | 17 | |
| 3 | La Friendmily, CA | 9 | 2 | 0 | 10 | 3 | 0 | 9 | 8 | 1 | 9 | 2 | 0 | 37 | 15 | 1 | |
| 4 | Stallions, CA | 0 | 0 | 2 | 6 | 3 | 3 | 9 | 3 | 1 | 9 | 6 | 1 | 24 | 12 | 7 | |
| 5 | SD Dolls & Dudes, CA | 3 | 3 | 5 | 1 | 1 | 8 | 1 | 1 | 8 | 1 | 1 | 3 | 6 | 6 | 24 | |
| | | | | | | | | | | | | | | | | | |
| 1 | Cache SC, UT | 3 | 3 | 4 | 8 | 1 | 0 | 0 | 0 | 4 | 6 | 3 | 3 | 17 | 7 | 11 | |
| 2 | Just Saiyin, CA | 0 | 0 | 1 | 2 | 2 | 4 | 3 | 3 | 4 | 1 | 1 | 7 | 6 | 6 | 16 | |
| 3 | Panteras, CA | 8 | 1 | 0 | 1 | 1 | 2 | 9 | 4 | 0 | 6 | 3 | 3 | 24 | 9 | 5 | |
| 4 | Something Random, NV | 9 | 4 | 3 | 8 | 2 | 1 | 0 | 0 | 1 | 9 | 4 | 0 | 26 | 10 | 5 | |
| 5 | Dribble Fo Shizzle, CA | 0 | 0 | 1 | 8 | 1 | 0 | 10 | 4 | 0 | 9 | 7 | 1 | 27 | 12 | 2 | |
| | | | | | | | | | | | | | | | | | |
| 1 | Honey Badgers, CA | 1 | 1 | 2 | 1 | 1 | 3 | 0 | 0 | 7 | 8 | 1 | 0 | 10 | 3 | 12 | |
| 2 | X-Force LA, CA | 9 | 3 | 1 | 6 | 3 | 3 | 0 | 0 | 2 | 10 | 5 | 0 | 25 | 11 | 6 | |
| 3 | TYATO, CA | 9 | 2 | 0 | 10 | 7 | 0 | 9 | 2 | 0 | 0 | 0 | 2 | 28 | 11 | 2 | |
| 4 | Anthem FC, NV | 0 | 0 | 2 | 0 | 0 | 5 | 0 | 0 | 1 | 0 | 0 | 5 | 0 | 0 | 13 | |
| 5 | Hungover AF, CA | 8 | 2 | 1 | 10 | 5 | 0 | 6 | 3 | 3 | 9 | 2 | 0 | 33 | 12 | 4 | |

Semi Finals

Finals



| COED O35 Division | | Game 1 | | | Game 2 | | | Game 3 | | | Game 4 | | | Tournament Total | | |
|-------------------|-------------------|--------|----|----|--------|----|----|--------|----|----|--------|----|----|------------------|----|----|
| COED O35 2017 | | P | GF | GA | P | GF | GA | P | GF | GA | P | GF | GA | Points | GF | GA |
| 1 | #dontlookatme, NV | 9 | 3 | 0 | 10 | 4 | 0 | 10 | 4 | 0 | | | | 29 | 11 | 0 |
| 2 | Elsinore FC, CA | 0 | 0 | 2 | 0 | 0 | 4 | 1 | 1 | 4 | | | | 1 | 1 | 14 |
| 3 | FC Liechty, CA | 9 | 2 | 0 | 10 | 4 | 0 | 0 | 0 | 4 | | | | 19 | 6 | 8 |
| 4 | Pitchers, CA | 2 | 2 | 3 | 0 | 0 | 4 | 9 | 4 | 1 | | | | 11 | 6 | 9 |
| | | | | | | | | | | | | | | | | |

Finals

#dontlookatme - 4

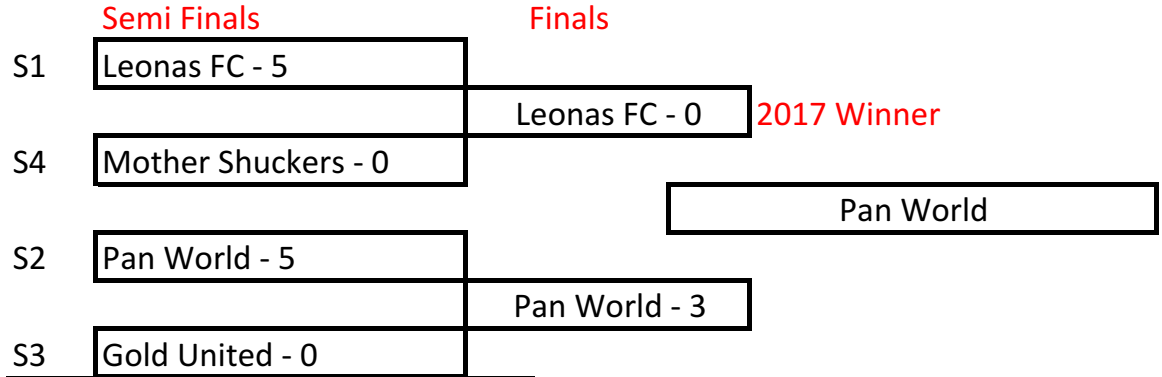
#dontlookatme

2017 Winner

FC Liechty - 0

| Women Open Division | | Game 1 | | | Game 2 | | | Game 3 | | | Game 4 | | | Tournament Total | | |
|---------------------|---------------------|--------|----|----|--------|----|----|--------|----|----|--------|----|----|------------------|----|----|
| | | P | GF | GA | P | GF | GA | P | GF | GA | P | GF | GA | Points | GF | GA |
| 1 | Gold United, CA | 10 | 5 | 0 | 0 | 0 | 7 | 10 | 4 | 0 | 4 | 1 | 1 | 24 | 10 | 8 |
| 2 | Leonas FC, UT | 9 | 2 | 0 | 9 | 7 | 2 | 8 | 1 | 0 | 8 | 1 | 0 | 34 | 11 | 2 |
| 3 | Mother Shuckers, TX | 2 | 2 | 7 | 9 | 4 | 0 | 8 | 5 | 3 | 4 | 1 | 1 | 23 | 12 | 11 |
| 4 | Barcelona, CA | 0 | 0 | 2 | 8 | 4 | 2 | 9 | 5 | 0 | 0 | 0 | 4 | 17 | 9 | 8 |
| 5 | Hundreds, CA | 0 | 0 | 6 | 2 | 2 | 4 | 2 | 2 | 4 | F | | | ##### | 4 | 14 |
| 6 | LA Strikers, CA | 0 | 0 | 5 | 1 | 1 | 5 | 3 | 3 | 5 | 0 | 0 | 7 | 4 | 4 | 22 |
| 7 | Pan World, UT | 8 | 6 | 0 | 0 | 0 | 1 | 10 | 7 | 0 | 10 | 7 | 0 | 28 | 20 | 1 |

Auto 8-1-0 vs Hundreds
 chg gm 3 from 9 pts to 8
 chg gm 2 from 9 pts to 8
 Forfeit game 4
 Chg gm 1 from 10 pts to 8



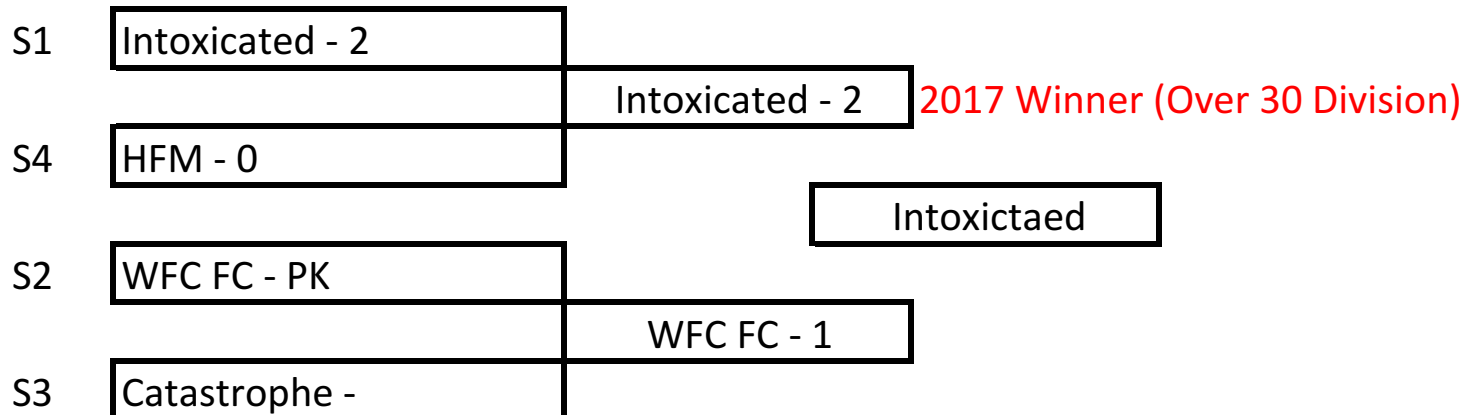
Over 30

Women O30 2017

| | | Game 1 | | | Game 2 | | | Game 3 | | | Game 4 | | | Tournament Total | | |
|----------|-----------------------|--------|----|----|--------|----|----|--------|----|----|--------|----|----|------------------|----|----|
| | | P | GF | GA | P | GF | GA | P | GF | GA | P | GF | GA | Points | GF | GA |
| 1 | Catastrophe, CA | 9 | 4 | 3 | 8 | 1 | 0 | 3 | 3 | 4 | 0 | 0 | 2 | 20 | 8 | 9 |
| 2 | Intoxicated, CA | 10 | 5 | 0 | 9 | 7 | 1 | 10 | 6 | 0 | 9 | 2 | 0 | 38 | 20 | 1 |
| 3 | Venom, CA | 1 | 1 | 2 | 0 | 0 | 5 | 9 | 4 | 0 | 9 | 4 | 2 | 19 | 9 | 9 |
| 4 | Wonder Women, CA | 3 | 3 | 4 | 6 | 4 | 4 | 0 | 0 | 6 | 2 | 2 | 4 | 11 | 9 | 18 |
| | | | | | | | | | | | | | | | | |
| 1 | HFM, CA | 4 | 1 | 1 | 0 | 0 | 1 | 8 | 1 | 0 | 8 | 1 | 0 | 20 | 3 | 2 |
| 2 | The Crush, OR | 8 | 1 | 0 | 1 | 1 | 7 | 2 | 2 | 3 | 0 | 0 | 1 | 11 | 4 | 11 |
| 3 | WFC FC, CA | 8 | 2 | 1 | 4 | 1 | 1 | 0 | 0 | 1 | 9 | 3 | 2 | 21 | 6 | 5 |
| 4 | Net Six and Chill, WA | 0 | 0 | 1 | 8 | 1 | 0 | 6 | 4 | 4 | 0 | 0 | 1 | 14 | 5 | 6 |
| | | | | | | | | | | | | | | | | |

Semi Finals

Finals



Women O40

Women O40 2017

| | | Game 1 | | | Game 2 | | | Game 3 | | | Game 4 | | | Tournament Total | | |
|----------|----------------------|--------|----|----|--------|----|----|--------|----|----|--------|----|----|------------------|----|----|
| | | P | GF | GA | P | GF | GA | P | GF | GA | P | GF | GA | Points | GF | GA |
| 1 | #Nottoday, CA | 0 | 0 | 11 | 0 | 0 | 5 | 0 | 0 | 6 | F | | | ##### | 0 | 22 |
| 2 | BLK HB, CA | 8 | 11 | 0 | 10 | 8 | 0 | 10 | 3 | 0 | 9 | 8 | 1 | 37 | 30 | 1 |
| 3 | Explosion, AZ | 4 | 0 | 0 | 4 | 0 | 0 | 8 | 6 | 0 | 0 | 0 | 1 | 16 | 6 | 1 |
| 4 | High Desert Heat, CA | 0 | 0 | 8 | 8 | 5 | 0 | 4 | 0 | 0 | 8 | 1 | 0 | 20 | 6 | 8 |
| 5 | Moreno Valley, CA | 4 | 0 | 0 | 4 | 1 | 1 | 4 | 0 | 0 | 1 | 1 | 8 | 13 | 2 | 9 |
| 6 | Paddy's Girls, CA | 4 | 0 | 0 | 4 | 1 | 1 | 0 | 0 | 3 | 8 | 1 | 0 | 16 | 2 | 4 |

Forfeit game 4
 gm 1 chg from 10 to 8
 gm 2 chg from 10 to 8
 auto 8-1-0 gm 4

Finals

BLK HB - 1

BLK HB

2017 Winner (W- O40 Divison)

High Desert Heat -0

| Women Over 50 Nov-17 | | Game 1 | | | Game 2 | | | Game 3 | | | Game 4 | | | Tournament Total | | |
|-------------------------|--------------------------|--------|----|----|--------|----|----|--------|----|----|--------|----|----|------------------|----|----|
| | | P | GF | GA | P | GF | GA | P | GF | GA | P | GF | GA | Points | GF | GA |
| 1 | Mighty Moody Maidens, CA | 10 | 6 | 0 | 0 | 0 | 1 | 0 | 0 | 1 | 3 | | | 13 | 6 | 2 |
| 2 | Oregon Ballers, OR | 0 | 0 | 6 | 0 | 0 | 2 | 0 | 0 | 4 | 2 | | | 2 | 0 | 12 |
| 3 | Still Kickin', NM | 0 | 0 | 4 | 9 | 2 | 6 | 8 | 1 | 0 | 3 | | | 20 | 3 | 10 |
| 4 | United, CA | 10 | 4 | 0 | 8 | 1 | 0 | 10 | 4 | 0 | 0 | | | 28 | 9 | 0 |
| | | | | | | | | | | | | | | | | |

Finals

Gm 4 is final/friendly

United -3

United

2017 Winner (W- O50 Divison)

Still Kickin' - 0