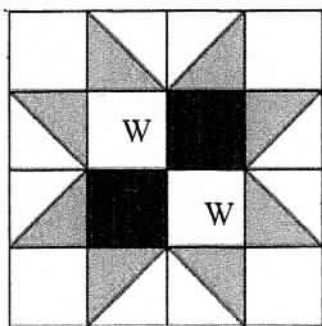


Quit Connection
1011-A Memorial Blvd
Murfreesboro, TN 37129
6165-867-0210

Two for Five- Blk # 2

Each kit contains a strip of white and grey. Because the strips are pre-cut you have to use 3" finished Thangles or an Easy Angle Ruler to make the half square triangles.



Material & Cutting

Color # 1 - White or Grey

Cut 6 - 3 1/2" squares from the white & grey
3 1/2" strips

Color # 2 - Black- Pre-cut 3 1/2" strip

Color # 3 - Red

Two pre-cut 3 1/2" squares are included

12 1/2" unfinished

Following instructions -

Make one using black/white/red

Make one using black/gray/red

Directions....

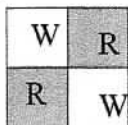
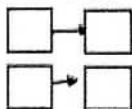
Using the remaining 3 1/2" Color # 1 (white & grey) and Color # 2 (black strips)

right sides together & 3" finished Thangles make 8 HST. Or use the easy angle ruler.



Center four-patch block.

Using the two red 3 1/2" squares and two white & grey squares sew together to make a 6 1/2" unfinished square



Hint: After making the HST **measure** to make sure they are 3 1/2" square. If not, go back and adjust the seam or trim up if necessary.

For the block to be 12 1/2" unfinished when completed you will need to use 1/4" seams. If you do not have a 1/4" foot use masking tape as a guide