

Renderoc Plug

Rapid setting mortar for leak plugging in running water

Uses

Renderoc Plug has been designed to seal leaks in running water where conventional mortars would be washed away and where even rapid set resin mortars will not bond. Renderoc Plug is the ideal material to seal leaks prior to applying waterproof renderings in basement. Renderoc Plug can also be used for patching, caulking, joint filling, pointing and brick tunnels, sewage systems, pipes, wells foundations and mines.


Advantages

- | | |
|----------------------|--|
| Rapid setting | Stops leaks quickly to prevent costly water loss in concrete tanks or further damage to property in basements. |
| Easy to use | Needs only water to be added. |
| Durable | Low porosity of the patch ensures permanence of the repair. |
| Chloride free | No risk to steel reinforcement. |
| Stable | Similar thermal capability as parent concrete. |

Description

Renderoc Plug is supplied as a dry powder needing only the addition of water to produce an ultra rapid set plugging mortar.

Renderoc Plug is the blends of special cements, grade fillers and a chemical control system.



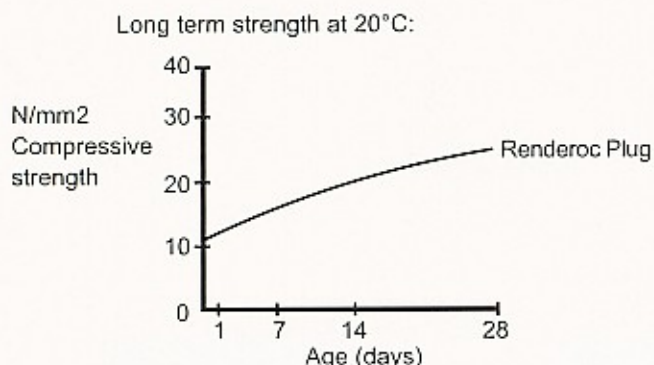
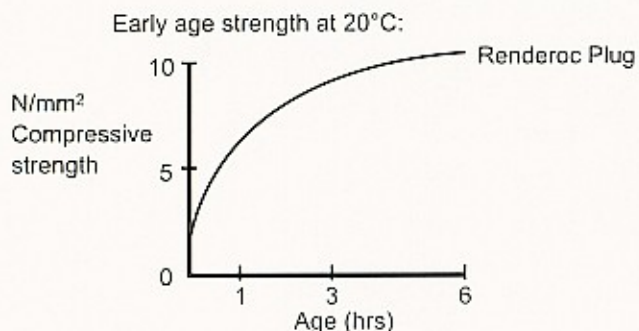
Renderoc Plug being held in place to completely stop the flow of water.

Renderoc Plug

Properties

Strength Gain

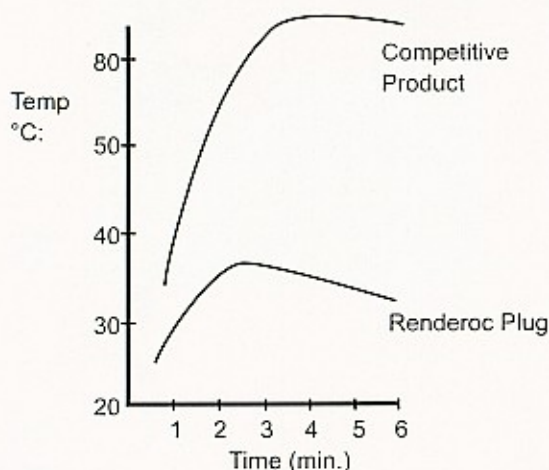
Measured in accordance with BS 1881, Part 4 1970.



Heat Generation Characteristic

High heat output (exotherm) leads to undesirable high shrinkage and thermal cracking.

The curves below show the low heat output of Renderoc Plug products which minimises the risk of thermal cracking.



VICAT (Initial Set Table)

Initial set time (minutes)			
Temperature (°C)	20	10	5
Renderoc Plug	1	1½	2

pH at 20°C

Product	pH
Renderoc Plug	11.8

Instruction for use

In general, Renderoc Plug is used for rapid plugging.

Surface Preparation

Areas to be patched should be cut back to a depth of 15 mm and given a good mechanical key. Do not feather edge. Surface should be brushed clean to remove loose material, dust and laitance. Grease, slime or mould should be removed by steam cleaning or high pressure water jetting, Reebexol Super can be used for removal of light oil or grease contamination.

To seal leaks, crack openings must be chased out to approximately 20 mm square. Always undercut the chase and avoid leaving a V section. Remove all loose material and debris.

All surfaces must be damped down with clean water just prior to application of the Renderoc Plug.

Mixing

Renderoc Plug should be added to water in the proportions: 1 part water to 3 parts Renderoc Plug by volume. Mix quantity to stiff consistency in a plastic bucket, using a gloved hand or trowel. Due to the rapid set, only use the quantity which can be placed within the prescribed set time.

Application

Trowel or hand knead the mixed mortar in place, ensuring maximum contact before the material sets.

If being used to plug a running water leak, the mixed Renderoc Plug be held in place until it reaches initial set.

Curing

Standard concrete curing procedures should be followed to prevent rapid water loss and consequent loss of strength.

Cleaning

Renderoc Plug mortar can be removed from tools with water prior to initial set. Hardened material can only be removed mechanically.

Renderoc Plug

Precautions

Health and Safety

Renderoc Plug is non toxic but should not be ingested as it is based on cement and is therefore alkaline. Gloves should be worn and accidental splashes of the material to the skin or eyes should be immediately washed off with clean water. In the event of prolonged irritation, seek medical advice.

Fire

Renderoc Plug is non flammable.

Storage

Renderoc Plug has a shelf life of 12 months if kept un-opened. Once opened, it should be used as soon as possible to prevent air setting.

Packaging and Yield

	Pack weight	Approximate yield
Renderoc Plug	25kg	12½ litres

Allowance should be made for wastage when estimating.

Supply

Contact your local Fosroc office or representative

Additional Information

Renderoc Plug forms part of the Fosroc Concrete Repair System.

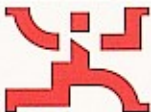
The Fosroc Concrete Repair System ensures a successful, economical solution to your concrete problem.

Nitoprime	Active anti-corrosion coating for steel reinforcement
Zincrich	
Nitobond AR	Acrylic emulsion for priming and curing Fosroc cementitious mortars.
Renderoc HB	Cementitious repair mortar for vertical and overhead repairs.
Renderoc S	Polymer modified high strength mortar for floor and structural repairs.
Renderoc FC	Polymer modified re-facing mortar.
Nitocote	Impregnating, breathable anti-chloride and anti-carbonation coating
Dekguard	
Belecoat	Decorative coating
Masonry	



Renderoc Plug

FOSROC



PT. Fosroc Indonesia

Jl. Akasia II Blok A8 No. 1
Delta Silicon Industrial Park
Lippo Cikarang
Bekasi 17550
Indonesia

www.fosroc.com

Important note

Fosroc products are guaranteed against defective materials and manufacture and are sold subject to its standard terms and conditions of sale, copies of which may be obtained on request. Whilst Fosroc endeavours to ensure that any advice, recommendation, specification or information it may give is accurate and correct, it cannot, because it has no direct or continuous control over where or how its products are applied, accept any liability either directly or indirectly arising from the use of its products, whether or not in accordance with any advice, specification, recommendation or information given by it.

telephone:
+ 62 21 897 2103
+ 62 22 520 1308
+ 62 31 502 9142

fax:
+ 62 21 897 21073
+ 62 22 522 2713
+ 62 31 502 2711

email:
indonesia@fosroc.com

Registered Office: Jl. Akasia II Blok A8 No. 1, Delta Silicon Industrial Park, Lippo Cikarang, Bekasi 17550, Indonesia

